

## Review

# Soft Robot Design, Manufacturing, and Operation Challenges: A Review

Getachew Ambaye , Enkhsaikhan Boldsaikhan \*  and Krishna Krishnan

Industrial Systems and Manufacturing Engineering Department, Wichita State University,  
Wichita, KS 67260, USA; gaambaye@shockers.wichita.edu (G.A.); krishna.krishnan@wichita.edu (K.K.)

\* Correspondence: enkhsaikhan.boldsaikhan@wichita.edu

**Abstract:** Advancements in smart manufacturing have embraced the adoption of soft robots for improved productivity, flexibility, and automation as well as safety in smart factories. Hence, soft robotics is seeing a significant surge in popularity by garnering considerable attention from researchers and practitioners. Bionic soft robots, which are composed of compliant materials like silicones, offer compelling solutions to manipulating delicate objects, operating in unstructured environments, and facilitating safe human–robot interactions. However, despite their numerous advantages, there are some fundamental challenges to overcome, which particularly concern motion precision and stiffness compliance in performing physical tasks that involve external forces. In this regard, enhancing the operation performance of soft robots necessitates intricate, complex structural designs, compliant multifunctional materials, and proper manufacturing methods. The objective of this literature review is to chronicle a comprehensive overview of soft robot design, manufacturing, and operation challenges in conjunction with recent advancements and future research directions for addressing these technical challenges.

**Keywords:** soft robotics; bionics; digital engineering; compliant multifunctional materials; smart manufacturing; biomimetics; soft sensors; soft actuators; biomotion



**Citation:** Ambaye, G.; Boldsaikhan, E.; Krishnan, K. Soft Robot Design, Manufacturing, and Operation Challenges: A Review. *J. Manuf. Mater. Process.* **2024**, *8*, 79. <https://doi.org/10.3390/jmmp8020079>

Academic Editor: Steven Y. Liang

Received: 17 March 2024

Revised: 13 April 2024

Accepted: 15 April 2024

Published: 16 April 2024



**Copyright:** © 2024 by the authors. Licensee MDPI, Basel, Switzerland. This article is an open access article distributed under the terms and conditions of the Creative Commons Attribution (CC BY) license (<https://creativecommons.org/licenses/by/4.0/>).

## 1. Introduction

Conventional robots typically employ rigid materials, such as steel, aluminum, and hard plastics, and commonly rely on electric actuators for power. The majority of their components are manufactured using traditional machining techniques. However, these robots have limited flexibility due to their rigid structural elements and limited freedom of motion, which are hard to adapt to complex work environments and safe human–robot interactions. Collaborative robots (cobots) [1] are designed to facilitate safe human–robot interactions, but they still experience limitations due to their rigid structural elements and lack of motion freedom. Safe human–robot interactions can be facilitated by active compliance control with feedback sensors, such as force/torque sensors [2], proximity sensors [3], cameras [4], and other sensors [5]. Nonetheless, rigid robots have limited mobility due to physical constraints imposed by their rigid links and joints with the finite freedom of motion. Moreover, such rigid manipulators can potentially cause damage to delicate objects during handling. These challenges can be addressed by the use of soft robots that are made from flexible, compliant multifunctional materials like shape-memory alloys, silicones, or rubber materials. They possess an unparalleled ability to alter their shapes and sizes by providing theoretically unlimited freedom of motion [6], which allows them to operate in unstructured environments and handle delicate objects.

The stiffness levels of engineering materials broadly vary from hard rigid materials to soft compliant materials [7]. Soft robots are composed of less stiff, compliant materials as well as stiff rigid materials [8]. In contrast, conventional industrial articulated robots [9,10] are made from stiff rigid materials like metals or hard plastics to be able to perform manufacturing processes [11–13] that involve high process loads.

There has been a surge in the popularity of soft robots in medical applications [14–17], smart packaging [18], agricultural harvesting [19,20], architectural applications [21], and search-and-rescue operations [22,23]. Moreover, Feng et al. [24] developed a soft robot specifically designed for surface exploration. Even and Ozkan-Aydin [25] developed a soft robot that is capable of navigating through unstructured environments by integrating contact and photo-transistor sensors for obstacle avoidance. Dinakaran et al. [26] demonstrated that soft gripper end-effectors enhance material handling efficiency. A notable breakthrough in the field has been demonstrated by Gu et al. [27] through the development of a self-folding soft robot. This innovative robot possesses a remarkable capability to autonomously reconfigure itself to fulfill various functionalities.

Unlike conventional rigid robots that utilize electric motor actuators, soft robots employ soft actuators that can be activated through various means, such as pressure [28–30], magnetic fields [31,32], electric stimulation [33–36], light or photonic stimuli [37–39], moisture-responsive mechanisms [40–42], and explosive triggers [43–45]. Furthermore, Son et al. [46] have conducted an extensive review on the four-dimensional (4D) shape changes that can provide versatile functional advantages to soft robots in response to external environmental stimuli including heat, acidity (pH), light, electricity, or pneumatic triggers.

Three-dimensional (3D) printing, or additive manufacturing, has had a profound impact on advancing and enhancing the efficacy of soft robots by enabling the creation of intricate multifunctional designs. However, a key challenge in this domain is the limited range of printable soft materials. To overcome these limitations, it is imperative to develop a broader repertoire of soft materials that are compatible with 3D printing [47]. The majority of research on soft robotics involved experiments that provided in-depth explorations of the challenges associated with soft robot sensing and control. Additionally, the use of the finite element (FE) method has made significant contributions to soft robotics. For example, the FE method is used to optimize the structural designs of soft pneumatic bending actuators [48,49] and improve their overall performance [50]. Moreover, a promising solution was proposed by Xu et al. [51], which introduces an innovative approach that integrates a controlled buckling structure with a triboelectric nano-generator to accommodate motion tracking with haptic feedback.

Although soft robots offer numerous advantages, there are some fundamental challenges to overcome, which particularly concern motion precision and stiffness compliance in performing physical tasks that involve external forces. In this regard, enhancing the operation performance of soft robots necessitates intricate, complex structural designs, compliant multifunctional materials, and proper manufacturing solutions to unleash better soft robots that complement humans in future manufacturing. The goal of this literature review is to chronicle a comprehensive overview of recent advancements and future directions in the areas of soft robot design, manufacturing, and operation.

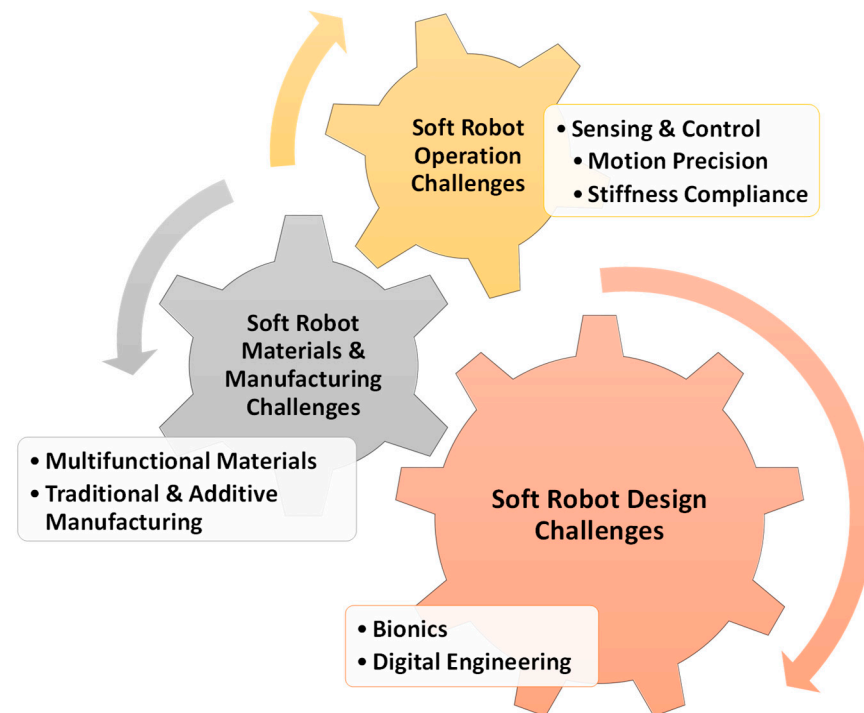
It is possible that the application readiness level of soft robots is in infancy. Nonetheless, soft robots exhibit potential impacts on various industries including manufacturing [52,53], medicine [15,54–56], food [19,20], etc. Although this literature survey focuses on soft robot design, manufacturing, and operation challenges, it is important to note that the precursors of these challenges are often defined by the applications of soft robots. An important aspect of soft robot applications is the integration of soft robots with existing platforms. Based on its application, a soft robot may need a certain mechanism or method for integration with existing platforms that may consist of either rigid or soft bodies. Such integration efforts require the joining or assembling of dissimilar soft or rigid materials. Soft–rigid material integration is still an open topic for future research. In general, a soft robot can be mounted on an existing soft or rigid platform through different bio-inspired attachment mechanisms, such as grasping or clinging [2,56–60], magnetism [61], and/or adhesion [52,62,63].

## 2. Methodology

The methodology of this literature review on soft robot design, manufacturing, and operation challenges comprised comprehensive searches on the Google Scholar website for relevant journal articles, conference proceedings, and book chapters that were sourced

from various reputable publishers, such as IEEE, MDPI, Springer, Elsevier, Mary Ann Liebert, and others. The search was conducted using a set of targeted keywords including soft robots, deformable sensors, 3D-printed robots, bio-inspired robots, soft actuators, and tunable stiffness robots. Following the search process, articles published primarily between 2015 and 2023 were carefully selected for inclusion in this review.

This study surveyed the selected articles to chronicle a comprehensive overview of recent advancements and future research directions in the areas of soft robot design, materials, manufacturing, and operation. Although soft robots offer numerous benefits, there are various fundamental challenges to overcome. Figure 1 provides a visual representation of key technical challenges documented in recent literature.



**Figure 1.** Key technical challenges.

Soft robot design challenges concern bionics, which is complemented by digital engineering. Soft robots often draw inspiration from biological organisms that have evolved through natural selection to achieve their optimal forms. Hence, bionic robots are designed to mimic the natural optimality of their biological counterparts. Furthermore, digital engineering tools offer more ways of optimizing bionic designs for better structural and operational performance levels and efficiencies of soft robots.

The manufacturing of soft robots with soft components poses significant challenges. The prevailing methods for manufacturing soft robot components include casting as a traditional manufacturing technique and 3D printing. Since casting methods are limited by their inability to produce intricate designs, 3D printing emerges as the preferred solution due to its ability to fabricate complex designs with multifunctional materials that offer compliance, stiffness, and versatility as well as regenerative aptitudes like bionic healing. Polymers are widely used for making soft robot components as they are lightweight, flexible, and multifunctional. Besides polymers, other materials with native functional properties like shape-memory alloys are instrumental in developing soft robot components.

Another major challenge in soft robotics concerns soft robot operation that involves sensing and control of soft actuators to achieve desired motion precision and stiffness compliance. Soft robot sensing is diverse in terms of perceiving various signal modalities, such as thermal, electromagnetic, tactile, and photoelectric forms. Controlling soft robots with the same level of precision as rigid robots still remains an open problem. The integration of rigid sensing and

control components with soft robot structural components presents various difficulties and often makes the soft structural components more stiff and bulky to move around [64]. Hence, it is crucial to have in situ flexible sensors that can undergo significant deformation to facilitate seamless motion and stiffness control of soft structural components.

A soft actuator can be constructed from different types of stimuli-responsive polymers including liquid crystal polymers, liquid crystal elastomers, hydrogels, shape memory polymers, magnetic elastomers, electroactive polymers, and thermal expansion actuators [65]. Researchers have primarily focused on achieving controlled actuation, adhesion, and stiffness in soft robots [63].

In general, soft robotics concerns numerous challenges as it rapidly emerges as an interdisciplinary field that integrates mechatronics, bionics, biomimetics, material science and engineering, manufacturing, control systems, and artificial intelligence. The upcoming sections provide insights into the current state of soft robotics and future research directions in the areas of soft robot design, compliant multifunctional materials, manufacturing methods, and soft robot operation.

### 3. Soft Robot Design Challenges

#### 3.1. Advancements

This section provides a survey on two design approaches implemented in soft robotics, which comprise a bionic design approach and a computer-aided design approach based on digital engineering.

##### 3.1.1. Bionics

Bio-inspired manipulator designs have gained significant acceptance due to their ability to accommodate various biomotion modes [66]. Such naturally driven principles are commonly employed in various disciplines, including soft robotics [67–70], composite materials [71,72], path planning [73,74], energy optimization [75], etc. Soft robots inspired by earthworms [8,76,77], snakes [78,79], snails [80,81], insects [82,83], and caterpillars [84,85] have experienced a notable surge in research activities in recent years. Enhancing the elongation and compression capabilities of these robots is essential for achieving a remarkable motion performance. In 2016, a significant milestone was reached by Calderón et al. [86] with a soft actuator that can elongate extensively at 17.9 KPa (2.6 psi). Although achieving high elongation was a notable success, the compression ability of soft robots has been relatively poor. However, more recently, Das et al. [87] made significant progress in this area, achieving elongation and compression percentages of 21.9% and 22.3%, respectively, by demonstrating improved capabilities in both aspects. These are important achievements that allow soft robots to operate effectively.

Taking inspiration from desert iguanas, researchers have explored the implementation of compliant mechanisms in soft robot designs to enhance stiffness [88]. Furthermore, locomotion design principles, based on copepods and small crustaceans found in diverse aquatic habitats, have exhibited exceptionally rapid responses [89]. Also, Zhang et al. [90] have successfully designed and developed bio-inspired soft robotic fingers with motion sequences based on tendon-driven mechanisms as artificial muscles.

Biphasic materials like hydrogel offer enormous possibilities for researchers to design and develop bionic soft robots like hydrogel robots. Hydrogel robots have emerged as a promising advancement [91], offering a range of unique advantages that set them apart. These robots exhibit exceptional deformability, allowing them to undergo significant changes in shape and size. Their adaptability enables them to interact with and navigate through complex environments. One of the key strengths of hydrogel robots is their biocompatibility that makes them suitable for various applications in biomedical and healthcare domains. Hydrogel robots possess naturally embodied intelligence, meaning that their functionalities and responses are inherent in their material properties. These characteristics enable them to autonomously sense and respond to environmental stimuli, leading to enhanced interaction capabilities and improved motion performance. Given these remarkable advantages, it is evident that hydrogel robots hold great potential for

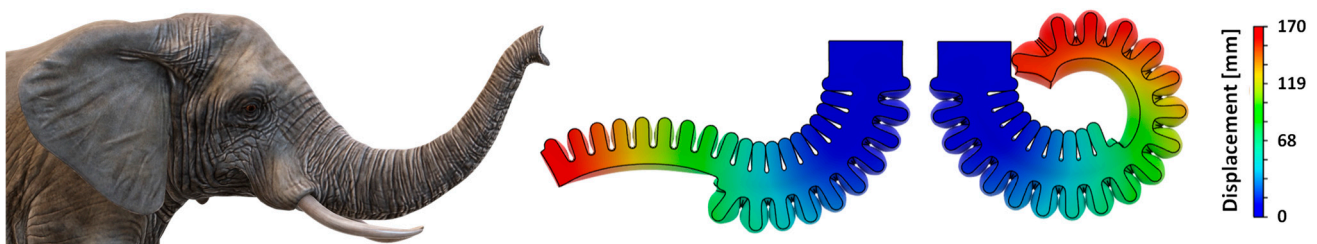
shaping the future of soft robotics. Their impact is expected to be significant in the areas of manufacturing, medicine, and agriculture.

In recent years, there has been a growing research interest in leveraging the design and development of plant-inspired multifunctional materials, which can sense and move [92]. An intriguing example of such inspiration can be found in tendrils [58], which possess the unique capability to coil around a support pole while in their soft state and subsequently undergo lignification or hardening to reinforce the cling. This natural behavior is replicated in a soft robot using an artificial tendril with an electric control mechanism that enables or disables autonomous coiling and clinging.

Furthermore, drawing inspiration from the twisting and hanging behaviors observed in vines, Shan et al. [93] proposed and designed a passive variable-stiffness soft robotic gripper. This innovative gripper harnesses the principle of jamming to achieve a simple yet robust grasping mechanism for object handling. By embracing these plant-inspired concepts, researchers are advancing the development of soft robots and aiming to enhance their functionalities and capabilities in various applications.

### 3.1.2. Digital Engineering

In addition to the bionic design approach, researchers have also explored the use of digital engineering tools that accommodate finite element analysis (FEA) in soft robotics. This computer-aided design approach is extremely useful for design optimization based on engineering design principles. Figure 2 presents a soft actuator design inspired by an elephant trunk. The bending of the soft actuator is regulated by two asymmetric pressure chambers as demonstrated by FEA simulation models in Figure 2. FEA has been widely employed in numerous studies that focus on soft robot design performance [94,95]. For instance, Nguyen et al. [96] investigated the design of fabric soft pneumatic actuators for wearable assistive devices using FEA for performance analysis. Ferrentino et al. [97] developed an FEA simulator called Simulation Open Framework Architecture (SOFA) specifically for soft actuators. Naughton et al. [98] used the Elastica software to simulate and analyze the performance of a soft robot model that resembles an elephant trunk. Another advanced soft robot modeling and simulator, ChainQueen, has also gained acceptance among researchers that study robot dynamics and control [99–101].



**Figure 2.** This figure presents FEA simulation models of a pneumatic soft actuator design that is inspired by an elephant trunk.

The versatility of the FEA method extends beyond the use of a single material, as it allows the incorporation of layers of different soft robot materials. Ferrentino et al. [102] developed a quasi-static FEA model for a multi-material soft pneumatic actuator in SOFA. SOFA, an FEA simulator, has been widely utilized in various soft robot studies, such as solid meal digestion in a soft gastric robot [103] and soft robot optimal control [104]. By employing digital engineering tools, such as SOFA and Elastica, researchers [105] analyzed and optimized certain soft robot structural designs and structural materials to achieve enhanced functional performance and application potential.

### 3.2. Opportunities

Although the bionic design approach offers naturally proven design principles in soft robotics, such design principles still need further improvements and adaptation with the use of



digital engineering tools. The lack of proper computer-aided modeling and simulation may lead to the heavy reliance on numerous trial-and-error attempts during the soft robot development process [106]. Hence, there is a surge in the research emphasis on combining the bionic design approach with the computer-aided design approach in soft robotics. By using bionics and digital engineering tools, researchers are able to explore uncharted design principles and new innovative engineering solutions to making better soft robot designs that have the potential to revolutionize the design process, facilitate soft robot manufacturing, and unleash better soft robots that complement humans in future manufacturing.

#### 4. Soft Robot Materials and Manufacturing Challenges

##### 4.1. Advancements

A material shape can change in many ways. Some changes are reversible, but some changes are irreversible. Since compliance is a desirable property of soft robot materials, highly compliant materials, such as silicone, elastomers, hydrogels, fibers, shape memory materials, etc., serve as the main building blocks of soft robots. Such compliant materials can undergo large deformations without losing their properties and functionalities.

Table 1 presents a list of common soft materials documented in the selected literature. Soft materials demonstrate multiple functions, such as actuation, stiffening, structural support, healing, control, sensing, etc., in reaction to various stimuli. Therefore, Table 1 also presents common functions and common stimuli for each soft material as reported in the selected literature.

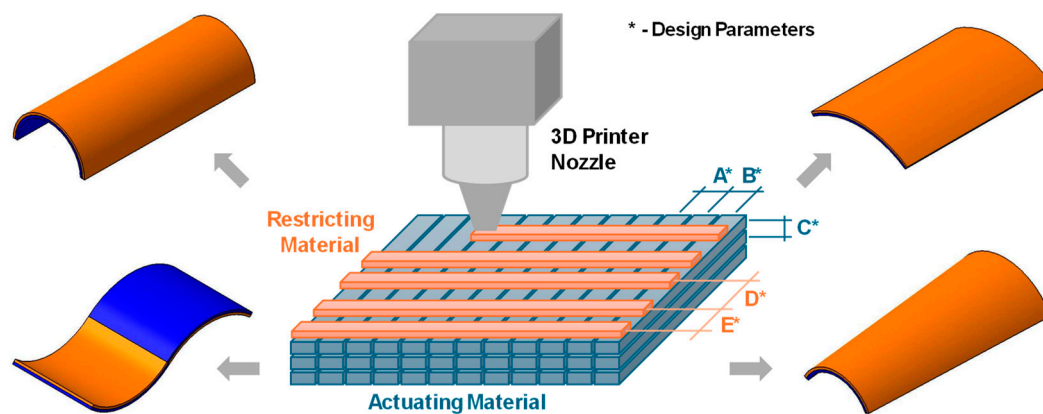
**Table 1.** This table presents common soft materials and their properties documented in the selected literature.

Soft Materials	Common Functions	Common Stimuli	References
Magnetic Soft Materials	Actuation; Stiffening; Healing; Control; Sensing; Structural Support	Magnetism (M); Electricity (E); Temperature (T)	[31,32,61,78,107–113]
Liquid Metals	Stiffening; Control; Sensing	M; E; T	[108,113–117]
Shape Memory Materials	Actuation; Healing; Sensing	Tactility, M; E; T	[33,118,119]
Artificial Tendon Fibers	Actuation; Stiffening; Control; Structural Support	Tactility; M; E; T	[67,71,90,118,120–130]
Liquid Crystal Polymers	Actuation; Stiffening; Control; Sensing	Light; M; E; T	[37–39,80,112,131]
Elastomers or Silicones (i.e., Ninjaflex™, Dragon Skin™, Ecoflex™)	Actuation; Stiffening; Healing; Structural Support	Pneumatics (P); Hydraulics (H); E; T	[80,112,118,131–135]
Hydrogels	Actuation; Stiffening; Healing; Sensing; Structural Support	H; M; E; T; Chemical Reaction	[29,91,117,136,137]

Sensing, actuation, and control are the primary operation challenges in soft robotics. Consequently, integrating sensing and actuation functionalities with compliant materials to achieve the feedback control of motion and stiffness is cumbersome. Multifunctional materials are essential for this purpose. There is a possibility that materials with different properties and functionalities can be integrated to provide different actuation and sensing modalities [124]. Incorporating functional materials [138] into soft robots can greatly enhance their capabilities. Proper manufacturing methods must be implemented in implanting multifunctional elements in soft robot bodies for efficiency and effectiveness [126]. In this case, the casting of silicone material can be employed for simple designs, while additive manufacturing can be a pathway to creating multifunctional materials with customizable designs.

Synthesizing various functional materials to achieve new actuation, control, and sensing capabilities is possible. For instance, enhancing the elastomer with various fibers offers better stiffness, particularly when such stiffness is necessary to deal with external loads. Li and Diller [110] conducted a study on multi-material fabrication for magnetically driven miniature soft robots using stereolithography.

Silicone casting is a widely employed method for manufacturing soft robot actuators. This technique is particularly suited for producing actuators that perform certain motion tasks, i.e., bending [139], gripping [60], and crawling [140]. When faced with more intricate engineering challenges, the fabrication of soft robots necessitates the utilization of multi-material 3D printing techniques [141]. This advanced manufacturing approach empowers the creation of soft robots with complex structures and the integration of multiple materials to achieve more functionalities and versatility. For instance, Figure 3 shows an illustration of multi-material 3D printing based on fused filament fabrication (FFF), which uses restricting and actuating materials along with certain design parameter settings to fabricate bio-inspired flexible parts with self-shaping properties. The design parameters are used as shape-tuning factors to enable materials programming and 4D printing [92,142].



**Figure 3.** This figure shows an illustration of multi-material 3D printing that uses restricting and actuating materials along with certain design parameter settings, such as A, B, C, D, and E, to fabricate bio-inspired flexible parts with self-shaping properties.

Additive manufacturing (AM), such as 3D printing, involves adding material layers, one after another, to build objects, which is distinguished from traditional machining methods that rely on subtractive manufacturing. The main advantage of 3D printing lies in its capability to produce intricate and elaborate geometries without requiring extensive post-processing [143]. Moreover, it enables the development of customized materials and composites by minimizing material wastage. This versatile technology can be applied to a broad range of materials, including shape-memory polymers and other stimuli-responsive soft materials. Due to these inherent advantages, 3D printing plays a pivotal role in the fabrication of soft robots. It enables the production of various structural and operational components, simultaneously, with the use of multiple source materials, which makes it highly suitable for diverse manufacturing needs in soft robotics [144].

Another significant advantage of 3D printing in the realm of soft robots is the ability to integrate and manufacture different sensors alongside soft actuator components. Unlike traditional approaches to integrating tactile sensing, which requires separate manufacturing processes for sensor integration, multi-material 3D printing, i.e., fiber-reinforced printing [128], enables the direct printing of tactile sensors onto a soft robotic hand with distributed tactile sensing and 3D-printed air chambers [145]. This advancement facilitates the development of a soft robotic hand equipped with distributed pneumatic touch sensing in the fingers and an active palm. For prosthetic applications, a 3D-printed soft robotic hand with embedded soft sensors has been designed and developed to seamlessly interface with next-generation myoelectric control systems [56]. In the areas of embedding flexible electronic devices into soft robots, Mathai et al. [125] proposed a novel additive manufacturing method of tailored flexible inductive coils via patterning steel electroconductive fibers for soft robots and wearable devices.

Furthermore, the integration of non-assembly 3D-printed joints with soft robotic muscles has been pursued to create tendon-driven robotic fingers. This approach incorpo-

rates a finger-type structure actuated by an electro-thermal soft actuator mechanism for bio-inspired 3D-printed compliant joints and 3D-printed finger elements [146].

During additive manufacturing, the curing process of soft robot materials is time-consuming, leading to delays in the manufacturing flow. To address this issue, various methods have been employed with the use of stereolithography (SLA) and digital light processing (DLP) that emerge as the most recent solutions. SLA and DLP utilize the polymerization of photopolymer resin under ultraviolet (UV) irradiation, offering significantly higher printing resolution compared to other techniques [147].

Among these methods, DLP 3D printing stands out for its rapid printing speed. By utilizing a DLP system that uses UV light projection, an entire layer can be cured with a single exposure. In fact, a standard SLA 3D printing facility can achieve a very high printing speed by employing a green and cost-effective hydrogel as a separation interface against the cured part [136]. Notable works utilizing DLP methods include the development of 3D-printed untethered soft robots [148] and the creation of super stretchable and processable silicone elastomers [135]. These studies have demonstrated excellent performance and advancements in employing the DLP technology for soft robot fabrication.

#### 4.2. Opportunities

Synthesizing compliant multifunctional materials with distinct sensing and actuation modalities remains a challenge. Combining various materials that can leverage the bionic functionalities of soft robots requires a multifaceted understanding of materials, mechanics, and manufacturability in conjunction with soft robot design principles. Functional materials that are easy to manufacture and assemble are essential for advancing the maturity of soft robotics. The development of new functional materials for soft robots highly depends on the ability to produce or synthesize such materials. Therefore, challenges in this growing research field inarguably focus on the fabrication of functional elements synthesized from various source materials. Although some prototypes [149,150] have shown great promise with the use of multi-material 3D printing, they lead to new unexplored manufacturing challenges to address. Moreover, in the areas of additively manufactured functional elements, the process of embedding long fibers is time consuming, laborious, and prone to errors. To facilitate the fiber embedding process, an automated fiber embedding mechanism [126] as well as a textile-based method [118] have been proposed. Additionally, Eroglu et al. [52] have presented a simple manufacturing process for miniaturized underwater soft robotic grippers inspired by octopuses. These innovations in 3D printing demonstrate important manufacturing advancements toward seamlessly integrating sensors into complex soft robot components via opening up new possibilities for various soft robot design and operation principles.

### 5. Soft Robot Operation Challenges

#### 5.1. Sensing and Control of Motion

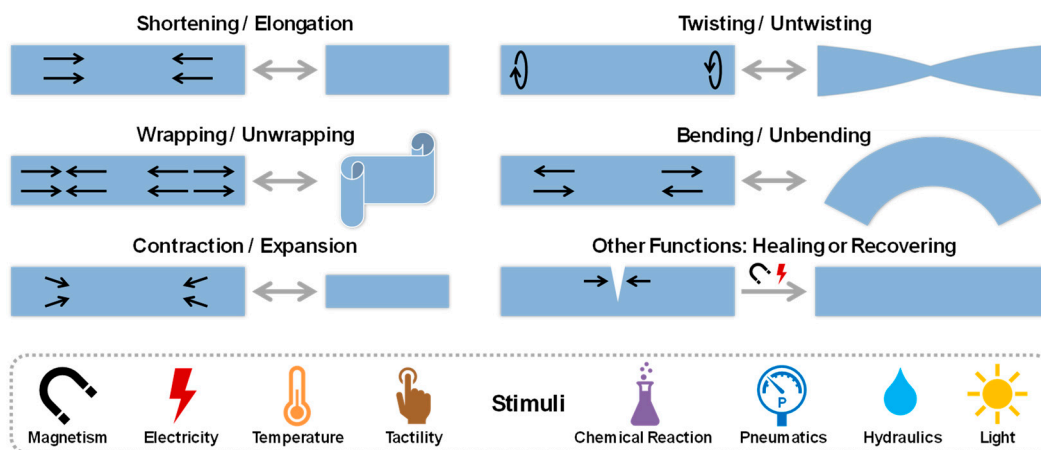
##### 5.1.1. Advancements

In the field of soft robotics, the use of deformable sensors is crucial to achieve the desired accuracy and repeatability [132]. These sensors possess important characteristics, i.e., compliance, flexibility, and seamless integration with the robot's surface, while meeting requirements for stretchability. Multifunctional sensors capable of sensing operational and environmental parameters like shape, temperature, force, and surface finish are extremely useful for soft robot operation [151]. Commonly employed deformable sensors for mounting on soft actuators include resistive strain sensors, such as liquid metal-based sensors, fabric and textile-based sensors, flex sensors, and elastic compressive foam sensors. There is research [57,114,117,129,152–163] documenting the use of capacitive sensors, such as pressure sensors, tactile sensors, strain sensors, and pneumatic pressure sensors, in soft robotics. In terms of positioning, soft robots can be guided by embedded ultrasonic range sensors for navigation [164]. The use of resistive flex and magnetic curvature sensors enabled the precise, fast achievement of certain soft actuation curvatures [165].



Recently, Xing et al. [166] proposed fibrous inductance-based soft sensors with very high repeatability and ultra-low hysteresis, which can be embedded in soft robots or can even be implanted as replacements of the air channel restriction fibers of pneumatic actuators. In addition, Yang et al. [130] designed and developed a twining plant-inspired single-channel pneumatic soft spiral gripper with an embedded high birefringent (HiBi) fiber optic sensor for monitoring the twining motion, characterizing a target object as small as 1 mm in diameter, and detecting undesired external perturbation. Fiber optic sensors possess a compact size and shape and offer several advantages compared to their electronic counterparts. These advantages include easy multiplexing, immunity to electromagnetic interference, and an ability to function reliably in chemically aggressive, explosive, and humid environments [127].

As discussed in Section IV, noticeable advancements have been made in addressing soft robot manufacturing challenges using various materials and manufacturing methods to facilitate certain soft robot design and operation principles. Soft robots that are made of multifunctional soft materials may be able to demonstrate various biomotions shown in Figure 4, such as shortening or elongation [167,168], twisting or untwisting [130,169], wrapping or unwrapping [112,170], bending or unbending [48,163,165,171], and contraction or expansion [112,168]. These soft matter biomotions can be triggered by common stimuli, such as magnetism [2,31,32,61,67,78,107–113,116,172], electricity [33–36,51,131,134,173], temperature [18,85,111,112,116,122,173], tactility [51,121,145,158–161], chemical reactions [137,174], pneumatics [6,30,76,102,140,168,174–176], hydraulics [69,132,153,177], and light [18,37–39,80,111,135,136,147]. Some polymers even exhibit healing or recovering abilities [112,117] as shown in Figure 4 with the use of magnetism and electricity.



**Figure 4.** This figure presents the illustrations of common soft actuator functions and their stimuli. Soft actuators can be triggered by their associated stimuli to perform these common functions.

However, the kinematics, dynamics, and control of soft actuators [53] still experience the challenge of mimicking natural biomotion. In this essence, the nonlinear nature of soft body dynamics makes it extremely difficult to model and control soft robots with necessary motion precision and stiffness compliance. To overcome this challenge, simplified kinematic and dynamic models are mostly used to control soft robots, which may not provide necessary motion precision and stiffness compliance. Gong et al. [178] developed untethered cable-driven soft actuators and discovered a promising performance that may lead to a repeatable motion pattern that mimics a tendon-driven biomotion pattern.

Pneumatics is widely used in soft robotics. Drotman et al. [179] evaluated 3D-printed pneumatic soft actuators with angled leg bellows and regular horizontal bellows to compare their manipulation performance. They concluded that the angled leg bellows perform significantly better than the regular horizontal bellows. Walker et al. [180] conducted a literature review study on pneumatic soft actuators. Owing to the inherent limitations of

complex and bulky air compressors and tubes, pneumatic actuators are being progressively replaced by alternative actuation methods.

In the case of soft pneumatic robots, pneumatic pressure sensing is not woven into the fabric of soft robots all the time. Therefore, sensor-less control is common for regulating the pneumatic pump motors of pneumatic soft robots. In general, the sensor-less control of a brushed direct current (DC) motor uses a method that the estimation of the motor performance without using sensor feedback. Such sensor-less control methods are classified into model-based control and non-model-based control.

Soft pneumatic actuators (SPAs) are compliant and customizable [176]. Their motion performance relies on factors, such as pneumatic chamber shapes and cross-sectional geometries under variable loading conditions. Manfredi et al. [181] designed and developed a wireless compact control unit for untethered pneumatic soft robots. Davarzani et al. [55] studied the finger kinematics of a human hand and developed a 26-degree-of-freedom pneumatic soft robotic hand with good dexterity [182]. Although SPAs offer simplicity, their weight and bulkiness may limit the mobility of untethered soft robots.

The model-based control utilizes a dynamic model of a DC motor and incorporates various types of model-based observers, such as a sliding or pseudo-sliding mode observer or an observer that is combined with proportional-integral (PI) control [183]. These model-based methods use a mathematical model of the motor to estimate the motor speed to control. On the other hand, the non-model-based control does not rely on an explicit mathematical model of the motor. Instead, it exploits the ripple components of the DC motor current for speed estimation. In this case, the measured motor current is processed through a discrete bandpass filter with a variable bandwidth to determine the motor speed. Both model-based and non-model-based control approaches offer their own unique advantages and disadvantages in the context of sensor less control for soft robots. Ongoing research aims to further explore and enhance the sensing and control capabilities of soft robots.

Accurately modeling the dynamics of soft robots for model-based control is extremely difficult and time-consuming. This is partly due to the infinite motion freedom of soft robot manipulation. Gillespie et al. [184] investigated a nonlinear dynamic model and predictive control using a neural network and achieved motion accuracy within  $2^\circ$  of the commanded joint angle. In another study, a dynamic motion control strategy for a multi-segment soft robot [185] has been developed using a piecewise constant curvature and an augmented rigid body model.

Open-loop control is generally unsuitable for soft robot manipulation due to the nonlinear dynamics, which is unpredictable. For instance, pneumatic “muscle” actuators regulated by open-loop control often face challenges in achieving motion precision [168]. Furthermore, controlling the deformation levels of a flat, thin, soft material can be challenging due to uncertainties associated with the nonrigid body dynamics. To address these challenges, closed-loop control [186] is necessary for better motion precision, robustness, stiffness compliance, and adaptability to dynamic, uncertain environments [187]. Closed-loop control can be constructed by system identification techniques, which involve creating a transfer function that emulates the actual soft actuator to study the actuator response characteristics [188]. Soft robots are well-suited for data-driven system identification techniques since they can collect data during the operation [189].

In a study by Azizkhani et al. [190], an experiment was conducted to compare standard proportional derivative (PD) feedback linearization control with adaptive passivity control. The results showed that the adaptive passivity control of soft robots offers a promising level of performance. Moreover, using equilibrium-based modeling, Dou et al. [191] developed a hybrid soft robot with the adjustable elongation that is controlled by a multi-chamber soft body with a rod-driven compliant mechanism that provides a push-pull drive.

Hydrogel actuators driven by chemical reaction networks have been explored by Fusi et al. [137] for soft robot actuation. In the pursuit of environmental protection, researchers have also developed bio-degradable electrohydraulic actuators [177]. Addition-

ally, noticeable advancements have been made in the field of chemically driven oscillating soft actuators [174].

Temperature has emerged as another handle on soft actuator control. Tang et al. [170] utilized a twisted and coiled actuator, which could be precisely controlled through temperature manipulation. Furthermore, Yoon et al. [173] developed a thermo-pneumatic untethered actuation module based on a gas-liquid phase transition that is controlled by a soft thermoelectric device. A possible drawback of thermal control can be the time delay needed for temperature manipulation that may slow down the soft robot reaction.

Nowadays, magnets are also frequently used as actuators [61]. The shape and motion of a soft actuator with strategically embedded magnets may be controlled by electromagnetic fields [111]. This gives the robot the ability to perform various actions, such as grasping things or bending in a certain manner. By instantaneously changing and synthesizing certain internal electromagnetic vectors (EVs) in each magnetic flux subdomain, self-vectoring electromagnetic soft robots (SESRs) offer additional operational dimensions [109].

A magnetically controlled microswitch (MCSM) may be well-integrated into soft actuators by using highly stretchable, electroconductive liquid metal (LM) [115]. Such an LM-based soft actuator can sense and act with the internal MCSM system that provides robust, practical feedback control [108].

Magneto-rheology (MR) and shape memory alloys (SMAs) [21] are instrumental in developing artificial muscles. Pure SMA artificial muscles demonstrate sluggish recovery speed and limited holding capacity. The incorporation of MR into SMA resulted in an artificial muscle with a remarkable 440% increase in the recovery speed by outperforming conventional SMA artificial muscles by 333% [119].

Xing et al. [33] studied a shape-memory soft actuator with reversible electric/moisture actuating and strain sensing in a compact sandwich structure, where silver nanoparticles are used to form a middle composite layer by connecting a hygroscopically deformable polyvinyl alcohol (PVA) layer with a high-performance flexible shape memory polymer (FSMP) layer. This actuator can bend and grip an object as well as perceive its presence.

The complexity of manufacturing and the integration of dissimilar materials are the major drawbacks of the aforementioned actuation methods. They can be complemented by a liquid crystal elastomer, an artificial muscle with the reconfigurable design and reprogrammable strain, which was proposed by He et al. [131] for making soft tubular actuators. These soft tubular actuators demonstrated homogeneous contractions of up to 40% as well as multidirectional bending.

Yan et al. [192] introduced a laser-patterning approach to embedding 2D functional structures directly into electroactive polypyrrole (PPy) films. This technique transforms the typical bending of PPy films into various actuation modes including squeezing, gripping, flapping, and lifting, when the PPy films are immersed in an electrolyte solution analogous to a biological body fluid. Qing and Qingchao [122] developed a temperature sensing artificial finger using an optical fiber grating. The finger prototype was then tested under various temperatures and bending conditions, which proved that it yields highly accurate and repeatable actuation performance values.

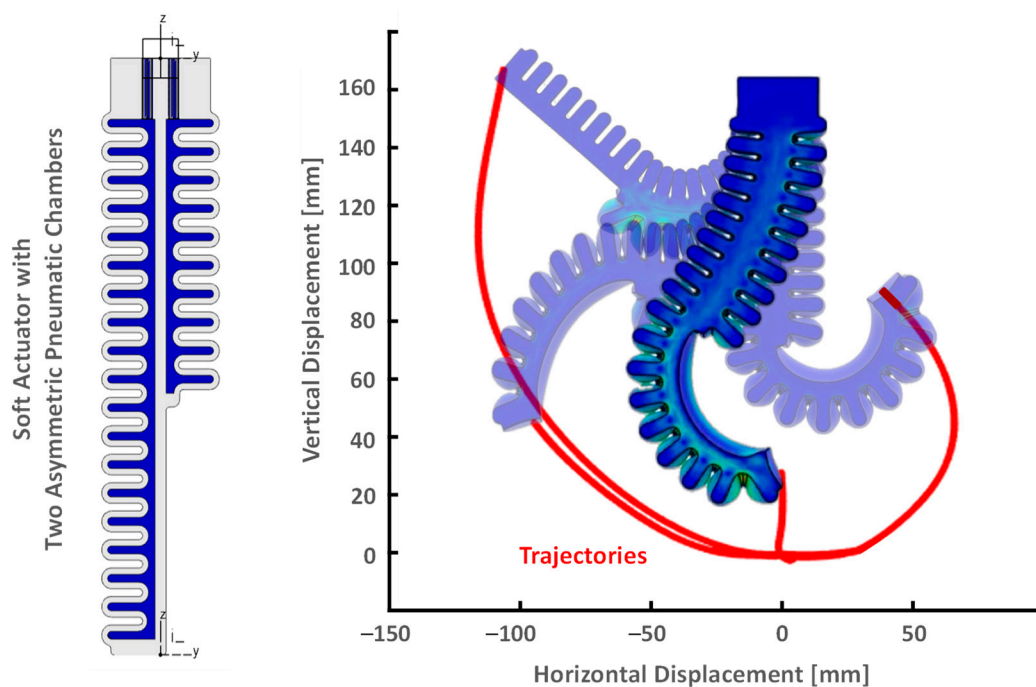
All aforementioned advancements in soft robot sensing and actuation showcase diverse methods and strategies for various needs that naturally arise in soft robotics and open doors to new fundamental research opportunities and applications in the areas of soft robot design, manufacturing, and operation.

### 5.1.2. Opportunities

The development of soft sensors remains a major challenge in the field of soft robotics. Additive manufacturing enables the integration of soft sensors into soft robots [121]. However, existing soft sensors often suffer from slow response times, short lifetimes, and hysteresis, which negatively impact the overall performance and reliability of soft robots [193]. Addressing these issues is crucial for advancing the field.

Recently, an innovative breakthrough has been achieved in the field of soft robotics, so that a soft robot can be actuated using strain energy stored in a structural member. This significant advancement relies on the behavior exhibited by elastomers when they are pre-stretched to the point of buckling [133]. In fact, the final length attained by an elastomer is remarkably greater than its pre-stretched length. This remarkable characteristic of elastomers opens up new avenues for creating untethered autonomous soft robots. Once the initial pre-strain is applied, these robots operate independently without requiring additional chemical or electrical energy sources and without relying on external stimuli for activation. Even after the applied force is removed, the growth process of the elastomer continues, leading to further elongation. This autonomous adaptability and shape-changing ability of soft robots offer significant advantages in various applications. They can dynamically respond to their environments and perform tasks without the need for continuous external control. This breakthrough enables new, highly versatile, self-sustaining soft robots with the potential to revolutionize industries, such as manufacturing, healthcare, etc.

Overall, the kinematics, dynamics, and control of soft robots still experience the challenge of mimicking natural biomotion. The nonlinear nature of soft body dynamics makes it extremely difficult to model and control soft robots with necessary motion precision and stiffness compliance. Although machine learning offers some promise [194–199], soft robot kinematics, dynamics, and control still remain subject to future research opportunities. For instance, Figure 5 presents a soft actuator with two asymmetric pneumatic chambers. Its input pressures and actuator responses exhibit nonlinear kinematics and dynamics, which cannot be easily characterized by methods used for standard rigid bodies.



**Figure 5.** This figure presents the movements of a soft actuator with two asymmetric pneumatic chambers. The soft actuator design, left, is inspired by an elephant trunk. The end trajectories of soft actuator movements are illustrated in a reference frame, right. The bending movements are planar.

## 5.2. Sensing and Control of Stiffness

### 5.2.1. Advancements

Despite facilitating safe human–robot interaction, compliant soft robots exhibit inherent low stiffness that makes them too weak to handle certain tasks that involve external forces. Therefore, soft robots often need variable stiffening mechanisms [200]. The direct modulation of stiffness proves to be an effective approach to adjusting the soft robot stiffness for different operation conditions. Numerous researchers explored stiffness sensing

and control for soft robots [134,201–204]. Accordingly, the following subsections will discuss stiffness sensing and control in terms of fluidic stiffness control, pneumatic stiffness control, magnetic stiffness control, and thermal stiffness control.

*Fluidic stiffness control:* He et al. [205] developed a tunable stiffness sensor that can be directly 3D-printed into a hydraulic soft robot with the intent to control its stiffness. Sozer et al. [206] proposed a novel fluid-driven variable-stiffness revolute joint (VSRJ) based on a hybrid soft-rigid approach to achieving adjustable compliance. The VSRJ is composed of a silicone rubber cylinder as a pressure chamber and two identical rigid links. By applying fluidic pressure, the stiffness of the VSRJ joint can be adjusted with up to 8-fold rotational stiffness enhancement from 0 to 500 KPa input pressure within a rotation angle range between  $-30^\circ$  and  $+30^\circ$ . Although fluid-driven actuators resemble biofluid-driven muscles, they may eventually leak by polluting the environment and degrading the overall performance of actuation.

*Pneumatic stiffness control:* Best et al. [207] used a linear quadratic regulator (LQR) and model predictive control (MPC) for an inflatable humanoid robot to perform object handling tasks that require stiffness. Crowley et al. [208] have successfully developed a 3D-printed soft robotic gripper with variable stiffness using an innovative positive pressure layer jamming technology.

For increased safety in interventional surgery, stiffness adaptation with concurrent tendon-driven and pneumatic actuation is suggested [54]. In order to temporarily increase the stiffness of a soft robot, Liu et al. [209] presented a tubular stiffening segment based on layer jamming. Wei et al. [59] also looked at a flexible robot that can grip objects and has variable stiffness based on a folding plate mechanism and particle jamming. Micklem et al. [210] proposed and demonstrated a method for tunable stiffness using inflatable rubber tubes to effectively stiffen a soft robot via adjusting the internal pressure of the inflatable tubes from 0 to 80 KPa.

Soft pneumatic actuators (SPAs), which are engineered with 3D-printed conductive polylactic acid (CPLA) materials or bio-inspired lattice chambers and fused deposition modeling (FDM) 3D printing, were able to modulate the soft robot stiffness and shape [175,211]. A stiffness-tunable modular bionic soft robot that can crawl and overcome obstacles consists of a series of inflatable soft modules, whereas each module consists of two parallel inflatable, tunable soft actuators [212].

For high-performance gripping tasks in industrial applications, Aydin et al. [213] demonstrated a novel variable-stiffness soft gripper with an ability to change its stiffness through the use of a proportional air-pressure regulator. Soft robots with stiffness regulated by pneumatic artificial muscles (PAMs) were demonstrated by Pardomuan et al. [214]. Yang et al. [215] also implemented PAMs in a particle robotic arm with stiffness and damping regulation.

When an internal vacuum is produced, fiber jamming modules (FJMs), which are made of axially packed fibers in an airtight container, go from being flexible to rigid. This FJM can offer flexural stiffness that is up to eight times more than that of a particle jamming module [123].

Overall, pneumatics provides enormous possibilities in soft robotics, but leakage and the compressibility of air may degrade the overall performance of pneumatic actuation.

*Magnetic stiffness control:* Gaeta et al. [107] demonstrated magnetically induced stiffening for soft robotics. Zhao and Dai [113] have successfully implemented the liquid-metal thermotropic phase transition as a method for regulating the stiffness of soft robots. They have developed a liquid metal variable-stiffness material (LMVSM) that can actively and rapidly adjust its stiffness by applying an external magnetic field or temperature modulation. The LMVSM is composed of a nickel-chromium wire layer for Joule heating, a soft heat dissipation layer for rapid cooling, and gallium-iron magnetorheological fluid (Ga-Fe MRF) layers for altering the stiffness. By utilizing a magnetic field, stiffness can be increased by a factor of 4, while the solidification of the Ga-Fe MRF can enhance the stiffness by a factor of 10 [116].



The principles of jamming combined with the use of magnetorheological fluid offer faster stiffness control and portability [107]. To generate strong magnetic fields with lower power consumption for the manipulation of magnetorheological fluid, electro-permanent magnets (EPMs) have been proposed as a potential solution [172]. EPMs can not only generate magnetic fields comparable to permanent magnets in strength but also involve electric pulse control that does not need continuous power input.

In recent developments, Wu et al. [216] demonstrated the effectiveness of magnetic-responsive composites as soft, active metamaterials for fast transforming actuation under external stimuli for tunable mechanical properties. Bartkowski et al. [217] created a compliant soft actuator with variable stiffness using an electromagnetically controlled shape morphing composite (e-morph). Electromagnetism offers various ways of sensing and controlling soft robot motion and stiffness, but such magnetic sensing and control may suffer electromagnetic interference (EMI) generated by external sources.

*Thermal stiffness control:* Ma et al. [218] designed and produced thermally controlled variable-stiffness joints using thermo-rheological fluids (TRF). They employed two phase-changing substances: low-melting point solder (alloy) and hot-melt glue. Both substances are incorporated into a joint fabricated by silicone casting and 3D printing. The findings indicate that the proposed variable-stiffness joint with TRF yields a wide range of load-deflection ratios under temperature manipulation.

The tuning of soft gripper stiffness and adhesion is enabled by thermally induced phase transition of a thermoplastic composite material implanted in a silicone pad [62]. The soft gripper works by putting the pre-heated silicone pad into contact with an object and then allowing it to cool and stiffen to produce a solid adhesive attachment for object handling.

A stiffness-tunable soft-rigid gripper [219] was made of a polylactic acid-based variable-stiffness module (VSM) and a rigid retractable mechanism to achieve hybrid soft-rigid actuation. A heating circuit was designed to divide VSM into three segments, where each segment can be activated separately for varying stiffness to enhance the dexterity of the gripper. Recently, Zhong et al. [220] proposed a discrete variable-stiffness approach to a bio-inspired bistable articulated joint that consists of a rigid joint and bistable structures. The bistable structures are triggered by thermal shape memory alloy springs.

In general, temperature manipulation provides a handle on soft robot stiffness control. However, a possible drawback of thermal control can be the time delay needed for temperature manipulation that may slow down the soft robot reaction.

### 5.2.2. Opportunities

A soft robot inarguably needs stiffness sensing and control to be able to adjust its stiffness for various mechanical tasks that require compliance as well as stiffness. Scholars have explored different ways of harnessing soft robot stiffness with the use of fluidics, pneumatics, electromagnetism, and thermal control as reviewed in Section 5.2.1. In addition, Xiao et al. [221] developed a tendon-driven concentric tube as a concentric backbone for a stiffening soft robot. Another tendon-based stiffening has been created for soft robotic gripper with a noticeable grasping force using twisted string actuators (TSAs) inspired by the anatomy of the human hand [120]. Even though the recent literature indicates noticeable achievements in the field, soft robots still need to go a long way to reach the level of their biological counterparts in terms of harnessing stiffness.

## 6. Summary

Advancements in smart manufacturing embrace the adoption of soft robots for improved productivity, flexibility, and automation as well as safety in smart factories. Hence, soft robotics is gaining a significant surge in popularity by garnering considerable attention from researchers and practitioners. Bionic soft robots, which are composed of compliant materials like silicones, offer compelling solutions to manipulating delicate objects, operating in unstructured environments, and facilitating safe human–robot interactions. In this regard, enhancing the operation performance of soft robots necessitates intricate, com-

plex structural designs, compliant multifunctional materials, and proper manufacturing solutions to unleash better soft robots that complement humans in future manufacturing.

By using bionics and digital engineering tools, researchers are able to explore uncharted design principles and new innovative engineering solutions to making better soft robot designs that have the potential to revolutionize the design process, facilitate soft robot manufacturing, and unleash better soft robots that complement humans in future manufacturing. Synthesizing compliant multifunctional materials with distinct sensing and actuation modalities remains a challenge. Combining various materials that can leverage the bionic functionalities of soft robots requires a multifaceted understanding of materials, mechanics, and manufacturability in conjunction with soft robot design principles. Additive manufacturing has emerged as a solution to complementing the limitations of traditional casting and subtractive methods by enabling the fabrication of complex geometries, the integration of in situ sensors, and the use of multiple functional materials to enhance the capabilities of soft robots.

Motion precision and stiffness compliance pose challenges in the areas of soft robot sensing and control. Soft actuators are used for bending, twisting, stretching, shrinking, and other biomotion variants driven by chemical reaction networks, thermal stimuli, pneumatics, electromagnetism, and tendon-based artificial muscles. Adjusting the stiffness of soft robots is also crucial for generating the needed force using certain materials and mechanisms that can be stiffened via fluidics, pneumatics, electromagnetism, thermal stimuli, and artificial muscles. Flexible sensors capable of enduring large deformations play a vital role in achieving these operation objectives. Recent advancements also suggest the development of soft actuators with in situ sensing mechanisms that eliminate the need for external sensors.

Although this literature survey focuses on soft robot design, manufacturing, and operation challenges, it is important to note that the precursors of these challenges are often defined by the applications of soft robots. An important aspect of soft robot applications is the integration of soft robots with existing platforms. Based on applications, a soft robot may need a certain mechanism or method for integration with existing platforms that may consist of either rigid or soft bodies. Such integration efforts need the joining or assembling of dissimilar soft or rigid materials. Soft–rigid material integration is still an open topic for future research.

**Author Contributions:** Conceptualization, E.B. and G.A.; methodology, G.A.; software, G.A.; validation, G.A. and E.B.; formal analysis, G.A. and E.B.; investigation, G.A. and E.B.; resources, E.B. and K.K.; data curation, G.A. and E.B.; writing—original draft preparation, G.A.; writing—review and editing, E.B. and K.K.; visualization, E.B. and G.A.; supervision, E.B. and K.K.; project administration, E.B. and K.K.; funding acquisition, K.K. and E.B. All authors have read and agreed to the published version of the manuscript.

**Funding:** This research received no external funding.

**Acknowledgments:** The authors would like to express gratitude to the department of Industrial Systems and Manufacturing Engineering, Wichita State University, for the administrative support.

**Conflicts of Interest:** The authors declare no conflicts of interest.

## References

1. Taesi, C.; Aggogeri, F.; Pellegrini, N. COBOT Applications—Recent Advances and Challenges. *Robotics* **2023**, *12*, 79.
2. Le Signor, T.; Dupré, N.; Didden, J.; Lomakin, E.; Close, G. Mass-Manufacturable 3D Magnetic Force Sensor for Robotic Grasping and Slip Detection. *Sensors* **2023**, *23*, 3031.
3. Flavia, M.; Lucia, D.; Antonia, L.; Luigi, P.; Marco, T.; Manuela, G. The simultaneous assessment of time and motion response during dual tasks. *Sensors* **2023**, *23*, 5309.
4. Dang, T.-V.; Bui, N.-T. Obstacle Avoidance Strategy for Mobile Robot based on Monocular Camera. *Electronics* **2023**, *12*, 1932.
5. Li, P.; Liu, X. Common sensors in industrial robots: A review. *J. Phys. Conf. Ser.* **2019**, *1267*, 012036.
6. Su, H.; Hou, X.; Zhang, X.; Qi, W.; Cai, S.; Xiong, X.; Guo, J. Pneumatic soft robots: Challenges and benefits. *Actuators* **2022**, *11*, 92.
7. Rus, D.; Tolley, M.T. Design, fabrication and control of soft robots. *Nature* **2015**, *521*, 467–475.

8. Liu, J.; Li, P.; Zuo, S. Actuation and design innovations in earthworm-inspired soft robots: A review. *Front. Bioeng. Biotechnol.* **2023**, *11*, 1088105.
9. Boldsai Khan, E. Measuring and Estimating Rotary Joint Axes of an Articulated Robot. *IEEE Trans. Instrum. Meas.* **2020**, *69*, 8279–8287. [[CrossRef](#)]
10. Ambaye, G.; Boldsai Khan, E.; Krishnan, K. Robot arm damage detection using vibration data and deep learning. *Neural Comput. Appl.* **2024**, *36*, 1727–1739.
11. Lakshmi Balasubramaniam, G.; Boldsai Khan, E.; Fukada, S.; Fujimoto, M.; Kamimuki, K. Effects of Refill Friction Stir Spot Weld Spacing and Edge Margin on Mechanical Properties of Multi-Spot-Welded Panels. *J. Manuf. Mater. Process.* **2020**, *4*, 55.
12. Lakshmi Balasubramaniam, G.; Boldsai Khan, E.; Joseph Rosario, G.F.; Ravichandran, S.P.; Fukada, S.; Fujimoto, M.; Kamimuki, K. Mechanical Properties and Failure Mechanisms of Refill Friction Stir Spot Welds. *J. Manuf. Mater. Process.* **2021**, *5*, 118.
13. Wang, Z.; Zhang, R.; Keogh, P. Real-Time Laser Tracker Compensation of Robotic Drilling and Machining. *J. Manuf. Mater. Process.* **2020**, *4*, 79.
14. Yang, Y.; Jiao, P. Nanomaterials and nanotechnology for biomedical soft robots. *Mater. Today Adv.* **2023**, *17*, 100338.
15. Garcia, L.; Kerns, G.; O'Reilly, K.; Okesano, O.; Lozano, J.; Narendran, J.; Broeking, C.; Ma, X.; Thompson, H.; Njapa Njeuha, P. The role of soft robotic micromachines in the future of medical devices and personalized medicine. *Micromachines* **2021**, *13*, 28.
16. Abad, S.-A.; Arezzo, A.; Homer-Vanniasinkam, S.; Wurdemann, H.A. Soft robotic systems for endoscopic interventions. In *Endorobotics*; Academic Press: Cambridge, MA, USA, 2022; pp. 61–93.
17. Runciman, M.; Darzi, A.; Mylonas, G.P. Soft robotics in minimally invasive surgery. *Soft Robot.* **2019**, *6*, 423–443.
18. Xue, E.; Tian, B.; Wu, Y.; Liu, Q.; Guo, P.; Zheng, K.; Liang, J.; Wu, W. Photothermal and Humidity Stimulus-Responsive Self-Sensing Soft Actuators for Smart Packaging. *ACS Appl. Polym. Mater.* **2023**, *5*, 4525–4535.
19. Navas, E.; Dworak, V.; Weltzien, C.; Fernández, R.; Shokrian Zeini, M.; Käthner, J.; Shamshiri, R. An approach to the automation of blueberry harvesting using soft robotics. In *43. GIL-Jahrestagung, Resiliente Agri-Food-Systeme*; Gesellschaft für Informatik e.V.: Bonn, Germany, 2023.
20. Wang, X.; Kang, H.; Zhou, H.; Au, W.; Wang, M.Y.; Chen, C. Development and evaluation of a robust soft robotic gripper for apple harvesting. *Comput. Electron. Agric.* **2023**, *204*, 107552.
21. Kim, M.-J.; Kim, B.-G.; Koh, J.-S.; Yi, H. Flexural biomimetic responsive building façade using a hybrid soft robot actuator and fabric membrane. *Autom. Constr.* **2023**, *145*, 104660.
22. Wan, Z.; Sun, Y.; Qin, Y.; Skorina, E.H.; Gasoto, R.; Luo, M.; Fu, J.; Onal, C.D. Design, analysis, and real-time simulation of a 3D soft robotic snake. *Soft Robot.* **2023**, *10*, 258–268.
23. Zhang, Y.; Li, P.; Quan, J.; Li, L.; Zhang, G.; Zhou, D. Progress, challenges, and prospects of soft robotics for space applications. *Adv. Intell. Syst.* **2023**, *5*, 2200071.
24. Feng, R.; Zhang, Y.; Liu, J.; Zhang, Y.; Li, J.; Baoyin, H. Soft robotic perspective and concept for planetary small body exploration. *Soft Robot.* **2022**, *9*, 889–899.
25. Even, S.; Ozkan-Aydin, Y. Locomotion and Obstacle Avoidance of a Worm-like Soft Robot. *arXiv* **2023**, arXiv:2304.04301.
26. Dinakaran, V.P.; Balasubramaniam, M.P.; Muthusamy, S.; Panchal, H. Performa of SCARA based intelligent 3 axis robotic soft gripper for enhanced material handling. *Adv. Eng. Softw.* **2023**, *176*, 103366.
27. Gu, H.; Möckli, M.; Ehmke, C.; Kim, M.; Wieland, M.; Moser, S.; Bechinger, C.; Boehler, Q.; Nelson, B.J. Self-folding soft-robotic chains with reconfigurable shapes and functionalities. *Nat. Commun.* **2023**, *14*, 1263.
28. Joshi, S.; Paik, J. Pneumatic supply system parameter optimization for soft actuators. *Soft Robot.* **2021**, *8*, 152–163.
29. Na, H.; Kang, Y.-W.; Park, C.S.; Jung, S.; Kim, H.-Y.; Sun, J.-Y. Hydrogel-based strong and fast actuators by electroosmotic turgor pressure. *Science* **2022**, *376*, 301–307.
30. Xavier, M.S.; Tawak, C.D.; Zolfagharian, A.; Pinski, J.; Howard, D.; Young, T.; Lai, J.; Harrison, S.M.; Yong, Y.K.; Bodaghi, M. Soft pneumatic actuators: A review of design, fabrication, modeling, sensing, control and applications. *IEEE Access* **2022**, *10*, 59442–59485.
31. Tang, D.; Zhang, C.; Sun, H.; Dai, H.; Xie, J.; Fu, J.; Zhao, P. Origami-inspired magnetic-driven soft actuators with programmable designs and multiple applications. *Nano Energy* **2021**, *89*, 106424.
32. Nandan, S.; Sharma, D.; Sharma, A.K. Viscoelastic effects on the nonlinear oscillations of hard-magnetic soft actuators. *J. Appl. Mech.* **2023**, *90*, 061001.
33. Xing, S.-T.; Wang, P.-P.; Liu, S.-Q.; Xu, Y.-H.; Zheng, R.-M.; Deng, Z.-F.; Peng, Z.-F.; Li, J.-Z.; Wu, Y.-Y.; Liu, L. A shape-memory soft actuator integrated with reversible electric/moisture actuating and strain sensing. *Compos. Sci. Technol.* **2020**, *193*, 108133.
34. Chin, L.; Yuen, M.C.; Lipton, J.; Trueba, L.H.; Kramer-Bottiglio, R.; Rus, D. A simple electric soft robotic gripper with high-deformation haptic feedback. In *Proceedings of the 2019 International Conference on Robotics and Automation (ICRA)*, Montreal, QC, Canada, 20–24 May 2019.
35. Bernat, J.; Gajewski, P.; Kołota, J.; Marcinkowska, A. Review of Soft Actuators Controlled with Electrical Stimuli: IPMC, DEAP, and MRE. *Appl. Sci.* **2023**, *13*, 1651.
36. Das, T.K.; Shirinzadeh, B.; Al-Jodah, A.; Ghafarian, M.; Pinski, J. A novel compliant piezoelectric actuated symmetric microgripper for the parasitic motion compensation. *Mech. Mach. Theory* **2021**, *155*, 104069.
37. Jiang, Z.C.; Xiao, Y.Y.; Zhao, Y. Shining light on liquid crystal polymer networks: Preparing, reconfiguring, and driving soft actuators. *Adv. Opt. Mater.* **2019**, *7*, 1900262.

38. Pang, X.; Lv, J.a.; Zhu, C.; Qin, L.; Yu, Y. Photodeformable azobenzene-containing liquid crystal polymers and soft actuators. *Adv. Mater.* **2019**, *31*, 1904224.
39. Da Cunha, M.P.; Debije, M.G.; Schenning, A.P. Bioinspired light-driven soft robots based on liquid crystal polymers. *Chem. Soc. Rev.* **2020**, *49*, 6568–6578.
40. Liu, Y.Q.; Chen, Z.D.; Han, D.D.; Mao, J.W.; Ma, J.N.; Zhang, Y.L.; Sun, H.B. Bioinspired soft robots based on the moisture-responsive graphene oxide. *Adv. Sci.* **2021**, *8*, 2002464.
41. Wang, Y.; Miao, M. Helical shape linen artificial muscles responsive to water. *Smart Mater. Struct.* **2021**, *30*, 075031.
42. Wu, J.; Yang, M.; Sheng, N.; Peng, Y.; Sun, F.; Han, C. Moisture-Sensitive Response and High-Reliable Cycle Recovery Effectiveness of Yarn-Based Actuators with Tether-Free, Multi-Hierarchical Hybrid Construction. *ACS Appl. Mater. Interfaces* **2022**, *14*, 53274–53284.
43. Zhou, H.; Cao, S.; Zhang, S.; Li, F.; Ma, N. Design of a fuel explosion-based chameleon-like soft robot aided by the comprehensive dynamic model. *Cyborg Bionic Syst.* **2023**, *4*, 0010.
44. Yang, Y.; He, Z.; Lin, G.; Wang, H.; Jiao, P. Large deformation mechanics of the thrust performances generated by combustion-enabled soft actuators. *Int. J. Mech. Sci.* **2022**, *229*, 107513.
45. Yang, Y.; Hou, B.; Chen, J.; Wang, H.; Jiao, P.; He, Z. High-speed soft actuators based on combustion-enabled transient driving method (TDM). *Extrem. Mech. Lett.* **2020**, *37*, 100731.
46. Son, H.; Park, Y.; Na, Y.; Yoon, C. 4D multiscale origami soft robots: A review. *Polymers* **2022**, *14*, 4235.
47. Liu, K.; Chen, W.; Yang, W.; Jiao, Z.; Yu, Y. Review of the research progress in soft robots. *Appl. Sci.* **2022**, *13*, 120.
48. Chen, Y.; Xia, Z.; Zhao, Q. Optimal design of soft pneumatic bending actuators subjected to design-dependent pressure loads. *IEEE/ASME Trans. Mechatron.* **2019**, *24*, 2873–2884.
49. Tawk, C.; Alici, G. Finite element modeling in the design process of 3D printed pneumatic soft actuators and sensors. *Robotics* **2020**, *9*, 52.
50. Ćurković, P.; Jambrečić, A. Improving structural design of soft actuators using finite element method analysis. *Interdiscip. Descr. Complex Syst. INDECS* **2020**, *18*, 490–500.
51. Xu, J.; Xie, Z.; Yue, H.; Lu, Y.; Yang, F. A triboelectric multifunctional sensor based on the controlled buckling structure for motion monitoring and bionic tactile of soft robots. *Nano Energy* **2022**, *104*, 107845.
52. Eroğlu, M.; Şam Parmak, E.D. A simple manufacturing process of the miniaturised octopus-inspired underwater soft robotic grippers. *J. Adhes. Sci. Technol.* **2023**, *37*, 1163–1176.
53. Polygerinos, P.; Correll, N.; Morin, S.A.; Mosadegh, B.; Onal, C.D.; Petersen, K.; Cianchetti, M.; Tolley, M.T.; Shepherd, R.F. Soft robotics: Review of fluid-driven intrinsically soft devices; manufacturing, sensing, control, and applications in human-robot interaction. *Adv. Eng. Mater.* **2017**, *19*, 1700016.
54. Roshanfar, M.; Sayadi, A.; Dargahi, J.; Hooshir, A. Stiffness adaptation of a hybrid soft surgical robot for improved safety in interventional surgery. In Proceedings of the 2022 44th Annual International Conference of the IEEE Engineering in Medicine & Biology Society (EMBC), Sydney, Australia, 11–15 July 2022.
55. Davarzani, S.; Ahmadi-Pajouh, M.A.; Ghafarirad, H. Design of sensing system for experimental modeling of soft actuator applied for finger rehabilitation. *Robotica* **2022**, *40*, 2091–2111.
56. Zhou, H.; Tawk, C.; Alici, G. A 3D printed soft robotic hand with embedded soft sensors for direct transition between hand gestures and improved grasping quality and diversity. *IEEE Trans. Neural Syst. Rehabil. Eng.* **2022**, *30*, 550–558.
57. Low, J.H.; Goh, J.; Cheng, N.; Khin, P.; Han, Q.; Yeow, C.-H. A bidirectional 3D-printed soft pneumatic actuator and graphite-based flex sensor for versatile grasping. In Proceedings of the 2020 IEEE International Conference on Robotics and Automation (ICRA), Paris, France, 31 May–31 August 2020.
58. Meder, F.; Babu, S.P.M.; Mazzolai, B. A plant tendril-like soft robot that grasps and anchors by exploiting its material arrangement. *IEEE Robot. Autom. Lett.* **2022**, *7*, 5191–5197.
59. Wei, H.; Shan, Y.; Zhao, Y.; Qi, L.; Zhao, X. A soft robot with variable stiffness multidirectional grasping based on a folded plate mechanism and particle jamming. *IEEE Trans. Robot.* **2022**, *38*, 3821–3831.
60. Zhou, J.; Chen, S.; Wang, Z. A soft-robotic gripper with enhanced object adaptation and grasping reliability. *IEEE Robot. Autom. Lett.* **2017**, *2*, 2287–2293.
61. Wang, H.; Zhu, Z.; Jin, H.; Wei, R.; Bi, L.; Zhang, W. Magnetic soft robots: Design, actuation, and function. *J. Alloys Compd.* **2022**, *922*, 166219.
62. Coulson, R.; Stabile, C.J.; Turner, K.T.; Majidi, C. Versatile soft robot gripper enabled by stiffness and adhesion tuning via thermoplastic composite. *Soft Robot.* **2022**, *9*, 189–200.
63. Singh, K.; Gupta, S. Controlled actuation, adhesion, and stiffness in soft robots: A review. *J. Intell. Robot. Syst.* **2022**, *106*, 59.
64. Whitesides, G.M. Soft robotics. *Angew. Chem. Int. Ed.* **2018**, *57*, 4258–4273.
65. Zhao, Y.; Hua, M.; Yan, Y.; Wu, S.; Alsaid, Y.; He, X. Stimuli-responsive polymers for soft robotics. *Annu. Rev. Control Robot. Auton. Syst.* **2022**, *5*, 515–545.
66. Zhan, S.; Guo, A.X.; Cao, S.C.; Liu, N. 3D printing soft matters and applications: A review. *Int. J. Mol. Sci.* **2022**, *23*, 3790.
67. Farhan, M.; Hartstein, D.S.; Pieper, Y.; Behl, M.; Lendlein, A.; Neffe, A.T. Bio-Inspired Magnetically Controlled Reversibly Actuating Multimaterial Fibers. *Polymers* **2023**, *15*, 2233.
68. Hu, F.; Kou, Z.; Sefene, E.M.; Mikolajczyk, T. An Origami Flexiball-Inspired Soft Robotic Jellyfish. *J. Mar. Sci. Eng.* **2023**, *11*, 714.

69. Smith, G.L.; Tyler, J.B.; Lazarus, N.; Tsang, H.; Viornery, L.; Shultz, J.; Bergbreiter, S. Spider-Inspired, Fully 3D-Printed Micro-Hydraulics for Tiny, Soft Robotics. *Adv. Funct. Mater.* **2023**, *33*, 2207435.
70. López-González, A.; Tejada, J.C.; López-Romero, J. Review and Proposal for a Classification System of Soft Robots Inspired by Animal Morphology. *Biomimetics* **2023**, *8*, 192.
71. Zhang, W.; Li, R.; Yang, Q.; Fu, Y.; Kong, X. Impact Resistance of a Fiber Metal Laminate Skin Bio-Inspired Composite Sandwich Panel with a Rubber and Foam Dual Core. *Materials* **2023**, *16*, 453.
72. Nepal, D.; Kang, S.; Adstedt, K.M.; Kanhaiya, K.; Bockstaller, M.R.; Brinson, L.C.; Buehler, M.J.; Coveney, P.V.; Dayal, K.; El-Awady, J.A. Hierarchically structured bioinspired nanocomposites. *Nat. Mater.* **2023**, *22*, 18–35.
73. Poudel, S.; Arafat, M.Y.; Moh, S. Bio-Inspired Optimization-Based Path Planning Algorithms in Unmanned Aerial Vehicles: A Survey. *Sensors* **2023**, *23*, 3051.
74. Husnain, G.; Anwar, S.; Sikander, G.; Ali, A.; Lim, S. A bio-inspired cluster optimization schema for efficient routing in vehicular ad hoc networks (VANETs). *Energies* **2023**, *16*, 1456.
75. Sherif, A.; Hacı, H. A Novel Bio-Inspired Energy Optimization for Two-Tier Wireless Communication Networks: A Grasshopper Optimization Algorithm (GOA)-Based Approach. *Electronics* **2023**, *12*, 1216.
76. Du, T.; Sun, L.; Wan, J. A Worm-like Crawling Soft Robot with Pneumatic Actuators Based on Selective Laser Sintering of TPU Powder. *Biomimetics* **2022**, *7*, 205.
77. Li, G.; Qiu, W.; Wen, H.; Wang, M.; Liu, F. Development of an Earthworm-Based Intestinal Soft Robot Equipped with a Gripper. *Machines* **2022**, *10*, 1057.
78. Wang, C.; Puranam, V.R.; Misra, S.; Venkiteswaran, V.K. A snake-inspired multi-segmented magnetic soft robot towards medical applications. *IEEE Robot. Autom. Lett.* **2022**, *7*, 5795–5802.
79. Lee, S.; Her, I.; Jung, W.; Hwang, Y. Snakeskin-Inspired 3D Printable Soft Robot Composed of Multi-Modular Vacuum-Powered Actuators. *Actuators* **2023**, *12*, 62.
80. Rogóż, M.; Dradrach, K.; Xuan, C.; Wasylczyk, P. A millimeter-scale snail robot based on A light-powered liquid crystal elastomer continuous actuator. *Macromol. Rapid Commun.* **2019**, *40*, 1900279.
81. Takeyama, J.; Ichikawa, A.; Hasegawa, A.; Kim, E.; Fukuda, T. A soft robot mimicking snail's foot. In Proceedings of the 2018 International Symposium on Micro-NanoMechatronics and Human Science (MHS), Nagoya, Japan, 1–5 December 2018.
82. Huang, H.; Feng, Y.; Yang, X.; Yang, L.; Shen, Y. An Insect-Inspired Terrains-Adaptive Soft Millirobot with Multimodal Locomotion and Transportation Capability. *Micromachines* **2022**, *13*, 1578.
83. Wu, Y.; Yim, J.K.; Liang, J.; Shao, Z.; Qi, M.; Zhong, J.; Luo, Z.; Yan, X.; Zhang, M.; Wang, X. Insect-scale fast moving and ultrarobust soft robot. *Sci. Robot.* **2019**, *4*, eaax1594.
84. Rozen-Levy, S.; Messner, W.; Trimmer, B.A. The design and development of branch bot: A branch-crawling, caterpillar-inspired, soft robot. *Int. J. Robot. Res.* **2021**, *40*, 24–36.
85. Wu, S.; Hong, Y.; Zhao, Y.; Yin, J.; Zhu, Y. Caterpillar-inspired soft crawling robot with distributed programmable thermal actuation. *Sci. Adv.* **2023**, *9*, eadf8014.
86. Calderón, A.A.; Ugalde, J.C.; Zagal, J.C.; Pérez-Arancibia, N.O. Design, fabrication and control of a multi-material-multi-actuator soft robot inspired by burrowing worms. In Proceedings of the 2016 IEEE International Conference on Robotics and Biomimetics (ROBIO), Qingdao, China, 3–7 December 2016.
87. Das, R.; Babu, S.P.M.; Visentin, F.; Palagi, S.; Mazzolai, B. An earthworm-like modular soft robot for locomotion in multi-terrain environments. *Sci. Rep.* **2023**, *13*, 1571.
88. Zhu, R.; Fan, D.; Wu, W.; He, C.; Xu, G.; Dai, J.S.; Wang, H. Soft Robots for Cluttered Environments Based on Origami Anisotropic Stiffness Structure (OASS) Inspired by Desert Iguana. *Adv. Intell. Syst.* **2023**, *5*, 2200301.
89. He, Z.; Yang, Y.; Jiao, P.; Wang, H.; Lin, G.; Pähltz, T. Copebot: Underwater soft robot with copepod-like locomotion. *Soft Robot.* **2023**, *10*, 314–325.
90. Zhang, Y.; Zhang, W.; Yang, J.; Pu, W. Bioinspired soft robotic fingers with sequential motion based on tendon-driven mechanisms. *Soft Robot.* **2022**, *9*, 531–541.
91. Chen, Y.; Zhang, Y.; Li, H.; Shen, J.; Zhang, F.; He, J.; Lin, J.; Wang, B.; Niu, S.; Han, Z. Bioinspired hydrogel actuator for soft robotics: Opportunity and challenges. *Nano Today* **2023**, *49*, 101764.
92. Speck, T.; Cheng, T.; Klimm, F.; Menges, A.; Poppinga, S.; Speck, O.; Tahouni, Y.; Tauber, F.; Thielen, M. Plants as inspiration for material-based sensing and actuation in soft robots and machines. *MRS Bull.* **2023**, *48*, 730–745.
93. Shan, Y.; Zhao, Y.; Pei, C.; Yu, H.; Liu, P. A novel design of a passive variable stiffness soft robotic gripper. *Bioinspir. Biomim.* **2022**, *17*, 066014.
94. Müller, A.; Aydemir, M.; Glodde, A.; Dietrich, F. Design approach for heavy-duty soft-robotic-gripper. *Procedia CIRP* **2020**, *91*, 301–305.
95. Katzschnmann, R.K.; Thieffry, M.; Goury, O.; Kruszewski, A.; Guerra, T.-M.; Duriez, C.; Rus, D. Dynamically closed-loop controlled soft robotic arm using a reduced order finite element model with state observer. In Proceedings of the 2019 2nd IEEE International Conference on Soft Robotics (RoboSoft), Seoul, Republic of Korea, 14–18 April 2019.
96. Nguyen, P.H.; Zhang, W. Design and computational modeling of fabric soft pneumatic actuators for wearable assistive devices. *Sci. Rep.* **2020**, *10*, 9638.



97. Ferrentino, P.; Roels, E.; Brancart, J.; Terryn, S.; Van Assche, G.; Vanderborght, B. Finite Element Analysis-Based Soft Robotic Modeling: Simulating a Soft Actuator in SOFA. *IEEE Robot. Autom. Mag.* **2023**, *2*–12. [\[CrossRef\]](#)
98. Naughton, N.; Sun, J.; Tekinalp, A.; Parthasarathy, T.; Chowdhary, G.; Gazzola, M. Elastica: A compliant mechanics environment for soft robotic control. *IEEE Robot. Autom. Lett.* **2021**, *6*, 3389–3396.
99. Spielberg, A.; Du, T.; Hu, Y.; Rus, D.; Matusik, W. Advanced soft robot modeling in ChainQueen. *Robotica* **2023**, *41*, 74–104.
100. Sung, C.; MacCurdy, R.; Coros, S.; Yim, M. Computational Robot Design and Customization. *Robotica* **2023**, *41*, 1–2.
101. Hu, Y.; Liu, J.; Spielberg, A.; Tenenbaum, J.B.; Freeman, W.T.; Wu, J.; Rus, D.; Matusik, W. Chainqueen: A real-time differentiable physical simulator for soft robotics. In Proceedings of the 2019 International Conference on Robotics and Automation (ICRA), Montreal, QC, Canada, 20–24 May 2019.
102. Ferrentino, P.; López-Díaz, A.; Terryn, S.; Legrand, J.; Brancart, J.; Van Assche, G.; Vázquez, E.; Vázquez, A.; Vanderborght, B. Quasi-static FEA model for a multi-material soft pneumatic actuator in SOFA. *IEEE Robot. Autom. Lett.* **2022**, *7*, 7391–7398.
103. Duanmu, Z.; Stommel, M.; Cheng, L.K.; Xu, W. Simulation of solid meal digestion in a soft gastric robot using SOFA. In Proceedings of the 2021 27th International Conference on Mechatronics and Machine Vision in Practice (M2VIP), Shanghai, China, 26–28 November 2021.
104. Tonkens, S.; Lorenzetti, J.; Pavone, M. Soft robot optimal control via reduced order finite element models. In Proceedings of the 2021 IEEE International Conference on Robotics and Automation (ICRA), Xian, China, 30 May–5 June 2021.
105. Sun, Y.; Zong, C.; Pancheri, F.; Chen, T.; Lueth, T.C. Design of topology optimized compliant legs for bio-inspired quadruped robots. *Sci. Rep.* **2023**, *13*, 4875.
106. Pinskiar, J.; Howard, D. From bioinspiration to computer generation: Developments in autonomous soft robot design. *Adv. Intell. Syst.* **2022**, *4*, 2100086.
107. Gaeta, L.T.; McDonald, K.J.; Kinnicutt, L.; Le, M.; Wilkinson-Flicker, S.; Jiang, Y.; Atakuru, T.; Samur, E.; Ranzani, T. Magnetically induced stiffening for soft robotics. *Soft Matter* **2023**, *19*, 2623–2636.
108. Jiang, Q.; Hu, Z.; Xie, Y.; Wu, K.; Zhang, S.; Wu, Z. Liquid-Metal-Based Magnetic Controllable Soft Microswitch with Rapid and Reliable Response for Intelligent Soft Systems. *Micromachines* **2022**, *13*, 2255.
109. Li, W.; Chen, H.; Yi, Z.; Fang, F.; Guo, X.; Wu, Z.; Gao, Q.; Shao, L.; Xu, J.; Meng, G. Self-vectoring electromagnetic soft robots with high operational dimensionality. *Nat. Commun.* **2023**, *14*, 182.
110. Li, Z.; Diller, E. Multi-material Fabrication for Magnetically Driven Miniature Soft Robots Using Stereolithography. In Proceedings of the 2022 International Conference on Manipulation, Automation and Robotics at Small Scales (MARSS), Toronto, ON, USA, 25–29 July 2022.
111. Liu, J.A.-C.; Gillen, J.H.; Mishra, S.R.; Evans, B.A.; Tracy, J.B. Photothermally and magnetically controlled reconfiguration of polymer composites for soft robotics. *Sci. Adv.* **2019**, *5*, eaaw2897.
112. Wu, Y.; Zhang, S.; Yang, Y.; Li, Z.; Wei, Y.; Ji, Y. Locally controllable magnetic soft actuators with reprogrammable contraction-derived motions. *Sci. Adv.* **2022**, *8*, eabo6021. [\[CrossRef\]](#)
113. Zhao, R.; Dai, H.; Yao, H. Liquid-metal magnetic soft robot with reprogrammable magnetization and stiffness. *IEEE Robot. Autom. Lett.* **2022**, *7*, 4535–4541.
114. Ren, Y.; Sun, X.; Liu, J. Advances in liquid metal-enabled flexible and wearable sensors. *Micromachines* **2020**, *11*, 200.
115. Wang, X.; Guo, R.; Liu, J. Liquid metal based soft robotics: Materials, designs, and applications. *Adv. Mater. Technol.* **2019**, *4*, 1800549.
116. Zhang, M.; Chen, X.; Sun, Y.; Gan, M.; Liu, M.; Tang, S.-Y.; Zhang, S.; Li, X.; Li, W.; Sun, L. A magnetically and thermally controlled liquid metal variable stiffness material. *Adv. Eng. Mater.* **2023**, *25*, 2201296.
117. Zhang, Z.; Tang, L.; Chen, C.; Yu, H.; Bai, H.; Wang, L.; Qin, M.; Feng, Y.; Feng, W. Liquid metal-created macroporous composite hydrogels with self-healing ability and multiple sensations as artificial flexible sensors. *J. Mater. Chem. A* **2021**, *9*, 875–883.
118. Mersch, J.; Bruns, M.; Nocke, A.; Cherif, C.; Gerlach, G. High-Displacement, Fiber-Reinforced Shape Memory Alloy Soft Actuator with Integrated Sensors and Its Equivalent Network Model. *Adv. Intell. Syst.* **2021**, *3*, 2000221. [\[CrossRef\]](#)
119. Yang, J.; Sun, S.; Yang, X.; Ma, Y.; Yun, G.; Chang, R.; Tang, S.-Y.; Nakano, M.; Li, Z.; Du, H. Equipping new sma artificial muscles with controllable mrf exoskeletons for robotic manipulators and grippers. *IEEE/ASME Trans. Mechatron.* **2022**, *27*, 4585–4596.
120. Konda, R.; Bombara, D.; Swanbeck, S.; Zhang, J. Anthropomorphic twisted string-actuated soft robotic gripper with tendon-based stiffening. *IEEE Trans. Robot.* **2022**, *39*, 1178–1195.
121. Hardman, D.; George Thuruthel, T.; Georgopoulou, A.; Clemens, F.; Iida, F. 3d printable soft sensory fiber networks for robust and complex tactile sensing. *Micromachines* **2022**, *13*, 1540.
122. He, Q.; Zhang, Q. A flexible temperature sensing finger using optical fiber grating for soft robot application. *Optoelectron. Lett.* **2021**, *17*, 400–406.
123. Jadhav, S.; Majit, M.R.A.; Shih, B.; Schulze, J.P.; Tolley, M.T. Variable stiffness devices using fiber jamming for application in soft robotics and wearable haptics. *Soft Robot.* **2022**, *9*, 173–186.
124. Leber, A.; Dong, C.; Laperrousaz, S.; Banerjee, H.; Abdelaziz, M.E.; Bartolomei, N.; Schyrr, B.; Temelkuran, B.; Sorin, F. Highly Integrated Multi-Material Fibers for Soft Robotics. *Adv. Sci.* **2023**, *10*, 2204016.
125. Mathai, A.R.P.; Stalin, T.; Valvivia y Alvarado, P. Flexible fiber inductive coils for soft robots and wearable devices. *IEEE Robot. Autom. Lett.* **2022**, *7*, 5711–5718.

126. Stalin, T.; Jain, S.; Thanigaivel, N.K.; Teoh, J.; Raj, P.A.; Alvarado, P.V.Y. Automated fiber embedding for soft mechatronic components. *IEEE Robot. Autom. Lett.* **2021**, *6*, 4071–4078.
127. Wachtarczyk, K.; Gašior, P.; Kaleta, J.; Anuszkiewicz, A.; Bender, M.; Schledjewski, R.; Mergo, P.; Osuch, T. In-Plane strain measurement in composite structures with fiber Bragg grating written in side-hole elliptical core optical fiber. *Materials* **2021**, *15*, 77.
128. Wei, Q.; Xu, H.; Sun, F.; Chang, F.; Chen, S.; Zhang, X. Biomimetic fiber reinforced dual-mode actuator for soft robots. *Sens. Actuators A Phys.* **2022**, *344*, 113761.
129. Xiong, J.; Chen, J.; Lee, P.S. Functional fibers and fabrics for soft robotics, wearables, and human–robot interface. *Adv. Mater.* **2021**, *33*, 2002640.
130. Yang, M.; Cooper, L.P.; Liu, N.; Wang, X.; Fok, M.P. Twining plant inspired pneumatic soft robotic spiral gripper with a fiber optic twisting sensor. *Opt. Express* **2020**, *28*, 35158–35167.
131. He, Q.; Wang, Z.; Wang, Y.; Minori, A.; Tolley, M.T.; Cai, S. Electrically controlled liquid crystal elastomer-based soft tubular actuator with multimodal actuation. *Sci. Adv.* **2019**, *5*, eaax5746.
132. Li, S.; Zhao, H.; Shepherd, R.F. Flexible and stretchable sensors for fluidic elastomer actuated soft robots. *MRS Bull.* **2017**, *42*, 138–142.
133. Liang, H.; Wu, Y.; Zhang, Y.; Chen, E.; Wei, Y.; Ji, Y. Elastomers grow into actuators. *Adv. Mater.* **2023**, *35*, 2209853.
134. Shintake, J.; Schubert, B.; Rosset, S.; Shea, H.; Floreano, D. Variable stiffness actuator for soft robotics using dielectric elastomer and low-melting-point alloy. In Proceedings of the 2015 IEEE/RSJ International Conference on Intelligent Robots and Systems (IROS), Hamburg, Germany, 28 September–2 October 2015.
135. Zhao, T.; Yu, R.; Li, S.; Li, X.; Zhang, Y.; Yang, X.; Zhao, X.; Wang, C.; Liu, Z.; Dou, R. Superstretchable and processable silicone elastomers by digital light processing 3D printing. *ACS Appl. Mater. Interfaces* **2019**, *11*, 14391–14398.
136. Wu, J.; Guo, J.; Linghu, C.; Lu, Y.; Song, J.; Xie, T.; Zhao, Q. Rapid digital light 3D printing enabled by a soft and deformable hydrogel separation interface. *Nat. Commun.* **2021**, *12*, 6070.
137. Fusi, G.; Del Giudice, D.; Skarsetz, O.; Di Stefano, S.; Walther, A. Autonomous soft Robots empowered by chemical reaction networks. *Adv. Mater.* **2023**, *35*, 2209870.
138. Walker, J.; Zidek, T.; Harbel, C.; Yoon, S.; Strickland, F.S.; Kumar, S.; Shin, M. Soft robotics: A review of recent developments of pneumatic soft actuators. *Actuators* **2020**, *9*, 3.
139. Li, H.; Yao, J.; Zhou, P.; Chen, X.; Xu, Y.; Zhao, Y. High-force soft pneumatic actuators based on novel casting method for robotic applications. *Sens. Actuators A Phys.* **2020**, *306*, 111957.
140. Wan, J.; Sun, L.; Du, T. A Bionic pipe-crawling soft robot based on the pneumatic silicone actuator. *J. Phys. Conf. Ser.* **2022**, *2355*, 012003.
141. Du Pasquier, C.; Chen, T.; Tibbits, S.; Shea, K. Design and computational modeling of a 3D printed pneumatic toolkit for soft robotics. *Soft Robot.* **2019**, *6*, 657–663.
142. Cheng, T.; Thielen, M.; Poppinga, S.; Tahouni, Y.; Wood, D.; Steinberg, T.; Menges, A.; Speck, T. Bio-Inspired Motion Mechanisms: Computational Design and Material Programming of Self-Adjusting 4D-Printed Wearable Systems. *Adv. Sci.* **2021**, *8*, 2100411. [[CrossRef](#)]
143. Yap, Y.L.; Sing, S.L.; Yeong, W.Y. A review of 3D printing processes and materials for soft robotics. *Rapid Prototyp. J.* **2020**, *26*, 1345–1361.
144. Sachyani Keneth, E.; Kamyshny, A.; Totaro, M.; Beccai, L.; Magdassi, S. 3D printing materials for soft robotics. *Adv. Mater.* **2021**, *33*, 2003387.
145. Shorthose, O.; Albin, A.; He, L.; Maiolino, P. Design of a 3D-printed soft robotic hand with integrated distributed tactile sensing. *IEEE Robot. Autom. Lett.* **2022**, *7*, 3945–3952.
146. Zolfagharian, A.; Lakhi, M.; Ranjbar, S.; Tadesse, Y.; Bodaghi, M. 3D printing non-assembly compliant joints for soft robotics. *Results Eng.* **2022**, *15*, 100558.
147. Ge, Q.; Jian, B.; Li, H. Shaping soft materials via digital light processing-based 3D printing: A review. *Forces Mech.* **2022**, *6*, 100074.
148. Patterson, Z.J.; Patel, D.K.; Bergbreiter, S.; Yao, L.; Majidi, C. A Method for 3D Printing and Rapid Prototyping of Fieldable Untethered Soft Robots. *Soft Robot.* **2023**, *10*, 292–300.
149. Conrad, S.; Speck, T.; Tauber, F. Multi-material 3D-printer for rapid prototyping of bio-inspired soft robotic elements. In Proceedings of the Conference on Biomimetic and Biohybrid Systems, Freiburg, Germany, 28–30 July 2020.
150. Conrad, S.; Speck, T.; Tauber, F.J. Tool changing 3D printer for rapid prototyping of advanced soft robotic elements. *Bioinspir. Biomim.* **2021**, *16*, 055010.
151. Kar, D.; George, B.; Sridharan, K. A review on flexible sensors for soft robotics. In *Systems for Printed Flexible Sensors: Design and Implementation*; IOP Publishing Ltd.: Bristol, UK, 2022; pp. 1–1–1–15.
152. Kim, J.; Chou, E.F.; Le, J.; Wong, S.; Chu, M.; Khine, M. Soft wearable pressure sensors for beat-to-beat blood pressure monitoring. *Adv. Healthc. Mater.* **2019**, *8*, 1900109.
153. Soter, G.; Garrad, M.; Conn, A.T.; Hauser, H.; Rossiter, J. Skinflow: A soft robotic skin based on fluidic transmission. In Proceedings of the 2019 2nd IEEE International Conference on Soft Robotics (RoboSoft), Seoul, Republic of Korea, 14–18 April 2019.
154. Tan, Y.; Ivanov, K.; Mei, Z.; Li, H.; Li, H.; Lubich, L.; Wang, C.; Wang, L. A soft wearable and fully-textile piezoresistive sensor for plantar pressure capturing. *Micromachines* **2021**, *12*, 110.

155. Bhat, A.; Ambrose, J.W.; Yeow, R.C.-H. Ultralow-Latency Textile Sensors for Wearable Interfaces with a Human-in-Loop Sensing Approach. *Soft Robot.* **2023**, *10*, 431–442.
156. Tang, Z.; Jia, S.; Zhou, C.; Li, B. 3D printing of highly sensitive and large-measurement-range flexible pressure sensors with a positive piezoresistive effect. *ACS Appl. Mater. Interfaces* **2020**, *12*, 28669–28680.
157. Lo, L.W.; Shi, H.; Wan, H.; Xu, Z.; Tan, X.; Wang, C. Inkjet-printed soft resistive pressure sensor patch for wearable electronics applications. *Adv. Mater. Technol.* **2020**, *5*, 1900717.
158. Ntagios, M.; Nassar, H.; Pullanchiyodan, A.; Navaraj, W.T.; Dahiya, R. Robotic hands with intrinsic tactile sensing via 3D printed soft pressure sensors. *Adv. Intell. Syst.* **2020**, *2*, 1900080.
159. Roberts, P.; Zadan, M.; Majidi, C. Soft tactile sensing skins for robotics. *Curr. Robot. Rep.* **2021**, *2*, 343–354.
160. Tang, Y.; Dai, B.; Su, B.; Shi, Y. Recent advances of 4D printing technologies toward soft tactile sensors. *Front. Mater.* **2021**, *8*, 658046.
161. Pang, Y.; Xu, X.; Chen, S.; Fang, Y.; Shi, X.; Deng, Y.; Wang, Z.-L.; Cao, C. Skin-inspired textile-based tactile sensors enable multifunctional sensing of wearables and soft robots. *Nano Energy* **2022**, *96*, 107137.
162. Dong, W.; Yang, L.; Fortino, G. Stretchable human machine interface based on smart glove embedded with PDMS-CB strain sensors. *IEEE Sens. J.* **2020**, *20*, 8073–8081.
163. Tawk, C.; in het Panhuis, M.; Spinks, G.M.; Alici, G. 3D printed soft pneumatic bending sensing chambers for bilateral and remote control of soft robotic systems. In Proceedings of the 2020 IEEE/ASME International Conference on Advanced Intelligent Mechatronics (AIM), Boston, MA, USA, 6–10 July 2020.
164. Shi, Q.; Sun, Z.; Le, X.; Xie, J.; Lee, C. Soft robotic perception system with ultrasonic auto-positioning and multimodal sensory intelligence. *ACS Nano* **2023**, *17*, 4985–4998.
165. Ozel, S.; Skorina, E.H.; Luo, M.; Tao, W.; Chen, F.; Pan, Y.; Onal, C.D. A composite soft bending actuation module with integrated curvature sensing. In Proceedings of the 2016 IEEE International Conference on Robotics and Automation (ICRA), Stockholm, Sweden, 16–21 May 2016.
166. Xing, Z.; Lin, J.; McCoul, D.; Zhang, D.; Zhao, J. Inductive strain sensor with high repeatability and ultra-low hysteresis based on mechanical spring. *IEEE Sens. J.* **2020**, *20*, 14670–14675.
167. Fraczkak, L.; Nowak, M.; Koter, K. Flexible push pneumatic actuator with high elongation. *Sens. Actuators A Phys.* **2021**, *321*, 112578.
168. Zhong, S.; Gai, Z.; Yang, Y.; Zhao, Y.; Qi, Y.; Yang, Y.; Peng, Y. A contraction length feedback method for the McKibben pneumatic artificial muscle. *Sens. Actuators A Phys.* **2022**, *334*, 113321.
169. Chen, F.; Miao, Y.; Gu, G.; Zhu, X. Soft twisting pneumatic actuators enabled by freeform surface design. *IEEE Robot. Autom. Lett.* **2021**, *6*, 5253–5260.
170. Tang, X.; Li, K.; Liu, Y.; Zhou, D.; Zhao, J. A general soft robot module driven by twisted and coiled actuators. *Smart Mater. Struct.* **2019**, *28*, 035019.
171. Chen, W.; Xiong, C.; Liu, C.; Li, P.; Chen, Y. Fabrication and dynamic modeling of bidirectional bending soft actuator integrated with optical waveguide curvature sensor. *Soft Robot.* **2019**, *6*, 495–506.
172. McDonald, K.J.; Kinnicutt, L.; Moran, A.M.; Ranzani, T. Modulation of magnetorheological fluid flow in soft robots using electropermanent magnets. *IEEE Robot. Autom. Lett.* **2022**, *7*, 3914–3921.
173. Yoon, Y.; Park, H.; Lee, J.; Choi, J.; Jung, Y.; Han, S.; Ha, I.; Ko, S.H. Bioinspired untethered soft robot with pumpless phase change soft actuators by bidirectional thermoelectrics. *Chem. Eng. J.* **2023**, *451*, 138794.
174. Villeda-Hernandez, M.; Baker, B.C.; Romero, C.; Rossiter, J.M.; Dicker, M.P.; Faul, C.F. Chemically Driven Oscillating Soft Pneumatic Actuation. *Soft Robot.* **2023**, *10*, 1159–1170.
175. Lalegani Dezaki, M.; Bodaghi, M.; Serjouei, A.; Afazov, S.; Zolfagharian, A. Soft Pneumatic Actuators with Controllable Stiffness by Bio-Inspired Lattice Chambers and Fused Deposition Modeling 3D Printing. *Adv. Eng. Mater.* **2023**, *25*, 2200797.
176. Perez-Guagnelli, E.; Damian, D.D. Deflected Versus Preshaped soft pneumatic actuators: A design and performance analysis Toward reliable soft robots. *Soft Robot.* **2022**, *9*, 713–722.
177. Rumley, E.H.; Preninger, D.; Shagan Shomron, A.; Rothemund, P.; Hartmann, F.; Baumgartner, M.; Kellaris, N.; Stojanovic, A.; Yoder, Z.; Karrer, B. Biodegradable electrohydraulic actuators for sustainable soft robots. *Sci. Adv.* **2023**, *9*, eadf5551.
178. Gong, S.; Wu, J.; Zheng, T.; Zhang, W.-M.; Shao, L. Untethered cable-driven soft actuators for quadruped robots. In Proceedings of the 2021 27th International Conference on Mechatronics and Machine Vision in Practice (M2VIP), Shanghai, China, 26–28 November 2021.
179. Drotman, D.; Ishida, M.; Jadhav, S.; Tolley, M.T. Application-driven design of soft, 3-D printed, pneumatic actuators with bellows. *IEEE/ASME Trans. Mechatron.* **2018**, *24*, 78–87.
180. Wang, J.; Chortos, A. Control strategies for soft robot systems. *Adv. Intell. Syst.* **2022**, *4*, 2100165.
181. Manfredi, L.; Cuschieri, A. A wireless compact control unit (wiccu) for untethered pneumatic soft robots. In Proceedings of the 2019 2nd IEEE International Conference on Soft Robotics (RoboSoft), Seoul, Republic of Korea, 14–18 April 2019.
182. Zhou, J.; Chen, X.; Chang, U.; Lu, J.-T.; Leung, C.C.Y.; Chen, Y.; Hu, Y.; Wang, Z. A soft-robotic approach to anthropomorphic robotic hand dexterity. *IEEE Access* **2019**, *7*, 101483–101495.
183. Vidlak, M.; Makys, P.; Stano, M. Comparison between model based and non-model based sensorless methods of brushed DC motor. *Transp. Res. Procedia* **2021**, *55*, 911–918.

184. Gillespie, M.T.; Best, C.M.; Townsend, E.C.; Wingate, D.; Killpack, M.D. Learning nonlinear dynamic models of soft robots for model predictive control with neural networks. In Proceedings of the 2018 IEEE International Conference on Soft Robotics (RoboSoft), Livorno, Italy, 24–28 April 2018.
185. Katzschmann, R.K.; Della Santina, C.; Toshimitsu, Y.; Bicchi, A.; Rus, D. Dynamic motion control of multi-segment soft robots using piecewise constant curvature matched with an augmented rigid body model. In Proceedings of the 2019 2nd IEEE International Conference on Soft Robotics (RoboSoft), Seoul, Republic of Korea, 14–18 April 2019.
186. Besselaar, L.; Della Santina, C. One-shot learning closed-loop manipulation of soft slender objects based on a planar polynomial curvature model. In Proceedings of the 2022 IEEE 5th International Conference on Soft Robotics (RoboSoft), Edinburgh, UK, 4–8 April 2022.
187. Thuruthel, T.G.; Falotico, E.; Renda, F.; Laschi, C. Model-based reinforcement learning for closed-loop dynamic control of soft robotic manipulators. *IEEE Trans. Robot.* **2018**, *35*, 124–134.
188. Piriadarshani, D.; Sujitha, S.S. The role of transfer function in the study of stability analysis of feedback control system with delay. *Int. J. Appl. Math.* **2018**, *31*, 727.
189. Bruder, D.; Remy, C.D.; Vasudevan, R. Nonlinear system identification of soft robot dynamics using koopman operator theory. In Proceedings of the 2019 International Conference on Robotics and Automation (ICRA), Montreal, QC, Canada, 20–24 May 2019.
190. Azizkhani, M.; Gunderman, A.L.; Godage, I.S.; Chen, Y. Dynamic control of soft robotic arm: An experimental study. *IEEE Robot. Autom. Lett.* **2023**, *8*, 1897–1904.
191. Dou, W.; Zhong, G.; Yang, J.; Shen, J. Design and Modeling of a Hybrid Soft Robotic Manipulator with Compliant Mechanism. *IEEE Robot. Autom. Lett.* **2023**, *8*, 2301–2308.
192. Yan, B.; Ma, C.; Zhao, Y.; Hu, N.; Guo, L. Geometrically enabled soft electroactuators via laser cutting. *Adv. Eng. Mater.* **2019**, *21*, 1900664.
193. Demenkov, M. Experimental Investigation of Viscoelastic Hysteresis in a Flex Sensor. In *Singularly Perturbed Systems, Multiscale Phenomena and Hysteresis: Theory and Applications*; Springer: Berlin/Heidelberg, Germany, 2019.
194. Della Santina, C.; Duriez, C.; Rus, D. Model-Based Control of Soft Robots: A Survey of the State of the Art and Open Challenges. *IEEE Control Syst. Mag.* **2023**, *43*, 30–65.
195. Chin, K.; Hellebrekers, T.; Majidi, C. Machine learning for soft robotic sensing and control. *Adv. Intell. Syst.* **2020**, *2*, 1900171.
196. Bern, J.M.; Schnider, Y.; Banzet, P.; Kumar, N.; Coros, S. Soft robot control with a learned differentiable model. In Proceedings of the 2020 3rd IEEE International Conference on Soft Robotics (RoboSoft), New Haven, CT, USA, 15 May–15 July 2020.
197. Truby, R.L.; Della Santina, C.; Rus, D. Distributed proprioception of 3D configuration in soft, sensorized robots via deep learning. *IEEE Robot. Autom. Lett.* **2020**, *5*, 3299–3306.
198. Zolfagharian, A.; Durran, L.; Gharai, S.; Rolfe, B.; Kaynak, A.; Bodaghi, M. 4D printing soft robots guided by machine learning and finite element models. *Sens. Actuators A Phys.* **2021**, *328*, 112774.
199. Demir, K.G.; Zhang, Z.; Yang, J.; Gu, G.X. Computational and Experimental Design Exploration of 3D-Printed Soft Pneumatic Actuators. *Adv. Intell. Syst.* **2020**, *2*, 2000013.
200. Zhang, S.; Ke, X.; Jiang, Q.; Chai, Z.; Wu, Z.; Ding, H. Fabrication and Functionality Integration Technologies for Small-Scale Soft Robots. *Adv. Mater.* **2022**, *34*, 2200671.
201. Arachchige, D.D.; Godage, I.S. Hybrid soft robots incorporating soft and stiff elements. In Proceedings of the 2022 IEEE 5th International Conference on Soft Robotics (RoboSoft), Edinburgh, UK, 4–8 April 2022.
202. Stilli, A.; Wurdemann, H.A.; Althoefer, K. A novel concept for safe, stiffness-controllable robot links. *Soft Robot.* **2017**, *4*, 16–22.
203. Yang, Y.; Li, Y.; Chen, Y. Principles and methods for stiffness modulation in soft robot design and development. *Bio-Des. Manuf.* **2018**, *1*, 14–25.
204. Shintake, J.; Cacciolo, V.; Floreano, D.; Shea, H. Soft robotic grippers. *Adv. Mater.* **2018**, *30*, 1707035.
205. He, L.; Herzig, N.; Nanayakkara, T.; Maiolino, P. 3D-Printed Soft Sensors for Adaptive Sensing with Online and Offline Tunable Stiffness. *Soft Robot.* **2022**, *9*, 1062–1073.
206. Sozer, C.; Paternò, L.; Tortora, G.; Menciassi, A. A novel pressure-controlled revolute joint with variable stiffness. *Soft Robot.* **2022**, *9*, 723–733.
207. Best, C.M.; Wilson, J.P.; Killpack, M.D. Control of a pneumatically actuated, fully inflatable, fabric-based, humanoid robot. In Proceedings of the 2015 IEEE-RAS 15th International Conference on Humanoid Robots (Humanoids), Seoul, Republic of Korea, 3–5 November 2015.
208. Crowley, G.B.; Zeng, X.; Su, H.-J. A 3D printed soft robotic gripper with a variable stiffness enabled by a novel positive pressure layer jamming technology. *IEEE Robot. Autom. Lett.* **2022**, *7*, 5477–5482.
209. Liu, Z.; Xu, L.; Liang, X.; Liu, J. Stiffness-tunable segment for continuum soft robots with vertebrae. *Machines* **2022**, *10*, 581.
210. Micklem, L.; Weymouth, G.D.; Thornton, B. Energy-efficient tunable-stiffness soft robots using second moment of area actuation. In Proceedings of the 2022 IEEE/RSJ International Conference on Intelligent Robots and Systems (IROS), Kyoto, Japan, 23–27 October 2022.
211. Al-Rubaiai, M.; Pinto, T.; Qian, C.; Tan, X. Soft actuators with stiffness and shape modulation using 3D-printed conductive polylactic acid material. *Soft Robot.* **2019**, *6*, 318–332.
212. Liu, Z.; Wang, Y.; Wang, J.; Fei, Y.; Du, Q. An obstacle-avoiding and stiffness-tunable modular bionic soft robot. *Robotica* **2022**, *40*, 2651–2665.

213. Aydin, M.; Sariyildiz, E.; Tawk, C.D.; Mutlu, R.; Alici, G. Variable Stiffness Improves Safety and Performance in Soft Robotics. In Proceedings of the 2023 IEEE International Conference on Mechatronics (ICM), Loughborough, UK, 15–17 March 2023.
214. Pardomuan, J.; Takahashi, N.; Koike, H. ASTRE: Prototyping Technique for Modular Soft Robots With Variable Stiffness. *IEEE Access* **2022**, *10*, 80495–80504.
215. Yang, Y.; Qi, Y.; Pan, P.; Zhao, Y.; Zhong, S.; Yang, Y. Oscillation suppression in a particle robotic arm by stiffness and damping regulation. *Mechatronics* **2022**, *85*, 102819.
216. Wu, S.; Ze, Q.; Zhang, R.; Hu, N.; Cheng, Y.; Yang, F.; Zhao, R. Symmetry-breaking actuation mechanism for soft robotics and active metamaterials. *ACS Appl. Mater. Interfaces* **2019**, *11*, 41649–41658.
217. Bartkowski, P.; Gawiński, F.; Pawliszak, Ł. E-Morph as a New Adaptive Actuator for Soft Robotics. *IEEE Robot. Autom. Lett.* **2022**, *7*, 8831–8836.
218. Ma, B.; Shaqura, M.Z.; Richardson, R.C.; Dehghani-Sanij, A.A. A Study on Phase-Changing Materials for Controllable Stiffness in Robotic Joints. *Robotics* **2022**, *11*, 66.
219. Li, L.; Xie, F.; Wang, T.; Wang, G.; Tian, Y.; Jin, T.; Zhang, Q. Stiffness-tunable soft gripper with soft-rigid hybrid actuation for versatile manipulations. *Soft Robot.* **2022**, *9*, 1108–1119.
220. Zhong, Y.; Du, R.; Guo, P.; Yu, H. Investigation on a new approach for designing articulated soft robots with discrete variable stiffness. *IEEE/ASME Trans. Mechatron.* **2021**, *26*, 2998–3009.
221. Xiao, Q.; Musa, M.; Godage, I.S.; Su, H.; Chen, Y. Kinematics and stiffness modeling of soft robot with a concentric backbone. *J. Mech. Robot.* **2023**, *15*, 051011.

**Disclaimer/Publisher’s Note:** The statements, opinions and data contained in all publications are solely those of the individual author(s) and contributor(s) and not of MDPI and/or the editor(s). MDPI and/or the editor(s) disclaim responsibility for any injury to people or property resulting from any ideas, methods, instructions or products referred to in the content.