

Article

The KCOD Model on $(3, 4, 6, 4)$ and $(3^4, 6)$ Archimedean Lattices

Francisco W. De Sousa Lima

Dietrich Stauffer Computational Physics Lab, Departamento de Física Universidade Federal do Piauí, Teresina 64049-550, Brazil; fwslima@gmail.com; Tel.: +55-86-9414-4591

Received: 23 July 2017; Accepted: 30 August 2017; Published: 31 August 2017

Abstract: Through Monte Carlo simulations, we studied the critical properties of kinetic models of continuous opinion dynamics on $(3, 4, 6, 4)$ and $(3^4, 6)$ Archimedean lattices. We obtain p_c and the critical exponents' ratio from extensive Monte Carlo studies and finite size scaling. The calculated values of the critical points and Binder cumulant are $p_c = 0.085(6)$ and $O_4^* = 0.605(9)$; and $p_c = 0.146(5)$ and $O_4^* = 0.606(3)$ for $(3, 4, 6, 4)$ and $(3^4, 6)$ lattices, respectively, while the exponent ratios β/ν , γ/ν and $1/\nu$ are, respectively: $0.126(1)$, $1.50(7)$, and $0.90(5)$ for $(3, 4, 6, 4)$; and $0.125(3)$, $1.54(6)$, and $0.99(3)$ for $(3^4, 6)$ lattices. Our new results agree with majority-vote model on previously studied regular lattices and disagree with the Ising model on square-lattice.

Keywords: nonequilibrium; phase transition; Monte Carlo simulations

1. Introduction

The study of the behavior of individuals in a society by physicists is known as sociophysics, having as the main contributor in this new research area Serge Galam who introduced the use of local majority rules to study voting systems as bottom-up democratic voting in hierarchical structures [1–4]. Although sociophysics was rejected by some physicists in the eighties [5], it has today become an active field of research among physicists all over the world [3,6,7].

In this same context and based on the criterion of Grinstein et al. [8] (where a nonequilibrium model presenting up–down symmetry in two-state dynamic systems implies the same critical behavior (same universality class) as the equilibrium Ising model), Oliveira [9] proposed a nonequilibrium version of Ising model called majority vote model (MVM). On two-dimensional regular lattices, this presents a second-order phase transition with critical exponents β , γ , ν , as for [10,11] the equilibrium Ising model [12,13].

Lima and Malarz [14] studied the MVM on $(3, 4, 6, 4)$ and $(3^4, 6)$ Archimedean lattices (ALs). On these lattices, they found a second-order phase transition with exponent ratios $\beta/\nu = 0.103(6)$, $\gamma/\nu = 1.596(54)$, $1/\nu = 0.872(85)$ for $(3, 4, 6, 4)$ and $\beta/\nu = 0.114(3)$, $\gamma/\nu = 1.632(35)$, $1/\nu = 0.98(10)$ for $(3^4, 6)$, see Table 1.

A multiagent model for opinion formation in society by modifying kinetic exchange dynamics studied in the context of income, money, or wealth distributions in a society where a spontaneous symmetry-breaking transition to polarized opinion states starting from nonpolarized opinion states was proposed by M. Lallouache et al. [15].

A model of continuous opinion dynamics (KCOD) was proposed by Biswas et al. [16] in 2012. In the KCOD model, the mutual interactions can be both positive and negative and a single parameter p denoting the fraction of negative interactions was considered in order to characterize the different types of distributions for the mutual interactions. Numerical simulations of the continuous version of this model indicate the existence of a universal continuous phase transition at $p = p_c$ with exponents of mean field ($\nu d = 2.00(1)$, $\beta = 0.50(1)$, and $\gamma = 1.00(1)$) (see also [17]).

Table 1. Critical parameter (p_c), exponents, and effective dimension for majority vote model (MVM) on $(3,4,6,4)$ and $(3^4,6)$ [14]. For completeness, we cite data for Ising model on (4^4) as well [18].

MVM	$(3,4,6,4)$	$(3^4,6)$	(4^4) Ising
T_c	0.651(3)	0.667(2)	≈ 2.269
O_4^*	0.603(9)	0.608(4)	0.61
β/ν	0.105(8)	0.113(2)	0.125
$\gamma/\nu^{T=T_c}$	1.48(11)	1.60(4)	1.75
$\gamma/\nu^{T=T^*}$	1.44(4)	1.66(2)	1.75
$1/\nu$	1.16(5)	0.84(6)	1
$D_{\text{eff.}}$	1.78(7)	1.83(6)	2

The KCOD model on square and cubic lattices (2D and 3D) was studied by Mukherjee and Chatterjee [19]. Their numerical results indicate that the critical behavior of the KCOD model is the same as that of the Ising model in the corresponding dimensions.

Recently, C. Anteneodo and N. Crokidakis [20] studied a model of like KCOD model in the presence of a social temperature. The critical behavior of this model showed three different kinds of collective states (symmetric, asymmetric, and neutral) and nonequilibrium transitions between them (see also [21,22]).

In this work, we studied the KCOD on two Archimedean lattices—namely, $(3,4,6,4)$ and $(3^4,6)$ —through extensive Monte Carlo simulations. The topologies of $(3,4,6,4)$, and $(3^4,6)$ AL are presented in Figure 1. The AL are vertex transitive graphs that can be embedded in a plane such that every face is a regular polygon. Kepler showed that there are exactly eleven such graphs. The AL are labeled according to the sizes of faces incident to a given vertex. The face sizes are sorted, starting from the face for which the list is the smallest in lexicographical order. In this way, the square lattice gets the name $(4,4,4,4)$ (abbreviated to (4^4)), honeycomb is called (6^3) , and Kagome is $(3,6,3,6)$. Here, we also compared our results with those of the MVM made on $(3,4,6,4)$ and $(3^4,6)$ AL.

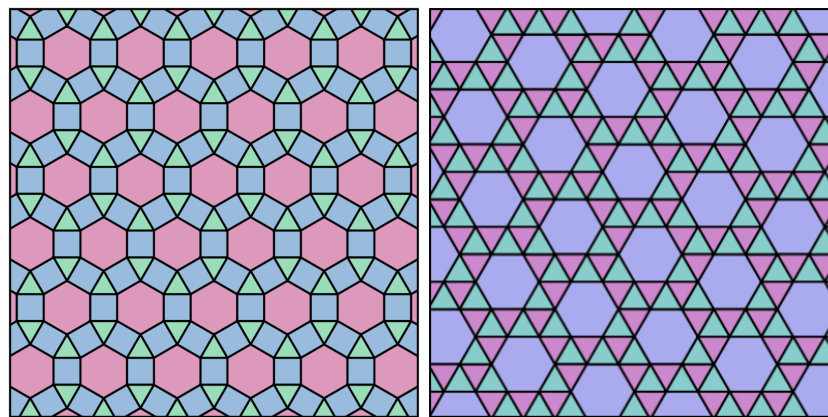


Figure 1. Picture of the $(3,4,6,4)$ (left) and $(3^4,6)$ (right) AL.

2. Model and Simulations

The KCOD [16] model is defined as follows: A set of agents (individuals) with continuous opinion variables $o_i(t)$ is situated on every node of the $(3,4,6,4)$ and $(3^4,6)$ AL with $N = 6L^2$ sites. The opinion of an individual i at time t takes the values in the range $[-1, +1]$, in a system of N agents. Here, the opinions change out of pair-wise interactions via mutual influences/couplings μ_{ij} as:

$$o_i(t+1) = o_i(t) + \mu_{ij}o_j(t), \quad (1)$$

where the i, j interactions are pair-wise interactions between nearest neighbors, which implies no sum over the index j , and $\mu_{ij} = \mu_{ji}$ are real random variables. In the above dynamics (Equation (1)), an agent i updates his opinion by interacting with agent j and is influenced by the mutual influence term μ_{ij} . Here, j is selected randomly from one of the nearest neighbors. Unlike other models (such as Ising model and MVM) that present up-down symmetry [23], in the KCOD model the opinions are bounded (i.e., $-1 \leq o_i(t) \leq 1$). If the opinion value of an agent becomes higher (lower) than $+1$ (-1), then it is made equal to $+1$ (-1) to preserve this bound. This bound, along with Equation (1), defines the dynamics of the model. Here, μ_{ij} is a continuous random variable defined in the range $[-1, +1]$. The ordering in the system is measured by the quantity $O = |\sum_i o_i|/N$, the average opinion. Changing the fraction p of negative interactions, one can observe a symmetry breaking transition between an ordered and a disordered phase below a particular value p_c of the parameter p , the system orders (giving a non-zero, finite value of the order parameter O (opinion), defined in the following), while a disordered phase exists above p_c ($O = 0$).

To study the critical behavior of the model, we are interested in the average opinion O , order parameter fluctuations OF , and the reduced fourth-order cumulant of the O (herein named as O_4), defined as

$$O(p) \equiv \langle O \rangle, \quad (2a)$$

$$OF(p) \equiv N \left(\langle O^2 \rangle - \langle O \rangle^2 \right), \quad (2b)$$

$$O_4(p) \equiv 1 - \frac{\langle O^4 \rangle}{3\langle O^2 \rangle^2}, \quad (2c)$$

where $\langle \dots \rangle$ stands for time averages, computed at the steady states. The results are averaged over the N_{run} independent simulations.

The above-mentioned quantities are functions of the disorder parameter p , and obey the finite-size scaling relations

$$O = L^{-\beta/\nu} f_o(x), \quad (3a)$$

$$OF = L^{\gamma/\nu} f_{of}(x), \quad (3b)$$

$$\frac{dO_4}{dp} = L^{1/\nu} f_{o4}(x), \quad (3c)$$

where ν , β , and γ are the usual critical exponents, $f_o, f_{of}, f_{o4}(x)$ are the finite-size scaling functions with

$$x = (p - p_c)L^{1/\nu} \quad (3d)$$

being the scaling variable. Therefore, from the size dependence of O and OF , we obtained the exponent ratios β/ν (O) and γ/ν (OF). The maximum value of susceptibility also scales as $L^{\gamma/\nu}$. Moreover, the value of p^* for which OF has a maximum is expected to scale with the system size as

$$p^* = p_c + bL^{-1/\nu} \text{ with } b \approx 1. \quad (4)$$

Therefore, the relations (3c) and (4) may be used to get the exponent $1/\nu$. We also evaluate the effective dimensionality, D_{eff} , from the hyperscaling hypothesis

$$2\beta/\nu + \gamma/\nu = D_{\text{eff}}. \quad (5)$$

Monte Carlo simulations were performed on $(3, 4, 6, 4)$ and $(3^4, 6)$ AL with various systems of size $N = 384, 1536, 6144, 24,576$, and $98,304$ for $(3, 4, 6, 4)$ and $(3^4, 6)$ AL. It takes 2×10^5 Monte Carlo steps (MCS) to let the system reach the steady state, and then the time averages are calculated over the next 3×10^5 MCS. One MCS is accomplished after N attempts to update the opinions of agents i and j , considering the evolution Equations (1) and (2). The results are averaged over N_{run}

($1000 \leq N_{\text{run}} \leq 2000$) independent simulation runs for each lattice and for given set of parameters (p, N).

3. Results and Discussion

In all simulations described in the previous section, we used sequential Monte Carlo steps and considered continuous μ_{ij} values within the interval $[-1, +1]$. Here, we only discuss the case when μ_{ij} are annealed (i.e., they change with time).

Figure 2 displays the dependence of the opinion O , OF , and O_4 on the disorder parameter p , obtained from simulations on $(3, 4, 6, 4)$ and $(3^4, 6)$ AL with L ranging from $L = 8$ to $L = 128$. The shape of $O(p)$, OF , and O_4 curves for a given value of L indicate the occurrence of a second-order phase transition in the system. The phase transition occurs at the value of the critical disorder parameter p_c . This critical disorder parameter p_c is estimated as the point where the curves of the Binder cumulant O_4 for different system sizes N intercept each other [24]. The corresponding value of O_4 is represented by O_4^* . Then, we obtained $p_c = 0.085(6)$ and $O_4^* = 0.605(9)$; $p_c = 0.146(5)$ and $O_4^* = 0.606(4)$ for $(3, 4, 6, 4)$, and $(3^4, 6)$ AL, respectively.

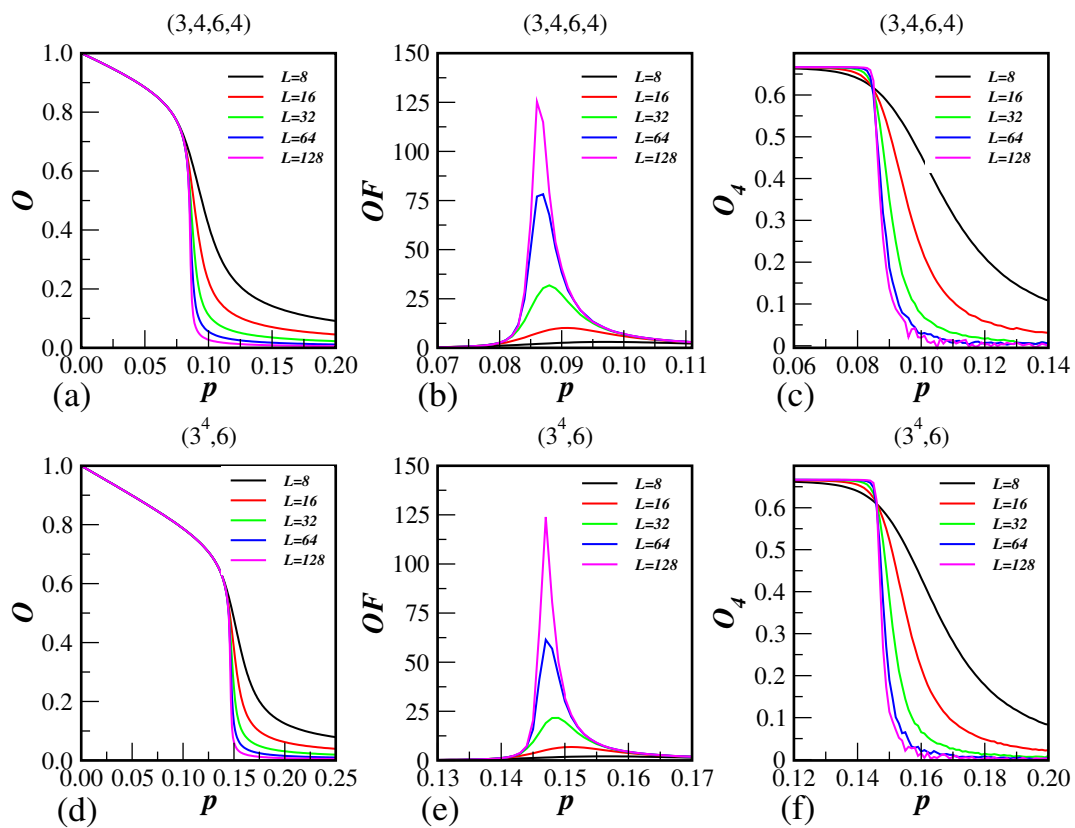


Figure 2. (Color online). The opinion O , OF , and O_4 , as a function of the parameter p , for lattice size $L = 8, 16, 32, 64$, and 128 , and $N = 6L^2$ sites for $(3, 4, 6, 4)$ (a–c) and $(3^4, 6)$ Archimedean lattice (AL) (d–f).

To make the critical point on the x -axis more qualitatively visible than the traditional plot of O_4 (y -axis), Figure 3 displays the dependence of $-\ln(1 - \frac{3}{2}O_4)$ instead dependence of O_4 of the disorder parameter p , obtained from simulations on $(3, 4, 6, 4)$ and $(3^4, 6)$ AL.

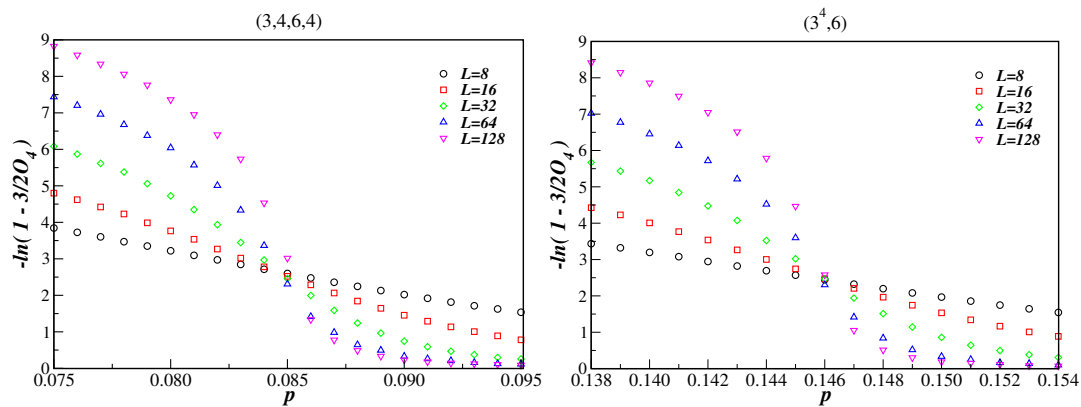


Figure 3. (Color online). The $-\ln(1 - \frac{3}{2}O_4)$ as a function of the parameter p , for $L = 8, 16, 32, 64$, and 128 lattice sizes, and $N = 6L^2$ for $(3,4,6,4)$ and $(3^4,6)$ AL.

In Figure 4, we plot the opinion $O^* = O_{p_c}$ vs. L . The fits of the curves correspond to the exponent ratio β/ν according to relation Equation (3a); see Table 2.

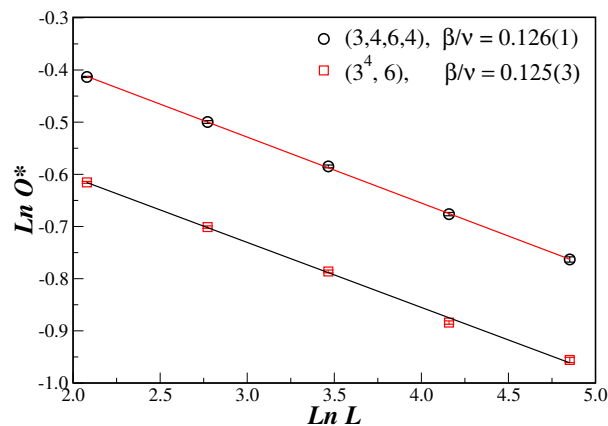


Figure 4. Log–log plot of the dependence of the opinion $O^* = O(p_c)$ on the linear system size L . Fitting data, we obtained the estimate for the critical ratio β/ν .

Table 2. Critical parameter (p_c), exponents, and effective dimension for continuous opinion dynamic (KCOD) model on $(3,4,6,4)$ and $(3^4,6)$. For completeness, we cite data for KCOD model on (4^4) as well [16].

KCOD	$(3,4,6,4)$	$(3^4,6)$	(4^4)
p_c	0.085(6)	0.146(5)	0.2266(1)
O_4^*	0.605(9)	0.606(4)	0.559(1)
β/ν	0.126(1)	0.125(3)	0.125(1)
$\gamma/\nu^{p=p_c}$	1.50(7)	1.54(6)	1.75(1)
$\gamma/\nu^{p=p^*}$	1.50(5)	1.55(5)	
$1/\nu$	0.90(5)	0.99(3)	1.01(1)
D_{eff}	1.75(6)	1.80(7)	

The Figure 5 displays the log–log plot of the $OF^* = OF_{p_c}$ at p_c as a function of the lattice size L . The slopes of curves correspond to the exponent ratio γ/ν according to Equation (3b). The numerical estimates are $\gamma/\nu = 1.50(7)$ for $(3,4,6,4)$ and $\gamma/\nu = 1.54(6)$ for $(3^4,6)$ AL.

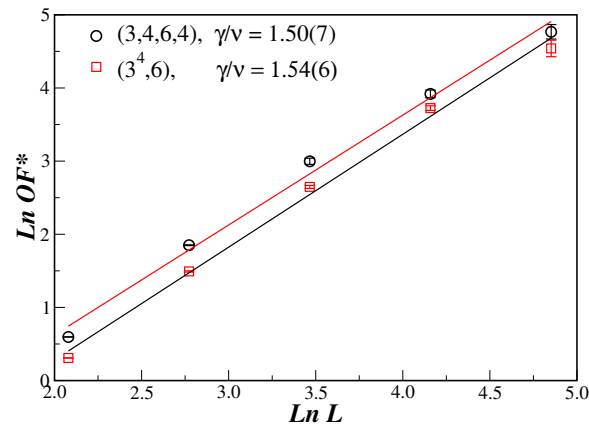


Figure 5. Log-log plot of the $OF^* = OF_{p_c}$ at p_c versus L for $(3,4,6,4)$, and $(3^4,6)$ AL. Fitting data, we obtained the estimate for the critical ratio γ/ν .

In Figure 6 we present the exponent ratios γ/ν at $OF^{max} = OF_{p_{OF^{max}}}(N)$ as $\gamma/\nu = 1.50(5)$ for $(3,4,6,4)$ and $\gamma/\nu = 1.55(5)$ for $(3^4,6)$ AL.

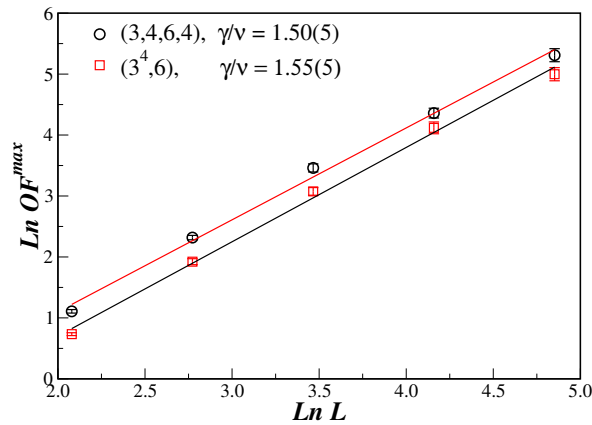


Figure 6. $OF^{max} = OF_{p_{OF^{max}}}(N)$ at $p_{OF^{max}}(N)$ versus L for $(3,4,6,4)$ and $(3^4,6)$, AL. Fitting data, we obtained another estimate for the critical ratio γ/ν .

In Figure 7, we used the scaling relation Equation (4) and obtained the exponent ratio $1/\nu$. The calculated values of the exponent $1/\nu$ are in Table 2.

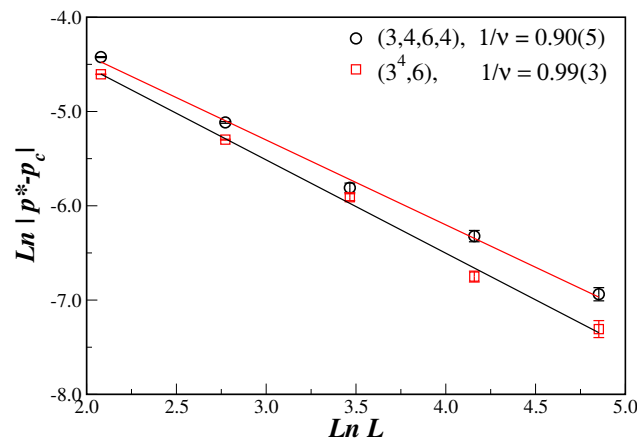


Figure 7. Plot of $\ln |p_c(L) - p_c|$ versus the linear system size L for $(3,4,6,4)$ and $(3^4,6)$ AL. Fitting data, we obtained the estimate for the critical ratio $1/\nu$.

In Figure 8a,d we plot $OL^{\beta/\nu}$ versus $(p - p_c)L^{1/\nu}$ using the critical exponent ratios $\beta/\nu = 0.126(1)$, $0.125(3)$, and $1/\nu = 0.90(5)$ and $0.99(3)$ for $(3,4,6,4)$ and $(3^4,6)$. In Figure 8b,e we plot $OFL^{-\gamma/\nu}$ versus $(p - p_c)L^{1/\nu}$ using the critical exponent ratios $\gamma/\nu = 1.50(7)$ and $1.54(6)$ and $1/\nu = 0.90(5)$ and $0.99(3)$ for $(3,4,6,4)$ and $(3^4,6)$. In Figure 8c,f we plot O_4 versus $(p - p_c)L^{1/\nu}$ using the critical exponent $1/\nu = 0.90(5)$ and $0.99(3)$ for $(3,4,6,4)$ and $(3^4,6)$. The excellent curve collapse for distinct system sizes corroborates our estimated values for p_c and exponent ratios β/ν , γ/ν , and $1/\nu$.

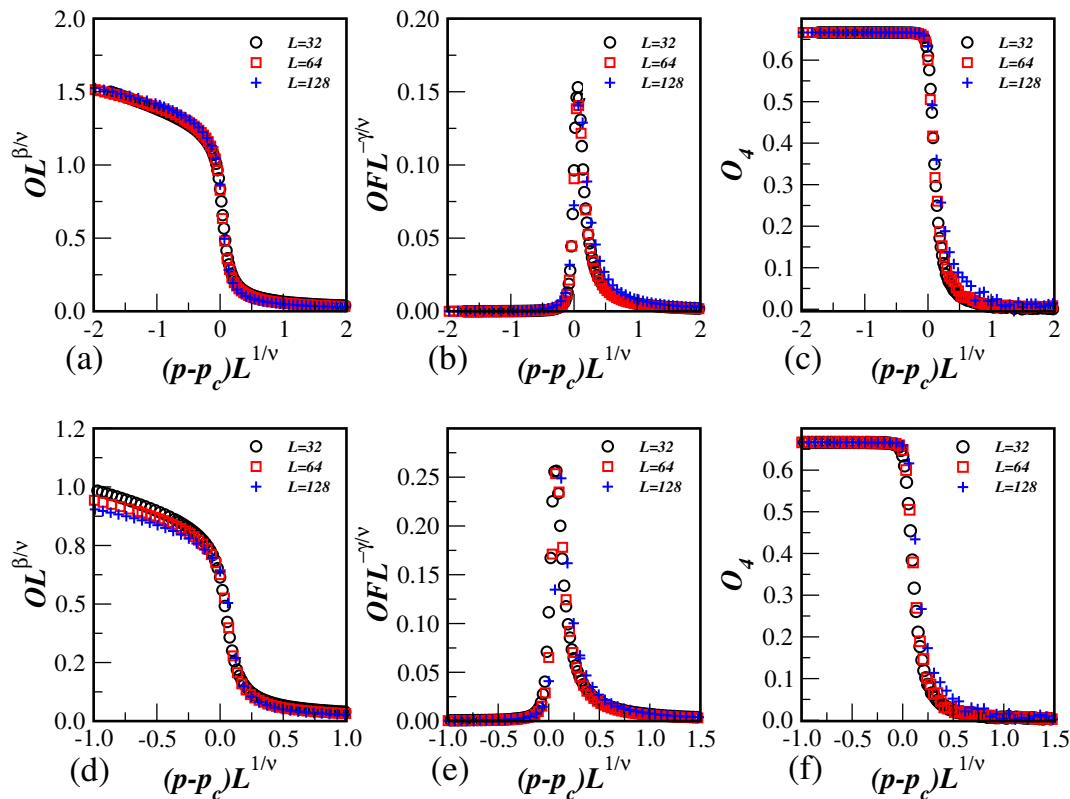


Figure 8. (Color online) Data collapse of the opinion O , OF , and O_4 shown in Figure 3 for $L = 32$, 64 , and 128 $(3,4,6,4)$ (a–f) and $(3^4,6)$ (d–f) AL. The exponent ratios used here were $\beta/\nu = 0.126(1)$, $\gamma/\nu = 1.50(7)$, and $1/\nu = 0.90(5)$ for $(3,4,6,4)$, and $\beta/\nu = 0.125(3)$, $\gamma/\nu = 1.54(6)$, and $1/\nu = 0.99(3)$ for $(3^4,6)$ AL.

The resulting critical exponents and disorder parameters are collected in Table 2. One can also see that the exponent ratios β/ν , γ/ν , $1/\nu$ are very close to MVM (Table 1), as expected by Grinstein criterion for regular lattices [8]. They are different from $\gamma/\nu = 1.75$ obtained for a regular $d = 2$ Ising model, but obey hyperscaling relation (within the error bars). Equation (5) yields effective dimensionality of systems $D_{\text{eff}} = 1.75(6)$ for $(3,4,6,4)$ and $D_{\text{eff}} = 1.80(7)$ for $(3^4,6)$. The KCOD on those two AL has the effective dimensionality close to MVM for $(3,4,6,4)$ ($D_{\text{eff}} = 1.78(7)$) and for $(3^4,6)$ ($D_{\text{eff}} = 1.83(6)$) AL (see Tables 1 and 2). The results of simulations are collected in Table 2.

4. Conclusions

We studied a nonequilibrium KCOD model through extensive Monte Carlo simulations on $(3,4,6,4)$ and $(3^4,6)$ AL. On these lattices, the KCOD shows a second-order phase transition. Our Monte Carlo simulations suggest that the effective dimensionality D_{eff} is close to two; i.e., that hyperscaling relation $2\beta/\nu + \gamma/\nu = 2$ may be valid.

Finally, we remark that the critical exponents γ/ν , β/ν , and $1/\nu$ for KCOD on $(3,4,6,4)$ and $(3^4,6)$ AL are very close to the MVM model on $(3,4,6,4)$ and $(3^4,6)$ AL [14] (see Tables 1 and 2). Therefore, the exponent ratio $\gamma/\nu = 1.50(7)$ and $1.54(6)$ differs from 2D Ising model while $\beta/\nu = 0.126(1)$ and

0.125(3) for MVM is a weak indication and β/ν for KCOD is a strong indication for Ising. Therefore, the KCOD model does not belong to the Ising universality class [12,18]. Thus, our results agree partially with Grinstein.

Acknowledgments: F.W.S. Lima thanks Dietrich Stauffer for many suggestions and fruitful discussions during the development of this work. We thank Brazilian agency (CNPq) for financial support. This work also was supported by system Silicon Graphics Internacional (SGI) Altix 1350 (CENAPAD.UNICAMP-USP, SP-BRAZIL).

Conflicts of Interest: The author declares no conflict of interest.

References

1. Galam, S. Majority rule, hierarchical structures, and democratic totalitarianism: A statistical approach. *J. Math. Psychol.* **1986**, *30*, 426–434.
2. Galam, S. Social paradoxes of majority rule voting and renormalization group. *J. Stat. Phys.* **1990**, *61*, 943–951.
3. Fortunato, S.; Macy, M.; Redner, S. Editorial. *J. Stat. Phys.* **2013**, *151*, 1–8.
4. Galam, S. The drastic outcomes from voting alliances in three-party democratic voting (1990 → 2013). *J. Stat. Phys.* **2013**, *151*, 46–68.
5. Galam, S. Sociophysics: A personal testimony. *Physica A* **2004**, *336*, 49–55.
6. Stauffer, D. A Biased Review of Sociophysics. *J. Stat. Phys.* **2013**, *151*, 9–20.
7. Galam, S. *Sociophysics: A Physicist's Modeling of Psycho-Political Phenomena*; Springer: Berlin, Germany, 2012.
8. Grinstein, G.; Jayaprakash, C.; He, Y. Statistical Mechanics of Probabilistic Cellular Automata. *Phys. Rev. Lett.* **1985**, *55*, 2527, doi:10.1103/PhysRevLett.55.2527.
9. De Oliveira, M.J. Isotropic majority-vote model on a square lattice. *J. Stat. Phys.* **1992**, *66*, 273–281.
10. Santos, M.A.; Teixeira, S. Anisotropic voter model. *J. Stat. Phys.* **1995**, *78*, 963–970.
11. Crochik, L.; Tomé, T. Entropy production in the majority vote model. *Phys. Rev. E* **2005**, *72*, 057103.
12. Hasenbusch, M. Monte Carlo studies of the three-dimensional Ising model in equilibrium. *Int. J. Mod. Phys. C* **2001**, *12*, 911–1009.
13. Binney, J.J.; Dowrick, N.J.; Fisher, A.J.; Newman, M.E.J. *A Theory of Critical Phenomena. An Introduction to the Renormalization Group*; Clarendon Press: Oxford, UK, 1992.
14. Lima, F.W.S.; Malarz, K. Majority-vote model on $(3, 4, 6, 4)$ and $(3^4, 6)$ Archimedean Lattices. *Int. J. Mod. Phys. C* **2006**, *17*, 1273–1283.
15. Lallouache, M.; Chakrabarti, A.S.; Chakraborti, A.; Chakrabarti, B.K. Opinion formation in kinetic exchange models: Spontaneous symmetry-breaking transition. *Phys. Rev. E* **2010**, *82*, 056112.
16. Biswas, S.; Chatterjee, A.; Sen, P. Disorder induced phase transition in kinetic models of opinion dynamics. *Physica A* **2012**, *391*, 3257–3265.
17. Sen, P. Nonconservative kinetic exchange model of opinion dynamics with randomness and bounded confidence. *Phys. Rev. E* **2012**, *86*, 016115.
18. Temperley, H.N.V. Two-dimensional Ising models. In *Phase Transitions and Critical Phenomena*; Domb, C., Green, M.S., Eds.; Academic Press: London, UK, 1972; Volume 1.
19. Mukherjee, S.; Chatterjee, A. Disorder induced phase transition in an opinion dynamics model: Results in 2 and 3 dimensions. *Phys. Rev. E* **2016**, *94*, 062317.
20. Anteneodo, C.; Crokidakis, N. Symmetry breaking by heating in a continuous opinion model. *Phys. Rev. E* **2017**, *95*, 042308.
21. Vieira, A.R.; Anteneodo, C.; Crokidakis, N. Consequences of nonconformist behaviors in a continuous opinion model. *J. Stat. Mech. Theory Exp.* **2016**, *2016*, 023204.
22. Yu, Y.; Xiao, G.; Li, G.; Tay, W.P.; Teoh, H.F. Opinion diversity and community formation in adaptive networks. *arXiv* **2017**, arXiv:1703.02223.
23. Biswas, Soumyajyoti; Chandra, A.K.; Chatterjee, A.; Chakrabarti, B.K. Phase transitions and non-equilibrium relaxation in kinetic models of opinion formation. *J. Phys. Conf. Ser.* **2011**, *297*, 012004.
24. Binder, K.; Heermann, D.W. *Monte Carlo Simulation in Statistical Physics*; Springer: Berlin, Germany, 1988.

