

Article

Interfacial Charge Transfer in MoS₂/TiO₂ Heterostructured Photocatalysts: the Impact of Crystal Facets and Defects

Tingcha Wei ¹, Woon Ming Lau ^{2,*}, Xiaoqiang An ^{3,*} and Xuelian Yu ⁴

¹ Beijing Computational Science Research Center, Beijing 100193, China; wtc@csrc.ac.cn

² Center for Green Innovation, School of Mathematics and Physics, University of Science & Technology Beijing, Beijing 100083, China.

³ Center for Water and Ecology, State Key Joint Laboratory of Environment Simulation and Pollution Control, School of Environment, Tsinghua University, Beijing 100084, China.

⁴ Beijing Key Laboratory of Materials Utilization of Nonmetallic Minerals and Solid Wastes, National Laboratory of Mineral Materials, School of Materials Science and Technology, China University of Geosciences, Beijing 100083, China; xlyu@cugb.edu.cn

* Correspondence: leolau@ustb.edu.cn (W.M.L.); xqan@tsinghua.edu.cn (X.A.)




Fig. S1. TEM image of commercial MoS₂ nanosheets.

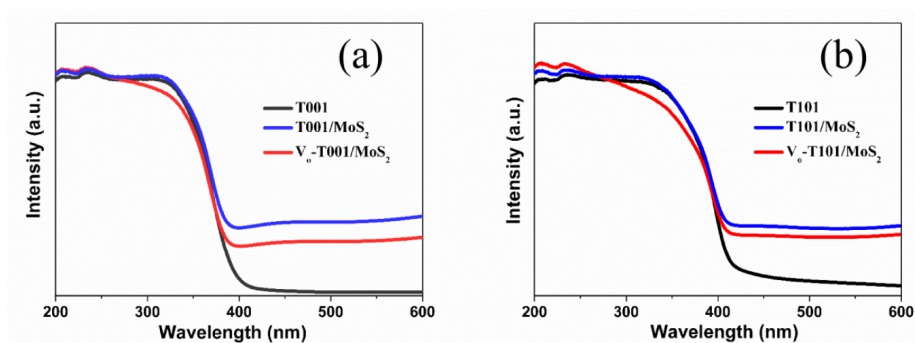


Fig. S2. UV-vis diffuse reflectance spectra of {001}-faceted TiO₂ (a) and {101}-faceted TiO₂ (b) before and after the deposition of MoS₂ with and without defect.

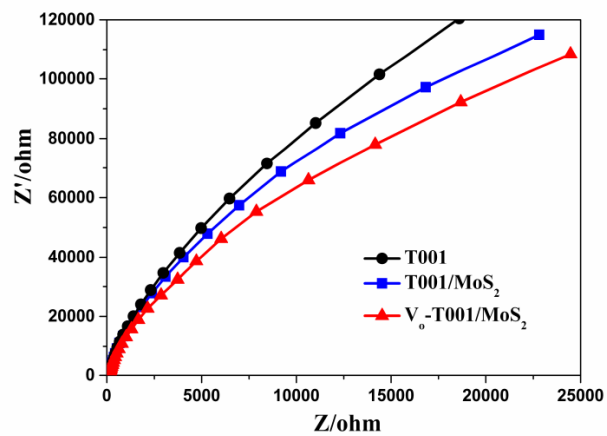


Fig. S3. EIS plots of {001}-faceted TiO₂ before and after the deposition of MoS₂ with and without defect.