

Article

Credibility and Crisis Stress Testing

Li Lian Ong * and Ceyla Pazarbasioglu

Monetary and Capital Markets Department, International Monetary Fund, 700 19th Street, NW, Washington, DC 20431, USA; E-Mail: cpazarbasioglu@imf.org

* Author to whom correspondence should be addressed; E-Mail: long@imf.org;
Tel.: +1-202-623-4842; Fax: +1-202-589-4842.

Received: 4 September 2013; in revised form: 30 December 2013 / Accepted: 21 January 2014/
Published: 17 February 2014

Abstract: Credibility is the bedrock of any crisis stress test. The use of stress tests to manage systemic risk was introduced by the U.S. authorities in 2009 in the form of the Supervisory Capital Assessment Program. Since then, supervisory authorities in other jurisdictions have also conducted similar exercises. In some of those cases, the design and implementation of certain elements of the framework have been criticized for their lack of credibility. This paper proposes a set of guidelines for constructing an effective crisis stress test. It combines financial markets impact studies of previous exercises with relevant case study information gleaned from those experiences to identify the key elements and to formulate their appropriate design. Pertinent concepts, issues and nuances particular to crisis stress testing are also discussed. The findings may be useful for country authorities seeking to include stress tests in their crisis management arsenal, as well as for the design of crisis programs.

Keywords: asset quality review; financial backstop; hurdle rates; restructuring; solvency; transparency; EBA; PCAR; SCAP

“Investors don’t like uncertainty. When there’s uncertainty, they always think there’s another shoe to fall.”

*Kenneth Lay, then-CEO of Enron Corp.
20 August 2001*

1. Introduction

Stress tests have become the “new normal” in financial crisis management. They are increasingly being used by country authorities as an instrument for regaining the public’s trust in the banking system during the current global financial crisis. This new tool, known as a “crisis stress test,” is essentially a supervisory exercise accompanied by detailed public disclosure to remove widespread uncertainty about banks’ balance sheets and the authorities’ plans for those banks. Put another way, the crisis stress test is a microprudential exercise with macroprudential objectives (Figure 1). In this regard, transparency, and hence the quality of disclosure, is critical.

The concept of crisis stress testing was introduced by the U.S. authorities in early-2009 in the form of the Supervisory Capital Assessment Program (SCAP). The solvency stress testing exercise took place during the darkest days of the sub-prime loans meltdown, following a sharp loss of confidence in U.S. banks and an unprecedented decimation of their market value. The announcement of the SCAP itself was initially met with trepidation and skepticism by markets, but official clarifications surrounding the event about the aim of the exercise, the availability of a financial backstop and the subsequent publication of the methodology and results appeared to reassure markets (see Peristiani *et al.* [1]).

The SCAP represented a high-profile adoption of forward-looking techniques of stress testing which assessed the preparedness of the banks (and authorities) to deal with low-probability, high-impact events. The subsequent findings revealed that the capital needs of the largest U.S. banks at the time would be manageable even if a more adverse scenario were to materialize (see Tarullo [2]). Investor sentiment rebounded and stabilized, and the assessed banks were able to add more than \$200 billion in common equity in the following 12 months. The U.S. supervisors have since followed up on the SCAP with publicized supervisory stress tests in the form of the Comprehensive Capital Assessment Program (CCAR) and also under the Dodd-Frank Wall Street Reform and Consumer Protection Act (DFA) framework.

A crisis stress test conducted by supervisors should not be confused with a supervisory stress test undertaken during a crisis. Both types of stress tests may be used for similar purposes, *i.e.*, to: (i) determine a needed capital buffer over current solvency levels; (ii) differentiate the soundness of banks in the system as part of triage analysis; and/or (iii) quantify potential fiscal costs, depending on the magnitude of the projected shortfalls and the urgency of any required recapitalization. However, supervisory stress tests in crisis situations may be different from crisis stress tests in that: (i) the focus of the former may be to assess the condition of individual banks solely for microprudential rather than for macroprudential or system-wide stability purposes (see IMF [3]) and (ii) the former typically do not have the same degree of (public) transparency and indeed, may have to be kept confidential to avoid potentially unleashing an unmanageable backlash if the key elements necessary for publication—which we will discuss in much of this paper—are not in place.

Clearly, crisis stress tests must be credible to be successful. As in the United States, supervisory authorities in Europe have also used crisis stress tests for systemic risk management but with varying degrees of effectiveness to date. This suggests that the design of such exercises matter significantly, notably:

- The governance of the tests (*i.e.*, the stress tester and the overseer) must be perceived to be independent, with the requisite technical expertise.
- The stress tests themselves must be sufficiently stringent yet plausible. The scope, coverage, scenario design and methodology need to be considered sufficiently comprehensive and robust to capture key risks to the institutions and system.
- The stress tests should be simultaneous, consistent and comparable cross-firm assessments to enable a broader analysis of risks and an evaluation of estimates for individual institutions (Tarullo [2]). From a macroprudential perspective, they should allow for a better understanding of inter-relationships across institutions.
- The stress tests should usefully inform markets about the risks associated with the banks, and the results must be sufficiently granular such that there is clear differentiation among institutions in the first instance, to guide subsequent actions.
- Last but not least, the manner in which the stress test results will be backstopped or used must be clarified early on to guide depositors and investors.

Crisis stress tests should be seen as one element of an overall strategy to rebuild public confidence in a banking system. Ideally, such a strategy should include (i) containment; (ii) diagnostics (asset quality review (AQR), data integrity and verification (DIV), stress test); and (iii) restructuring or exit. Within the diagnostics component, the stress test itself is a forward-looking tool for determining a capital buffer against further deterioration in the real economy. As we discuss later in this paper, the preceding AQR and DIV of banks' portfolios are critical for credibility as they help to ensure that the data used in the stress test are "clean". However, the nature and extent of these exercises may differ depending on market perceptions of the reliability of the reported information and the design of the stress test.

In some cases, the restoration of the credibility of financial supervisors and regulators is another element in rebuilding public confidence. Indeed, this aspect of regaining the public's trust in the financial system is at least as, if not more important than just shedding light on the conditions of banks themselves. In the ensuing discussion, we show how perceptions of the credibility of supervisory and regulatory authorities could influence the design of key aspects of a crisis stress test.

The assessment by the Turkish authorities of its banking sector following the 2001 crisis is an example of a public diagnostic exercise which helped to restore confidence in the banking sector and its supervisor and regulator. Although it did not include a forward-looking stress test component, its overall objective and design included the necessary attributes for a credible outcome. The financial status of all domestic banks was assessed using improved accounting standards and a three-stage audit procedure, the first two of which were by independent auditors. The capital adequacy of each bank was determined and banks that were undercapitalized were required to take capital action. A financial backstop through the State Recapitalization Scheme was made available to banks that were deemed solvent, but which were unable to raise the necessary capital. The objective, method and implementation details of the exercise were published (see Banking Regulation and Supervision Agency (BRSA) [4]), as were the findings and progress on actions taken (BRSA [5]).

This paper focuses on the design of crisis stress tests, leaving the comprehensive study of other aspects of a diagnostic to future research. Work on developing a comprehensive framework for an

effective crisis stress test has been limited to date. Hirtle *et al.* [6] draw lessons from the SCAP in analyzing the complementarities between macroprudential and microprudential supervision. Schuermann [7] explores in some detail the design of stress scenarios and their application in terms of modeling losses, revenues and balance sheets—key elements in macro stress testing—in the U.S., EU and Republic of Ireland (“Ireland”) exercises. He also examines the disclosure strategies across the various exercises. Elsewhere, Langley [8] assesses more broadly the “anticipatory techniques” applied in the SCAP and their performative power vis-à-vis those applied in the European exercises. Other empirical and policy-related literature in this area has largely focused on the effectiveness of the SCAP (Bernanke [9]; Matsakh *et al.* [10]; Peristiani *et al.* [1]; Tarullo [2]), with some coverage of the European stress tests (Onado and Resti [11]).

The specific objective of this paper is to formulate guidelines for designing a crisis *solvency* stress test, based on lessons learned from previous experiences. Although a crisis stress testing exercise may cover either solvency or liquidity risk or both, we focus on the former in this paper. In this regard, our study complements the work done by Hirtle *et al.* [6] and Schuermann [7]. We employ various methodologies in our analysis:

- We first distinguish the effective crisis stress tests using financial market impact studies of recent exercises in the United States, the European Union, Ireland and Spain, including analyzing the statistical performance of the respective financials stock indices and sovereign credit default swap (CDS) spreads around the announcement of the stress test results.
- Next, we apply case study analysis to identify the key elements of a crisis stress test and to formulate the appropriate design of those elements, drawing on qualitative information from previous stress tests.
- Where relevant, we juxtapose our analysis against some of the relevant “best practice” principles presented in the literature (e.g., Basel Committee for Banking Supervision (BCBS) [12]; Board of Governors of the Federal Reserve/Federal Deposit Insurance Corporation/Office of the Comptroller of the Currency [13]; IMF [3]), while highlighting concepts, issues and nuances that may be particular to *crisis* stress testing.

Our conclusions point to an immutable fact, which is that crisis stress tests are not for the half-hearted. Ideally, the stress test should take place sufficiently early to address any crisis of confidence in the banking system and have a clearly-specified objective. Moreover, lessons learned from past experiences show that country authorities must be fully committed if they are to undertake such an exercise, lest it backfires. The authorities must be prepared to conduct a thorough, honest and transparent examination of their banking system and resolve to take appropriate follow-up action(s) on the results with the necessary resources to back them, if the exercise is to serve its purpose. Supporting activities such as AQRs and possibly follow-up stress tests are necessary to ensure the credibility of crisis stress tests. However, political economy considerations could also play an important role in the design of crisis stress tests, given the potential implications of the results for public confidence and the fiscal purse. We suggest that our findings may be useful for authorities seeking to undertake stress tests for systemic risk management and for the design of financial crisis programs.

Our paper is organized as follows. Section 2 details the relevant case studies of stress testing exercises conducted in the United States and Europe, as well as the market data used in the initial

impact study. Section 3 discusses the metrics used for defining the effectiveness of those crisis stress tests and presents the empirical analysis. Section 4 draws on those findings and the qualitative information gleaned from the case studies to identify the key stress test elements and to formulate their design. A sidebar comparing the differences between bank restructuring costs and loss estimates from crisis stress tests is presented in Section 5. Section 6 concludes.

2. The Data

Our analysis draws on four case studies covering seven crisis stress tests. The tests were conducted in the United States, the European Union, Ireland and Spain between 2009 and 2012 (Table 1). The details of the individual exercises are sourced from the respective authorities, namely, the Board of Governors of the Federal Reserve (Fed), the European Banking Association (EBA) and its predecessor, the Committee of European Banking Supervisors (CEBS), the Central Bank of Ireland (CBI) and Banco de España (BdE).

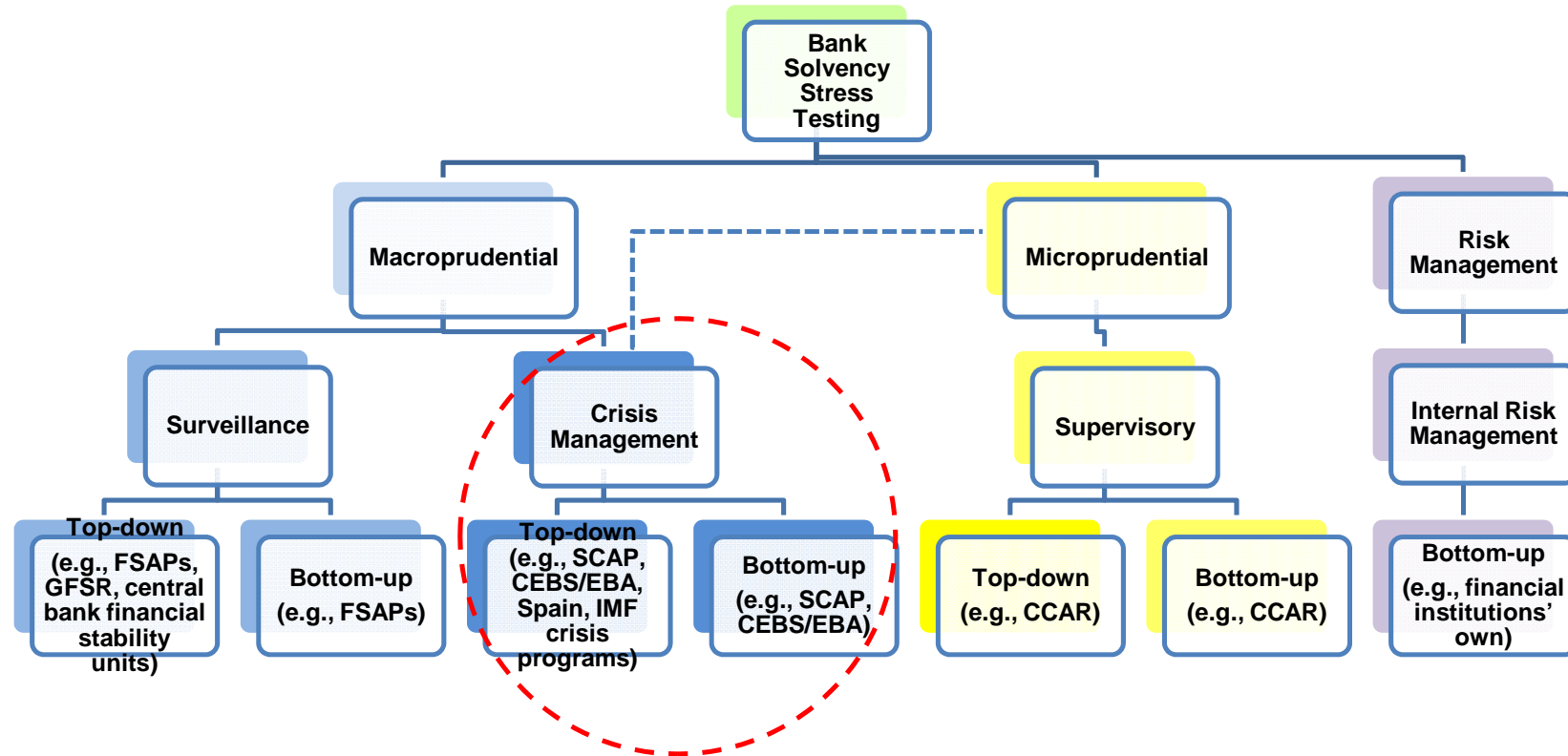
The CEBS had noted that its stress tests contrasted with the crisis stress test nature of the SCAP. The EU authority had stated that the objective of its exercise was to “*provide policy information for the assessment by individual Member States of the resilience of the EU banking sector as a whole and of the banks participating in the exercise*”, compared to the SCAP, which was linked to “*determining the individual capital needs of banks*” (CEBS [14]); however, the CEBS’ overt efforts at transparency to reassure markets—including through the announcement of aggregate results in the 2009 exercise—have been consistent with the macroprudential application of crisis stress tests.

We first identify successful crisis exercises by analyzing the performance of market indicators, consistent with existing studies. Previous research had examined the behavior of stock prices of individual U.S. banks post-SCAP (Matsakh *et al.* [10]; Peristiani *et al.* [1]) as well as the sovereign CDS spreads (Peristiani *et al.* [1]; Schuermann [7]) to determine the effectiveness of the respective crisis stress tests. Here:

- We study the *financials* stock price indices for each jurisdiction as proxies for the market’s assessment of the soundness of the respective banking systems. Stock prices represent a bellwether indicator for market confidence in that shareholders are the “first loss” investors and the evidence shows that they respond very quickly to incorporate all relevant publicly available information in their pricing (Fama [15]).
- We also consider the behavior of sovereign CDS spreads around the stress testing exercises and related events. Sovereign CDS spreads provide an indication of the perceived creditworthiness of a country, which is considered closely linked to the health of its banking sector given the potential implications for the public purse if government support is required (Mody and Sandri [16]). In several banking systems, the high holdings of sovereign debt have focused market concerns on the bank-sovereign feedback loop (Acharya *et al.* [17]; Committee on the Global Financial System [18]; Angeloni and Wolff [19]; Darraq Paries *et al.* [20]).

All market data used in this study are sourced from Bloomberg (Table 2). It should also be noted that caveats apply to the use of financial markets indicators to define the effectiveness of the stress tests in that they may also be influenced by other concurrent events which we do not isolate in this study.

Figure 1. Solvency Stress Testing Applications.



Source: Jobst *et al.* [21]; Notes: ¹ IMF staff typically defines top-down stress tests as those that are either conducted using the data of individual banks and then aggregated, or on an aggregated portfolio; bottom-up stress tests are defined as those conducted by individual institutions using their own internal risk models and data; ² Fund staff had previously conducted a rudimentary stress test of the Hungarian banking system during the crisis program discussions in late-2008 as an input into determining the size of the program, which were subsequently published (IMF [22]).

Table 1. Case Studies: Crisis Stress Tests.

Jurisdiction	Stress Testing Exercise	Stress Tester	Participating Authorities
United States	Supervisory Capital Assessment and Program 2009	Authorities	Federal Reserve (Fed), Federal Deposit Insurance Corporation (FDIC), Office of the Comptroller of Currency (OCC)
European Union	Committee of European Banking Supervisors (CEBS) 2009	Authorities	National supervisory authorities, CEBS, European Commission (EC) and European Central Bank (ECB)
	Committee of European Banking Supervisors 2010	Authorities	National supervisory authorities, CEBS, EC and ECB
	European Banking Authority (EBA) 2011	Authorities	National supervisory authorities, EBA, EC, ECB and European Systemic Risk Board (ESRB)
Ireland	Prudential Capital Assessment and Review (PCAR) 2011	Authorities with loan loss inputs from BlackRock Solutions	Central Bank of Ireland (CBI)
Spain	Top-down (TD) 2012	Oliver Wyman and Roland Berger	Banco de España (BdE), Ministry of Economy and Competitiveness (MEC), the Troika and representatives from two EU countries
	"Bottom-up" (BU) 2012	Oliver Wyman	BdE, MEC, the Troika and EBA

Sources: Fed; CBI; EBA; and BdE.

Table 2. Market Data: Financials Stock Price Index and CDS Spreads.

Jurisdiction	Stock Market		Credit Default Swaps	
	Proxy Index	Bloomberg Ticker	Proxy Index	Bloomberg Ticker
United States	S&P 500 Financials Sector Index	S5FINL [Index]	United States EUR senior 5-year	ZCTO CDS EUR SR 5Y [Corp]
European Union	STOXX Europe 600 Banks Price EUR	SX7P [Index]	iTraxx SovX Western Europe USD 5-year	SOVWE CDSI GENERIC 5Y [Corp]
Ireland	Irish Stock Exchange Financial Index	ISEF [Index]	Ireland USD senior 5-year	IRELND CDS USD SR 5Y [Corp]
Spain	MSCI Spain Financials Index	MSES0FN [Index]	Spain USD senior 5-year	SPAIN CDS USD SR 5Y [Corp]

Source: Bloomberg.

Table 3. Crisis (and Follow-up) Stress Tests: Performance Statistics 1/.

Indicator		Effectiveness of Stress Test																					
		United States				European Union				Ireland		Spain											
Instrument	Measure	Crisis		Supervisory				Crisis				Crisis		Surveillance		Crisis							
		SCAP 2009		CCAR 2011		CCAR 2012		CCAR & DFA 2013		CEBS 2009		CEBS 2010		EBA 2011		PCAR 2011 + IMF 2/		FSAP 2012 3/		TD 2012		BU 2012	
		Pre	Post	Pre	Post	Pre	Post	Pre	Post	Pre	Post	Pre	Post	Pre	Post	Pre	Post	Pre	Post	Pre	Post		
Financials stock index	Index return (160-day, in percent)	-13.7	19.1	11.4	-20.5	24.0	1.5	17.3	8.9	63.4	-1.7	-0.3	2.3	-19.5	-21.7	-67.2	78.9	-24.4	21.8	-21.4	23.8	-1.8	-5.6
	Return volatility (160-day, in percent)	6.4	2.5	1.2	2.1	2.2	1.2	0.9	0.9	2.1	1.6	2.2	1.4	1.2	2.9	4.1	3.7	2.2	2.5	2.2	2.5	2.8	1.7
Credit default swap	Spread (160-day, in basis points)	-6	-7	-4	8	-19	4	2	-14	n.a.	33	43	52	104	67	204	-193	161	-284	184	-288	-44	-90

Sources: Bloomberg; and authors' calculations; 1/ Relative to announcement of stress test results; 2/ The publication of the IMF's Third Review in September 2011 indicating that the outcomes of the PCAR were being incorporated into banks' recapitalization and restructuring plans helped provide credibility to the exercise; 3/ Included for completeness only—not intended as a crisis stress test; surveillance stress testing exercise was conducted in a crisis environment.

3. Identifying the Successful Crisis Stress Tests

We apply a simple event study-type methodology for determining the effectiveness of a crisis stress test. Given that our analytical framework is not strictly that of a formal event study, we shall refer to our assessment as an “impact study.” We classify a stress test as successful if it has been able to stabilize or improve investor sentiment towards the banking system for at least *six months* after the results are announced, providing sufficient time for follow-up action(s) to be taken. In other words, the stress test is considered to have achieved its objective if it has been able to establish a “floor” for the market during this period (Table 3), such that:

- The return on the financials stock index is relatively stable or rises in the six months following the announcement of the test results.
- The volatility of daily returns (calculated as the standard deviation over 130 days) stabilizes or declines in the six months following the announcement of the test results, relative to the preceding six months.
- The sovereign CDS spread stabilizes or narrows in the six months following the announcement of the test results.

In this context, the empirical evidence from the U.S. SCAP shows that the exercise had been successful in achieving its aim (Figure 2):

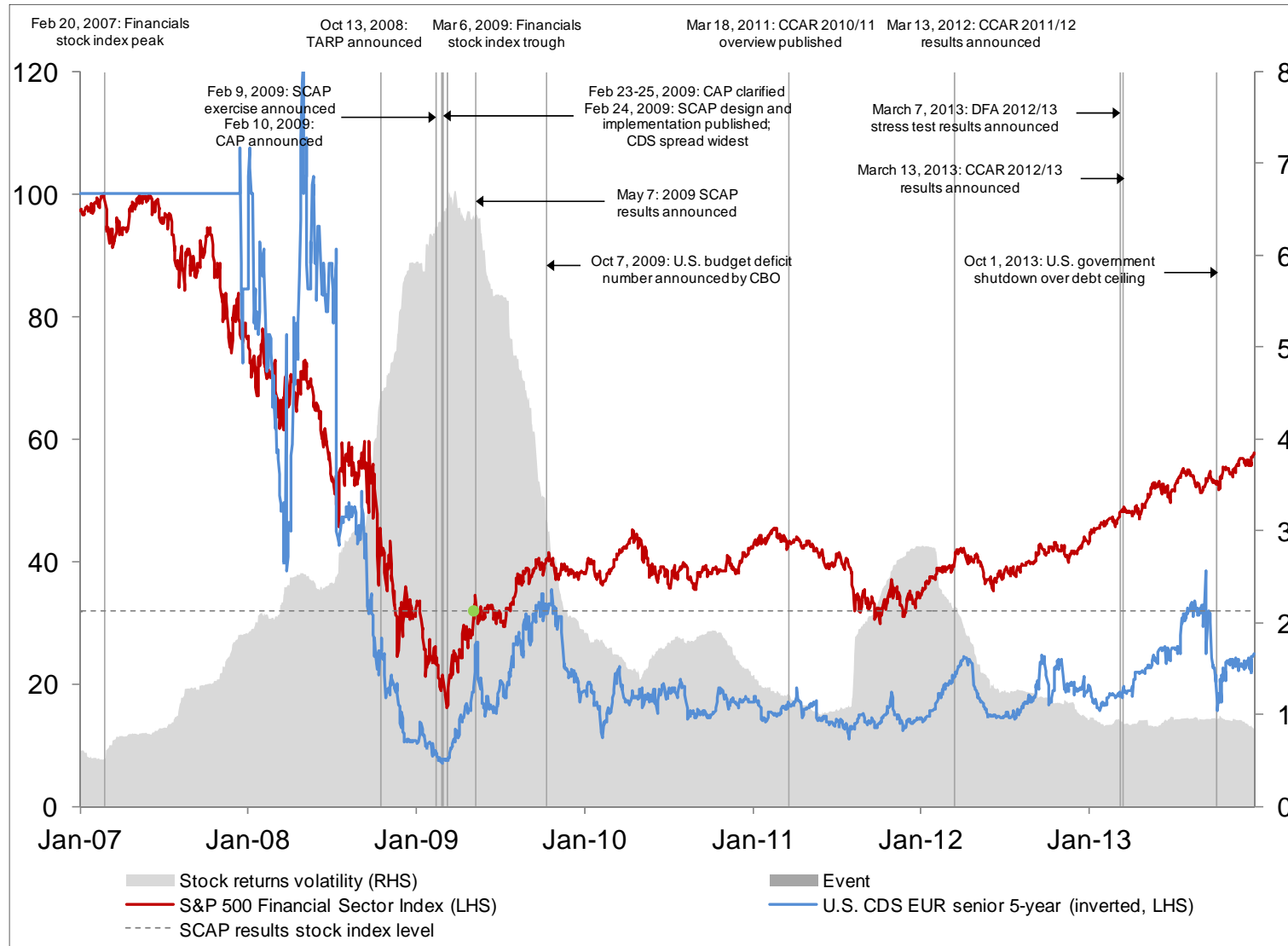
- The release of the SCAP results effectively halted and then reversed the 2-year slide in investor confidence towards the country’s banks. The financials index rose by almost 20 percent in the following six months. At the same time, market volatility—which had peaked just prior to the exercise—declined sharply over this period. Since then, the S&P 500 Financial Sector Index has largely remained above the level established by the SCAP results, although it flirted with that floor during the more volatile period in 2012 Q3.
- U.S. firms have substantially increased their capital since the SCAP. The weighted Tier 1 (T1) Common Equity ratio of the 18 bank holding companies that were in the SCAP sample has more than doubled from an average 5.6 percent at the end of 2008 to 11.3 percent in 2012 Q4, reflecting an increase in T1 Common Equity from \$393 billion to \$792 billion during the same period.
- U.S. CDS spreads narrowed in tandem with the improvement in the financials index during the SCAP period. However, they subsequently dissociated from developments in the banking sector in September 2011 as markets turned their attention to the fiscal deficit after the Congressional Budget Office (CBO) announced that the U.S. budget deficit had reached its widest as a percentage of GDP since 1945.

The turnaround in confidence in U.S. banks from the SCAP buoyed sentiment towards banks elsewhere, at least temporarily. EU banks’ stock prices benefitted from the rebound and volatility fell; however, they were unable to sustain the gains over the medium term, with some countries having to conduct separate tests subsequently:

- The stress tests of EU banking systems were less convincing. Although stock prices remained relatively stable following the announcements of the CEBS 2009 and 2010 results, the sovereign CDS spreads continued to widen (Figure 3):

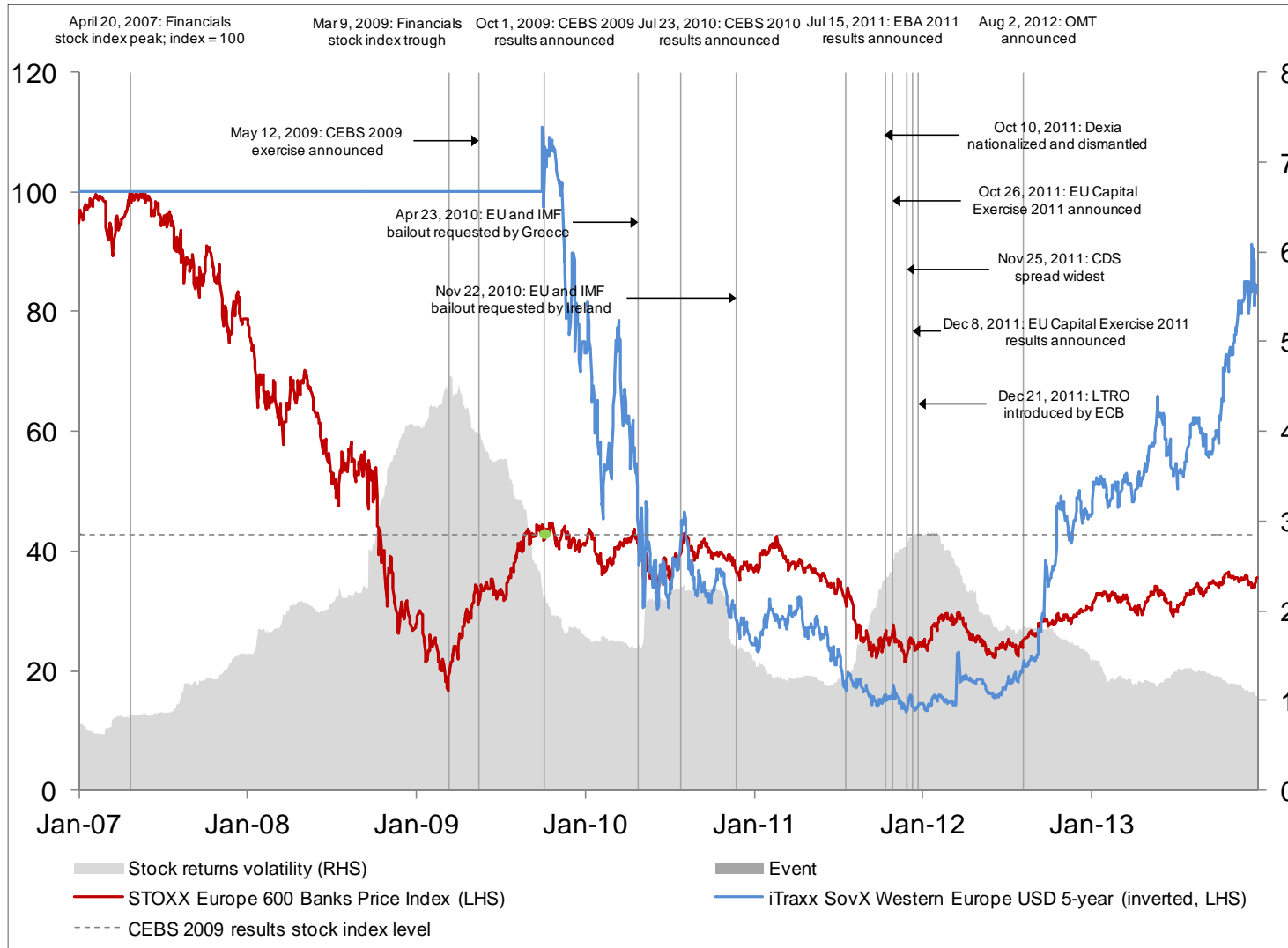
- The CEBS 2010 exercise subsequently suffered the ignominy of having Ireland request a bailout from the European Commission (EC), the European Central Bank (ECB) and the IMF (“the Troika”) weeks after the stress tests indicated that EU banks would remain sufficiently capitalized and resilient under adverse scenarios (CEBS [23]; CEBS [24]). The financials stock index followed a downward trend and despite a turnaround, it has not to this day returned to the levels recorded around the time of the CEBS 2009 stress test.
 - Similarly, systemic banks Dexia (Belgium) and Bankia (Spain) passed the EBA 2011 stress test (EBA [25]) only to require significant restructuring within a few months. These events were accompanied by sharp jumps in the volatility of stock market returns.
 - The EU Capital Exercise was subsequently announced in October 2011 in response to a rapidly evolving crisis. The disclosure of its results in December 2011, followed by the introduction of the ECB’s Long-term Refinancing Operation (LTRO) facility for financing eurozone banks later that month, halted the deterioration in confidence towards EU sovereigns as evidenced by their narrowing CDS spreads. In the former, the EBA reviewed banks’ actual capital positions as at end-June 2011 and their sovereign exposures in light of the worsening of the sovereign debt crisis in Europe, and requested that they set aside additional capital buffers by June 2012 based on September 2011 sovereign exposure figures and capital positions (EBA [26]). The announcement of the Outright Monetary Transactions (OMT) by the ECB in August 2012 further improved market confidence in the region as a whole.
- In Ireland, the Prudential Capital Assessment and Review (PCAR) 2011 exercise contributed to stabilizing market sentiment. However, it was not until the publication of the IMF’s Third Review in September 2011—six months after the release of the PCAR results—indicating that the program’s structural benchmarks had largely been met and that the outcomes of the PCAR were being incorporated into banks’ recapitalization and restructuring plans (IMF [27]), that the exercise gained credibility. In the following six months, the financials stock price index rose by almost 80 percent—albeit from a very low base—the volatility of returns fell and the sovereign CDS spreads tightened by more than 190 basis points (Figure 4).
 - In Spain, the third-party BU stress test and corresponding revelation of a comprehensive strategy to identify and deal with problem banks stabilized market sentiment. The announcement of the IMF FSAP and third-party TD stress test results coincided with increased volatility in stock price returns, but also signaled that the authorities were closer to taking concerted action to restructure the banking sector (IMF [28]; Roland Berger [29]; Oliver Wyman [30]). The subsequent publication of the Memorandum of Understanding (MoU) with the Eurogroup in July 2012, which incorporated comprehensive diagnostics of banks’ balance sheets and the details of a financial backstop, reassured investors. Stock price volatility declined sharply and sovereign CDS spreads narrowed by 90 basis points in the 6-month period following the release of the BU results (Figure 5). A summary of the effectiveness of the respective crisis stress tests is presented in Table 4.

Figure 2. United States: The Sentiment after the SCAP (Indexed to 100 on 20 February 2007).



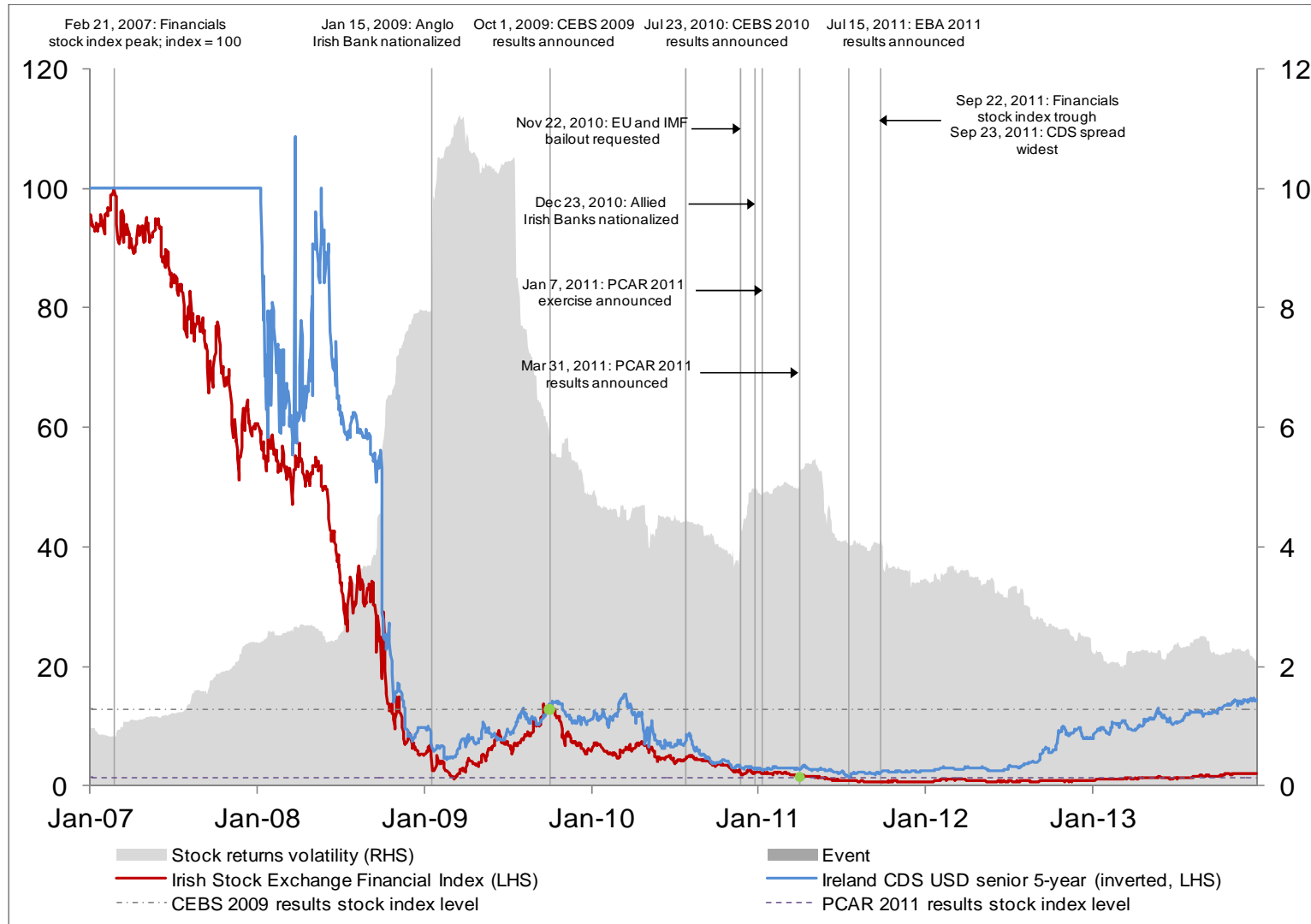
Sources: Bloomberg; Fed; various financial media; and authors' calculations.

Figure 3. European Union: The Ebb from the EBA (Indexed to 100 on 20 April 2007).



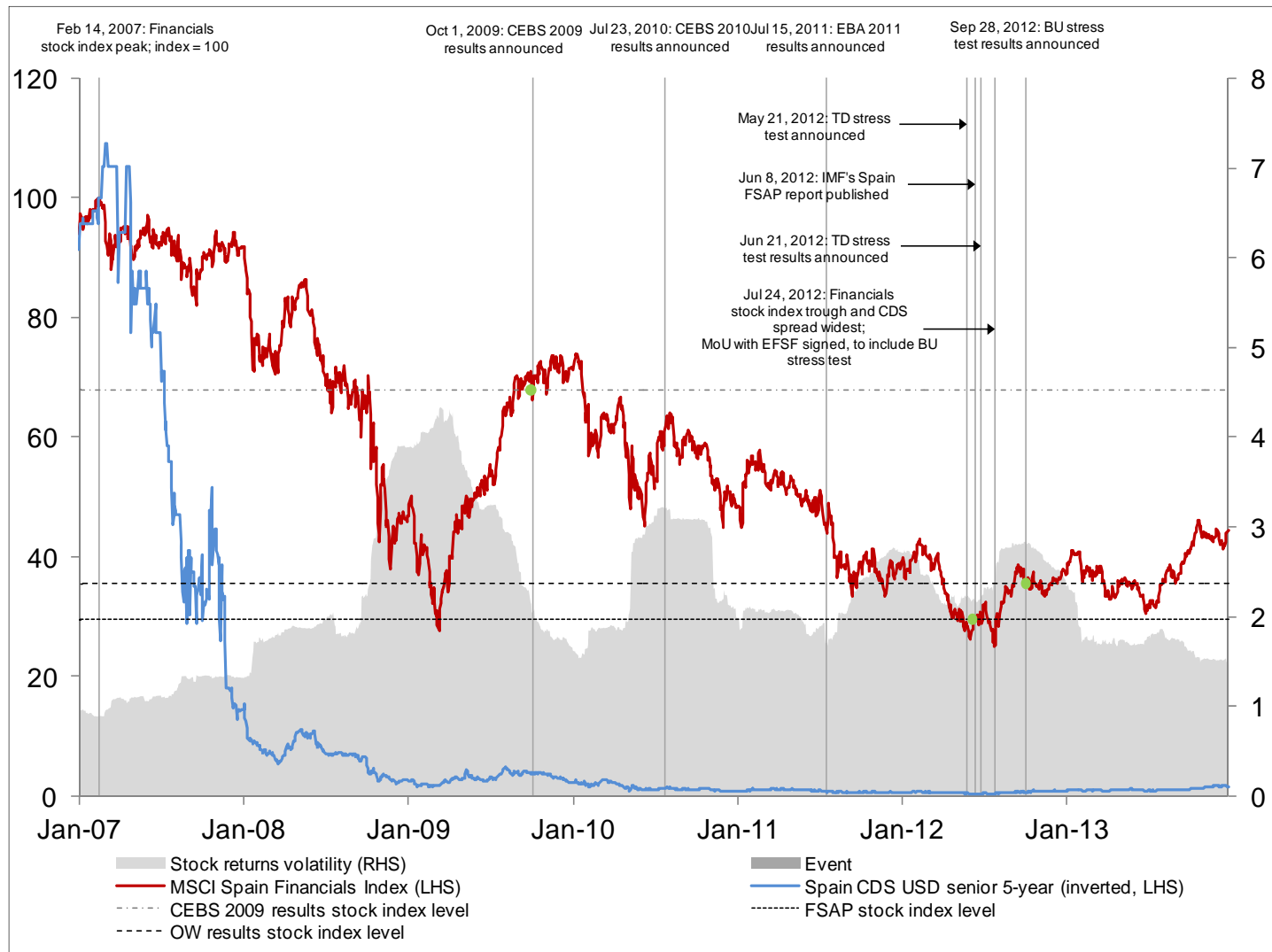
Sources: Bloomberg; EBA; various financial media; and authors' calculations.

Figure 4. Ireland: The Pain before the PCAR (Indexed to 100 on 21 February 2007).



Sources: Bloomberg; EBA; CBI; various financial media; and authors' calculations.

Figure 5. Spain: The “Floor” under the FSAP (Indexed to 100 on 14 February 2007).



Sources: Bloomberg; EBA; BdE; various financial media; and authors' calculations.

Table 4. Crisis (and Follow-up) Stress Tests: Effectiveness Scorecard.

Indicator			Effectiveness of Stress Test											
Instrument	Measure	Desired Change	United States				European Union			Ireland	Spain			
			Crisis	Supervisory			Crisis			Crisis	Surveillance	Crisis		
			SCAP 2009	CCAR 2011	CCAR 2012	CCAR & DFA 2013	CEBS 2009	CEBS 2010	EBA 2011	PCAR 2011 + IMF	FSAP 2012 1/	TD 2012	BU 2012	
Financials stock index	Index return	Approximately stable or rises	✓		✓	✓		✓	✓		✓		✓	✓
	Return volatility	Falls	✓		✓	✓		✓	✓		✓			✓
Credit default swap	Spread	Approximately stable or narrows	✓	2/	2/	2/					✓	✓	✓	✓
Effectiveness			✓		✓	✓					✓			✓

Source: Authors; 1/ Included for completeness only—not intended as a crisis stress test; surveillance stress testing exercise was conducted in a crisis environment; 2/ Driven by U.S. fiscal deficit and debt ceiling concerns.

Table 5. Crisis Stress Tests: Design Scorecard.

Framework				Application to Stress Test							
Component	Element	Design		United States	European Union			Ireland	Spain		
		Feature	Importance for Success	SCAP 2009	CEBS 2009	CEBS 2010	EBA 2011	PCAR 2011	FSAP 2012 1/	TD 2012	BU 2012
Effectiveness	...	Financials stock index stabilizes/improves and returns volatility falls	✓	✓				✓	Not applicable		✓ 2/
Timing of exercise	...	Stress test is conducted sufficiently early to arrest the decline in confidence	✓ 3/	✓	✓	✓			Not applicable		

Table 5. Cont.

Framework				Application to Stress Test							
Component	Element	Design		United States	European Union			Ireland	Spain		
		Feature	Importance for Success	SCAP 2009	CEBS 2009	CEBS 2010	EBA 2011	PCAR 2011	FSAP 2012 1/	TD 2012	BU 2012
Governance	Oversight	Oversight is provided by a third party	✗		✓	✓	✓		Not applicable	✓	✓
	Stress tester(s)	Stress test is conducted by third party	✗					4/		✓	✓
Scope	Approach	Stress test approach is bottom-up (BU)	✗ 5/	✓	✓	✓	✓	✓			
	Coverage	Stress test covers at least the systemically important banks and the majority of banking system assets	✓ 6/	✓	✓ 7/	✓	✓	✓	✓	✓	✓
Scenario design	Scenarios	Stress test applies large scenario shocks (2 std. devn. or larger)	✗								
	Risk factors	Stress test applies shocks to key risk factors	✓	✓	8/	8/	8/	✓	✓ 9/	✓ 9/	✓ 9/
	Assumptions	Scenarios are standardized across banks	✓	✓	✓	✓	✓	✓	✓	✓	✓
Behavioral assumptions are standardized across banks		✗			✓	✓	✓	✓	✓		
Capital standards	Hurdle rate(s)	Stress test applies very high hurdle rate(s) (CET > 6 percent)	✗					✓	✓	✓	✓

Table 5. Cont.

Framework				Application to Stress Test								
Component	Element	Design		United States	European Union			Ireland	Spain			
		Feature	Importance for Success	SCAP 2009	CEBS 2009	CEBS 2010	EBA 2011	PCAR 2011	FSAP 2012 1/	TD 2012	BU 2012	
Transparency	Objective	Stress test is associated with a clear and resolute objective	✓	✓		✓	✓	✓			✓	
	Objective and action plan	Follow-up action(s)	Stress test is associated with clear follow up action(s) by management/ authorities to address findings as necessary	✓	✓			✓	✓			✓
		Financing backstop	Stress test is provided with an explicit financial backstop to support the necessary follow-up action(s)	✓	✓				✓ 10/			✓
	Disclosure of technical details	Design, methodology and implementation	Stress test discloses Information	✓	✓		✓	✓	✓	✓	✓	✓
		Model(s)	Stress test discloses Information	✗ 11/						✓	✓ 12/	
		Details of assumptions	Stress test discloses Information	✓	✓		✓	✓	✓	✓	✓	✓
		Bank-by-bank results	Stress test discloses Information	✓	✓		✓	✓	✓			✓
Asset quality review (AQR)	...	AQR is undertaken as input into stress test	✓	13/				✓			✓	
Follow-up stress tests	...	Stress test assumptions on factors that management control are standardized across banks	✓ 14/	✓	✓	✓	15/	15/	Not applicable	✓	15/	
Liquidity stress test	...	Liquidity stress test accompanies solvency stress test	✗				16/	✓	✓			

Sources: Tables 3 and 4; Appendix I; and authors; 1/ Included for completeness only—not intended as a crisis stress test; 2/ Medium-term sustainability of market confidence remains to be seen; 3/ Delay may impose significant additional costs in order to be effective; 4/ Forecast losses provided by third party; 5/ Not necessary if top-down is conducted on individual banks; 6/ Delay may result in wider coverage of banks to allay increased doubts; 7/ Large cross-border banks; domestic systemically important banks making up at least 60 percent of national banking assets; 8/ Stress test did not include haircuts to sovereign debt holdings in the banking book; 9/ Takes into account the ECB’s LTRO support facility; 10/ Crisis program with the Troika; 11/ Not critical only if independent cross-checks/validation conducted; 12/ Not critical only if independent cross-checks/validation conducted; 13/ Lower-intensity, quantitative substitute for AQR; 14/ Assumptions must be sufficiently stringent and must be disclosed; 15/ Timing will take into account the AQR in the context of the Single Supervisory Mechanism (SSM) and for Spain and Ireland, the EBA 2014 exercise; 16/ The EBA conducted a confidential thematic review of liquidity funding risks.

4. Designing an Effective Crisis Stress Test

Crisis stress tests require additional considerations which may not be required of supervisory stress tests during normal times. In particular, the design of certain elements may necessarily be different from what is typically done in the latter (e.g., the timing of the test, its governance, the transparency requirements, the objective, action plan and financial backstop). Other aspects have to be constructed to withstand intense public scrutiny (e.g., the scope and scenario design). While no one particular element can alone ensure the success of a crisis stress test, each one plays a crucial part in the credibility of the exercise as a whole.

There are also additional activities that provide integral support for or complement crisis (solvency) stress tests. These include AQRs, separate liquidity stress tests and/or follow-up solvency stress tests, some or all of which may be crucial for the credibility of the original exercise itself. Our overall findings are summarized in Table 5 in a design “scorecard” comparing the features of various elements across crisis stress tests, with the associated details presented in Appendix I.

4.1. Key Elements

4.1.1. Timing

The timing of a crisis stress test is crucial. Steps to reduce uncertainty through information provision should be taken as soon as possible during a crisis. Borio *et al.* [31] posit that early recognition and intervention would avoid hidden deterioration in conditions that could magnify the costs of the eventual resolution. Pritsker [32] argues that while central bank actions such as broadening the range of acceptable collateral, loan guarantees and government-sponsored capital injections may increase bank lending during a crisis, it also increases the central bank’s exposure to credit and market risk. Such efforts would be less costly and more effective under conditions of less uncertainty, *i.e.*, it would be easier to convince potential lenders of a bank’s solvency if they have better information about the scope of the problem early on.

Experience confirms that delay by country authorities in taking resolute action in a timely manner has eventually required the incurrence of significant additional costs. First, there is the destruction of the banks’ asset values which could take a long time to recover, if at all. Second, the reputational risk to supervisory authorities also grows when a crisis is allowed to fester and deepen. Third, any loss in market, depositor and creditor confidence could potentially place significant burden on the fiscal purse and consequently, the creditworthiness of the sovereign if government support becomes necessary. Combined, these factors could give rise to greater demands when the authorities finally decide to take action, notably:

- The damage to the credibility of the authorities may be too deep-seated to overcome following a lengthy crisis. A consequence could be that they may have to contract third party stress testers and seek independent overseers to enhance the credibility of the exercise.
- Heightened uncertainty about banks’ asset quality and concerns over increasing lender forbearance could mean a more complex, resource-intensive and protracted exercise. The stress test may have to cover a much broader sample of banks than would otherwise be necessary and possibly require

additional steps, such as an AQR comprising audits and third-party expert valuations of banks' portfolios and a DIV exercise.

- Markets are likely to impose higher standards on institutions that are already under extreme pressure if they have lost all trust in the quality of assets (e.g., through expectations of higher loan loss projections and larger capital buffers).

That said, the decision as to what constitutes an “optimal” moment for introducing a crisis stress test is not clear-cut and remains largely an issue of judgment and, possibly, serendipity. As an extension of the principle espoused in IMF [3] that market views should be taken into account in designing stress tests, indicators such as stock prices, their corresponding price-to-book (PB) ratios, as well as sovereign CDS spreads could potentially be used as triggers in deciding on the timing of a crisis stress test (Table 6). However, the evidence to date is inconclusive:

- The United States was first off the rank with the SCAP following two years of decline from the February 2007 historical peak of the S&P 500 Financial Sector Index. The EU CEBS 2009 stress test was also introduced almost 2 years after the STOXX Europe 600 Banks Price Index peaked but has been less effective by comparison. The Ireland and Spain crisis stress tests took place 4 and 5½ years after the apex of their respective financials stock prices. Assuming that the decisions to stress test were made around the end of the year prior to each crisis stress test, the U.S. and European indices would have dropped by anywhere between 65–75 percent by that stage. The long-term (5-, 10- and 15-year) average index levels also do not provide any clear guide to the decision-making process by the authorities as they do not appear to have been used as trigger points. Ireland and Spain conducted their stress tests following their engagement with the Troika for financial support. By that stage, Ireland's banks had lost almost all their market value, while the equity values of Spanish banks were down by more than 60 percent.
- The PB ratio, which is typically used to assess bank valuations, may yield some hints on the timing of the crisis stress tests. These ratios were richest in late-1990s to early-2000s period for the sample jurisdictions, reaching 3.5 times for the U.S. financials and exceeding 4 times in Ireland and Spain. Long-term averages ranged from 1.8–2.2. The decision to conduct the SCAP would have been made when the PB ratio fell to unity, which could perhaps be considered a “line in the sand” for future reference. The other jurisdictions waited until their respective PB ratios had declined to well below unity, while Ireland's PCAR would have been contemplated around the time when banks' average PB ratio had dropped to below 0.3 times.
- Sovereign CDS spreads are an indicator of the market's current perception of sovereign risk. Given the systemic importance of the banking sector for economic activity, market concerns that the government may have to bail out institutions that are too big to fail, and the resulting burden on the fiscal balance, are likely to be reflected in the CDS spreads. In Europe, the sovereign-bank feedback loop from banks' large holdings of sovereign debt increased the likelihood of losses. Here, any rule-of-thumb that may have been used is less clear—spreads had ballooned to unprecedented levels across the board by the time any decision would have been taken on running the tests.

Table 6. Crisis Stress Test Jurisdictions: Financial Markets Statistics.

Indicator			Statistic				
Instrument	Measure	Timing	United States	Europe	Ireland	Spain	
Financials stock index	Level	Historical peak	509.6 (20 February 2007)	538.8 (20 April 2007)	17,951.5 (21 February 2007)	158.8 (14 February 2007)	
		End of year prior to first crisis stress test	168.8 (31 December 2008)	151.1 (31 December 2008)	414.3 (31 December 2010)	62.1 (31 December 2011)	
		<i>Change from peak (percent)</i>	-67.9	-72.0	-97.7	-60.9	
	Average level to end-year prior to stress test	5-year		398.7 (2004–2008)	393.5 (2004–2008)	7,528.5 (2006–2010)	101.8 (2007–2011)
			10-year	368.5 (1999–2008)	365.5 (1999–2008)	8,427.3 (2001–2010)	100.4 (2002–2011)
			15-year	309.0 (1994–2008)	306.5 (1994–2008)	7,434.5 (1996–2011)	91.7 (1995–2011)
	Price-to-book ratio of financials stock index	Ratio	Historical peak	3.50 (12 September 2000)	2.21 (15 May 2002)	4.16 (1 January 1999)	4.74 (17 July 1998)
			End of year prior to first crisis stress test	0.99 (31 December 2008)	0.73 (31 December 2008)	0.26 (31 December 2010)	0.72 (31 December 2011)
			<i>Change (percent)</i>	-71.7	-67.0	-93.8	-84.8
Average ratio to end of year prior to stress test		5-year		1.84 (2004–2008)	1.75 (2004–2008)	1.25 (2006–2010)	1.36 (2007–2011)
			10-year	2.24 (1999–2008)	...	1.83 (2001–2010)	1.71 (2002–2011)
	15-year	2.21 (1994–2008)		
Credit default swap	Spread (basis points)	Historical narrowest (based on data availability)	5.8 (29 April 2008)	46.0 (29 September 2009)	16.1 (24 March 2008)	1.5 (20 June 2005)	
		End of year prior to first crisis stress test	67.4 (31 December 2008)	...	608.7 (31 December 2010)	380.4 (31 December 2011)	
		<i>Change from narrowest</i>	+61.6	...	+592.6	+378.9	
		<i>Change from narrowest (percent)</i>	+1,062.1	...	+3,780.7	+25,260.0	

Sources: Bloomberg; and authors' calculations.

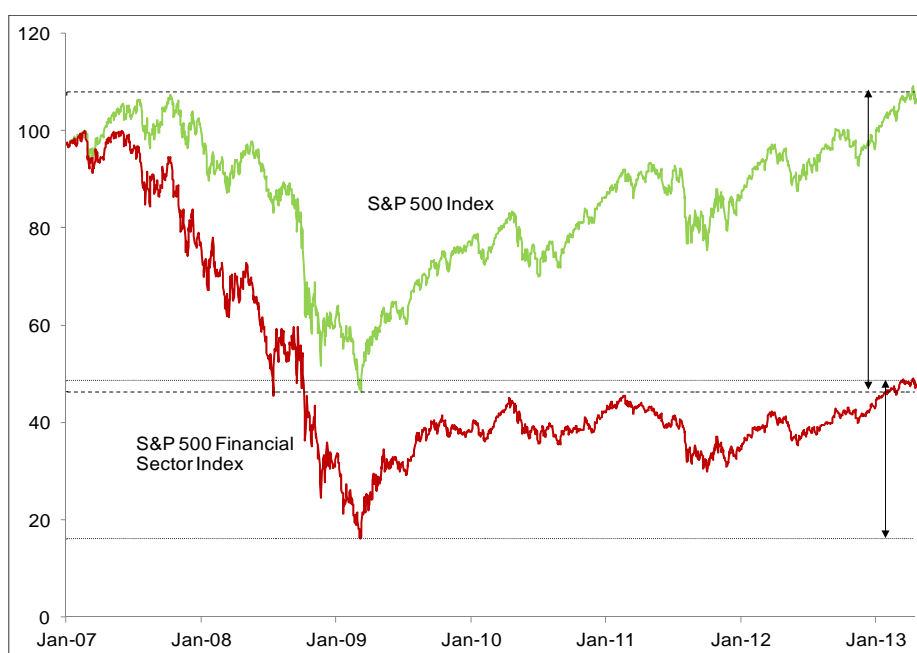
Ideally, a crisis stress test should be conducted before the crisis of confidence in the banking system becomes entrenched. However, the successful exercises to date reveal little in terms of whether they had been appropriately timed given that counterfactuals are difficult to prove:

- By all measures, the “intervention” by the U.S. authorities did halt and turn around the sharp slide in market confidence. That said, the rebound from the 80 percent loss in banks’ market value has been sluggish compared to the overall market, which has recovered all its losses from the crisis (Figure 6). The question then is whether the rise in the financials index would have been quicker and stronger had the supervisors stepped in earlier. Although bank stocks may have arguably been overvalued prior to the crisis, their PB ratio is currently well below the 15-year average.

- The eventual outcomes from the Ireland and Spain stress tests have also been positive but these achievements were almost pyrrhic. The supervisors were perceived to have lost significant credibility with markets by that stage (e.g., The Irish Times [33]; Garicano [34]). External consultants had to be employed to conduct comprehensive AQRs and in the case of Spain, to run the stress tests in order to reassure investors (third-party consultants provided forecast losses for the Ireland stress test). Moreover, the fiscal cost of supporting their respective banking systems had become so onerous that both countries had to eventually request external financial aid.

Irrespective of the timing of a crisis stress test, recognition of the problem alone is insufficient. It should be linked to restructuring if a bank's profitability is to eventually be restored. In other words, the decision to conduct a crisis stress test should also take into account the potential implications for the public purse, *i.e.*, it must be tied to the capacity of the authorities to adequately backstop and address the findings. The evidence suggests that while the timing of crisis stress tests may be important, it is insufficient in the absence of other key elements, as elaborated throughout the rest of this section.

Figure 6. United States: S&P 500 Stock Market and Financial Sector Indices (Indexed to 100 on February 20, 2007).



Sources: Bloomberg; and authors' calculations.

4.1.2. Governance

There is no hard and fast rule as to who should oversee and/or conduct the crisis stress test. The overriding requirement is that the protagonists are considered credible. In some cases, issues such as expertise, sufficiency of resources and/or political economy considerations play equally important roles in determining who they should be:

- In the United States, the oversight and execution of the SCAP relied on collaboration across supervisory agencies—the Fed, the FDIC and the OCC; supervisors of individual banks were consulted but not involved in the actual stress test analyses.
- The EU-wide stress tests were conducted by national supervisory authorities, overseen and coordinated by the EBA (which did not have direct interaction with the banks prior to or during the exercise) in cooperation with the EC and the ECB/European Systemic Risk Board (ESRB). However, the EBA had argued that it needed more legal powers over the exercise to ensure the reliability of the input data, and hence the results (see Brunsten [35]).
- In contrast, the authorities in Ireland and Spain appointed third-party contractors in their efforts to strengthen perceptions of independence and objectivity in the process. The reputation of the supervisors had been dented after their banks passed the CEBS/EBA stress tests only to require significant restructuring not long afterwards. In the case of Spain, the authorities, the Troika, the EBA and counterparts from two other European central banks were involved in the oversight of the stress testing exercises.

4.1.3. Scope

There is some flexibility to the stress testing approach taken in a crisis exercise. Ideally, a bottom-up (BU) test, cross-validated by a top-down (TD) exercise, would be the superior approach (IMF [3]; Jobst *et al.* [21]), but this may not be possible in a crisis situation where the timeframe is compressed (see Figure 1, Note 1 for IMF staff's definitions of BU and TD stress tests). Both BU and/or TD approaches have been used effectively in crisis stress tests. However, if only a TD stress test can be undertaken, it should be conducted on a bank-by-bank rather than aggregated basis, which is consistent with the need for transparency at the disclosure stage, as we discuss below. Additionally, the stress tests should be supported by inputs from AQRs (and preferably DIVs) which we cover later in this paper:

- The U.S. SCAP consisted of a BU and TD mix, with what we would deem a lower-intensity, quantitative substitute for an AQR. The supervisors applied independent quantitative methods using firm-specific data to support their assessments of banks' submissions (Fed [36]).
- The EU CEBS 2010 and the EBA 2011 exercises comprised BU tests by cross-border banking groups and simplified stress tests, based on national supervisors and reference parameters provided by the ECB, for less complex institutions. The CEBS 2010 stress test included a peer review of the results and a challenging process, as well as extensive cross-checks by the CEBS (CEBS [14]); the process evolved for the EBA 2011 exercise to incorporate consistency checks by the EBA, a multilateral review and TD analysis by the EBA and the ESRB with ECB assistance (EBA [37]).
- Ireland's PCAR 2011 was a BU exercise supported by an AQR. Banks were required to model the impact of certain assumptions on their balance sheets and profit and loss accounts (revenues and losses) based on a third party's assessment of forecast losses (CBI [38]). The stress test was perceived to be particularly credible in that it explicitly compared the loan loss estimates of the CBI with those of the third party as a cross-check of the results, which were subsequently published by the CBI.

- In Spain, two sets of crisis stress tests were conducted in 2012 and the results were published by the third party-consultants who conducted the exercises:
 - The first exercise was a TD stress test. Two consultants separately considered the historical performance and asset mix for each institution at aggregate levels to generate forward-looking projections. The consultants applied their own models, expert experiences and benchmarks (Roland Berger [29]; Oliver Wyman [30]).
 - The second stress test was conducted by one consultant, using detailed data from banks and inputs from a comprehensive AQR exercise. Specifically, the test drew on information derived from external reviews by independent auditors and real estate appraisers and from BdE central databases, to estimate individual banks' capital needs under a baseline and an adverse scenario (Oliver Wyman [39]). Structural analysis of individual banks' financial statements and business plans were undertaken. Given that the banks only ran their own models on the baseline scenario to generate net revenues, it was essentially another TD exercise—albeit at a much more granular level—but is widely referred to as a bottom-up (BU) exercise. (For differentiation purposes, we refer to the first as the TD test and the second as the BU test).

The *coverage* of banks should capture at least the systemically important institutions, given the macroprudential nature of the stress test (see IMF [3]; Jobst *et al.* [21]). In this respect, guidance has been provided by the FSB on what constitutes global and domestic systemically important banks (BCBS [40,41]). However, the sample may have to be expanded depending on the environment at the time of implementation. While some banks are of obvious systemic importance and their selection is indisputable, the difficulty has been in identifying those that are systemic at the margins, e.g., some of the smaller institutions which may have the potential to become or have become systemic under certain conditions (IMF/BIS/FSB [42]). In cases where there has been a total loss of confidence in the entire banking system and uncertainty about the soundness of individual banks is very high, the coverage may have to include even the smaller, non-systemic banks to forestall a “witch hunt” for failed and failing banks. Coverage has differed across the various crisis stress tests to date (including whether the tests were run on consolidated or domestic business data), but each exercise has captured at least 60 percent of domestic banking system assets:

- The U.S. SCAP included the 19 largest bank holding companies (BHCs), each with total assets greater than \$100 billion. They represented two-thirds of banking system assets.
- The EU CEBS 2009 stress test captured 22 large cross-border banks with 60 percent of EU banking assets; the number of banks increased to 91 in subsequent exercises, covering 21 countries and at least 50 percent of each banking sector, for an additional 5 percentage points coverage of EU banking assets. However, the flexibility for country authorities to choose which banks to include in the stress tests was perceived to have reduced the legitimacy of the exercises (Ahmed *et al.* [43]).
- Ireland's PCAR 2011 stress tested four financial institutions which accounted for 80 percent of banking system assets.
- In Spain, the TD and BU stress tests covered banks accounting for around 90 percent of total system assets. Initial concerns had been with some medium-sized and smaller banks rather than the largest, most systemic banks. However the slow deterioration in sentiment over a prolonged period and

constant revelations of new problems eventually affected perceptions of the entire banking system. In the end, the inclusion of both the largest banks and the smaller problem ones in both stress tests became necessary in order to differentiate the strong institutions from the weak ones.

4.1.4. Scenario Design

The selection of adverse *macroeconomic scenarios* in crisis stress tests represents a delicate balance between the need to be credible yet constructive. As a principle, stress scenarios should capture extreme but plausible shocks, *i.e.*, the tail risks for the financial system (BCBS [12]; IMF [3]). However, while this principle should always be applied in stress tests for surveillance purposes to support discussions on supervisory actions and crisis preparedness (Jobst *et al.* [21]) and in regular supervisory stress tests, it needs to be more nuanced in a crisis situation.

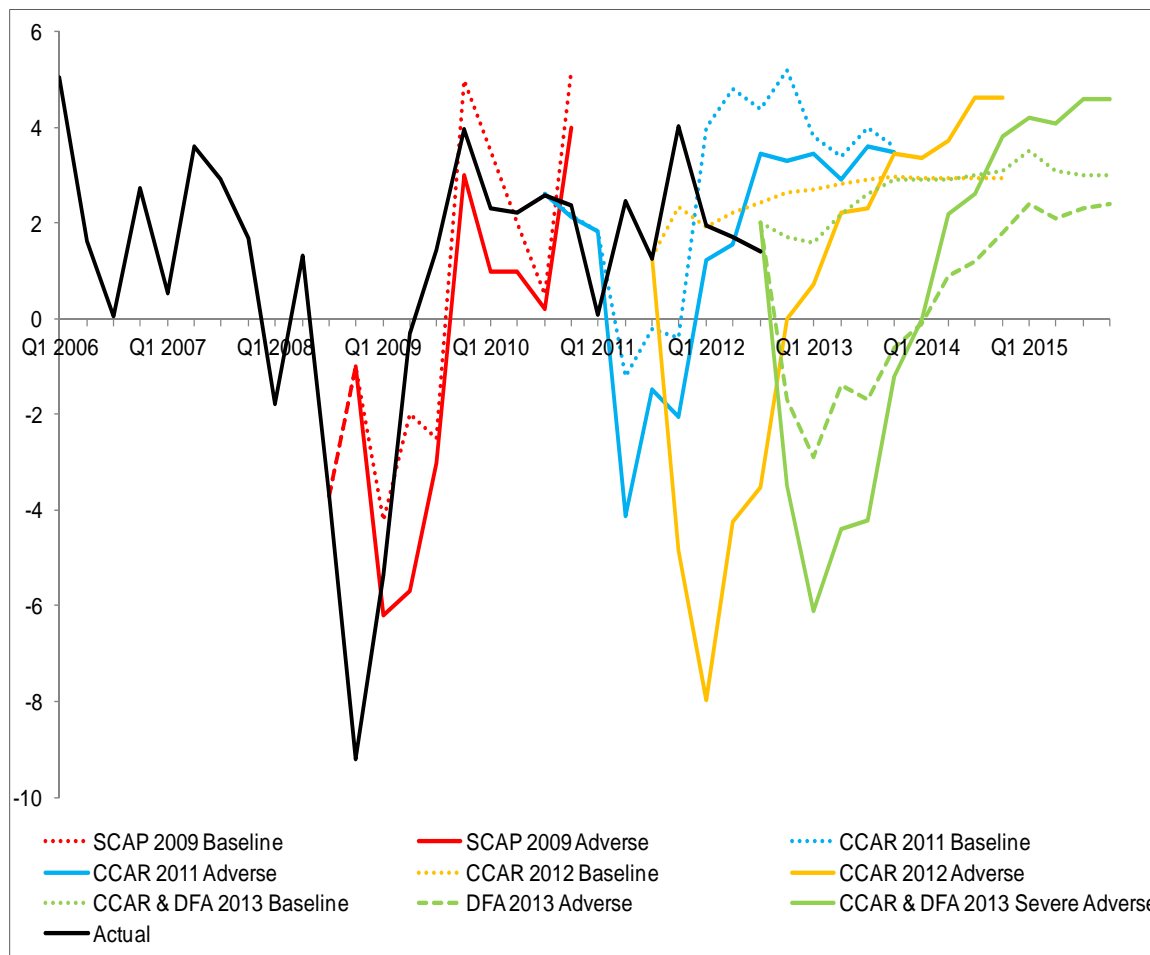
In a crisis stress test, the adverse scenario should reflect the uncertainty around the baseline. Crises are typically already tail risk events in themselves. In some cases, they may even be labeled “black swan” events at the outset, as some have argued is the case of the current global financial crisis (e.g., Helmore [44]; Skidmore [45]), although the prolonged accumulation of economic and financial imbalances may be obvious in hindsight. In such an environment, banks may already be under severe stress. In other words, the point of the cycle at which the shock is applied matters. Consequently, any implementation of further “tail of the tail” shock scenarios that would hypothetically obliterate an entire banking system would obviate any constructive planning of needed follow-up action(s) by the authorities and the banks themselves. Borio *et al.* [46] argue that it is easier to identify relevant scenarios for stress testing purposes after a crisis has erupted as the system “*does not need to be shaken so hard to reveal weaknesses.*” Rather, a key consideration in the scenario design at that stage is that the crisis stress test should be able to differentiate across institutions, as a first step towards determining whether capital injection, some other form of balance sheet restructuring or resolution is required.

The evidence from the crisis case studies suggests that the magnitudes of the macroeconomic shock scenarios per se are not an overriding element for success. The CEBS/EBA stress tests have been derided for the apparent mildness of their adverse growth stress scenarios, among other things, contributing in part for their lack of acceptance (e.g., Ahmed *et al.* [43]; Campbell [47]; Jenkins [48]; Steinhäuser [49]; IMF [50]). However, a closer examination of the other crisis stress tests suggests that this argument may be flawed:

- The CEBS 2009 and 2010 and the EBA 2011 exercises applied cumulative growth shocks averaging 1.9, 1.3 and 1.5 standard deviations from their respective baseline growth scenarios (Box 1), with attendant shocks to other macroeconomic variables. However, the test results did not gain wide acceptance.
- What is not commonly known is that the adverse growth scenario used in the SCAP was even less stressful than any of the CEBS/EBA shocks. It was equivalent to a cumulative one standard deviation from the baseline over the two-year risk horizon, determined well before the contraction had bottomed out (Figure 7). Indeed, the SCAP stress scenario was criticized by some at the time the results were announced for likely being closer to the actual baseline itself (e.g., Fox [51]). Yet, the SCAP was effective in regaining market confidence.

- Similarly, the growth shocks applied to both the Spain TD and BU stress tests were equivalent to one standard deviation from the projected baseline, while Ireland’s PCAR 2011 used the EBA scenarios.

Figure 7. United States: Baseline and Adverse Growth Scenarios for Crisis and Supervisory Stress Tests (In percent, quarter-on-quarter annualized).



Sources: Fed; and authors’ estimates of annualized quarterly growth profiles for both SCAP 2009 scenarios and the CCAR 2011 baseline scenario.

The selection of macroeconomic parameters in the scenario design does not appear to significantly influence the credibility of a crisis stress test either. The SCAP was parsimonious, with three (real GDP growth, the unemployment rate and house prices), while the Ireland and Spain stress tests employed more than a dozen different ones (Table 7). Unlike the growth scenarios, and outside of some coverage of the real estate and employment variables, the projections for most of the other variables were generally less scrutinized.

Table 7. Crisis Stress Tests: Macro-financial Parameters Scorecard.

Parameter		Application to Stress Test							
Variable	Indicator	United States	European Union			Ireland	Spain		
		SCAP 2009	CEBS 2009	CEBS 2010	EBA 2011	PCAR 2011	FSAP 2012 1/	TD 2012	BU 2012
Growth	Real GDP	✓	✓	✓	✓	✓	✓	✓	✓
	Real GNP					✓			
	Nominal GDP						✓	✓	✓
Employment	Unemployment rate	✓	✓	✓	✓	✓	✓	✓	✓
	Employment					✓			
Price evolution	CPI		2/		✓	✓	✓	✓	✓
	HICP				✓	✓			
	GDP deflator						✓	✓	✓
Consumption	Private					✓			
	Government					✓			
Trade	Exports					✓			
	Imports					✓			
	Balance of payments					✓			
Income and investment	Investment					✓			
	Personal disposable income					✓			
Real estate	Real estate prices	✓	✓	✓	✓	✓	✓	✓	✓
	Commercial property		✓	✓	✓	✓			
	Residential property		✓	✓	✓	✓	✓	✓	✓
	Land							✓	✓
Interest rates	Short-term interest rate (12 months or less)		2/	✓	✓		✓	✓	✓
	Medium-term interest rate (up to 5 years)		2/				✓	✓	✓
	Long-term interest rate (more than 5 years)		2/	✓	✓			✓	✓
Exchange rate	Relative to U.S. dollar		2/	✓	✓		✓	✓	✓
Stock market	Stock price index		2/	✓	✓		✓	✓	✓
Credit to other resident sectors	Households						✓	✓	✓
	Non-financial corporate						✓	✓	✓

Sources: CBI; EBA; Fed; IMF; Oliver Wyman; and Roland Berger; Note: Even though some variables (e.g., commodities, CDS, securitized assets) were not provided as part of the general macro scenarios, they were used in the determination of key market risk drivers; 1/ Included for completeness only—not intended as a crisis stress test; surveillance stress testing exercise was conducted in a crisis environment; 2/ Information not disclosed.

Consistent with best practice, comprehensive coverage of *material risk factors* in crisis stress tests appears to be much more relevant for the reliability of the results (BCBS [12]; Fed/FDIC/OCC [13]; IMF [3]). The global financial crisis has brought to the fore risks which had previously been in the periphery or which had not been considered, such as exposures to sovereign and other previously

low-default assets, their accounting in the banking or trading book, funding costs and cross-border exposures, among others (Jobst *et al.* [21]). The U.S. stress test covered banks' entire balance sheets (including their international exposures) while the European stress tests focused on banks' domestic loan books (Table 8), which were the main concern of investors. However, the exclusion of some important risk factors affected the credibility of some of these exercises:

- The EU stress tests have been vociferously criticized for their inadequate capture of important risk factors, owing in part to political economy constraints (see Wilson [52]; Wishart [53]). The failure to properly stress banks' sovereign exposures was considered particularly egregious in light of the debt crisis and concerns about the bank-sovereign feedback loop (e.g., Ahmed *et al.* [43]; Das [54]; Steinhauser [49]). Specifically, the haircuts imposed on banks' sovereign portfolios in the trading book during the EBA 2011 exercise were seen to have been too lenient as they only applied a market value adjustment rather than possible defaults, while the omission of any stress test of the banking book—where the majority of banks' sovereign exposures resided—meant that the main risk factor at the time had not been adequately captured.
- In Spain, concerns about lender forbearance and possible misclassifications in banks' loan books were addressed in the BU exercise. Auditors and real estate appraisers were appointed to verify the quality of the input data. The issue of sovereign risk was omitted but was considered less of an issue owing to the availability of the LTRO facility from the ECB by the time of the stress tests. The liquidity support allayed market concerns about banks' funding costs and possible deep haircuts to their sovereign debt portfolio as the pressure for banks to liquidate their holdings in the hold-to-maturity (HtM) banking book and realize the losses abated.

Box 1. Designing Crisis Stress Test Growth Scenarios.

The CEBS stress tests popularized the notion of calibrating growth shocks in terms of the number of standard deviations from the baseline. This metric allows for a more standardized comparison across stress tests at a point in time and over time. For instance, the application of a large growth shock scenario to an economy that typically experiences large and volatile growth rates may be a less significant event than to one which consistently posts more moderate and stable growth. The CEBS method for determining adverse growth scenarios consists of the following steps:

1. Calculate the 2 year growth rates over the preceding 30 years.
2. Calculate the standard deviation of the 2-year growth rates over the 30 year period.
3. Calculate the desired number of standard deviations of the 2-year growth rate.
4. Apportion the standard deviation(s) growth over the 2-year horizon and subtract from each year of the baseline forecast to derive the stressed scenario.

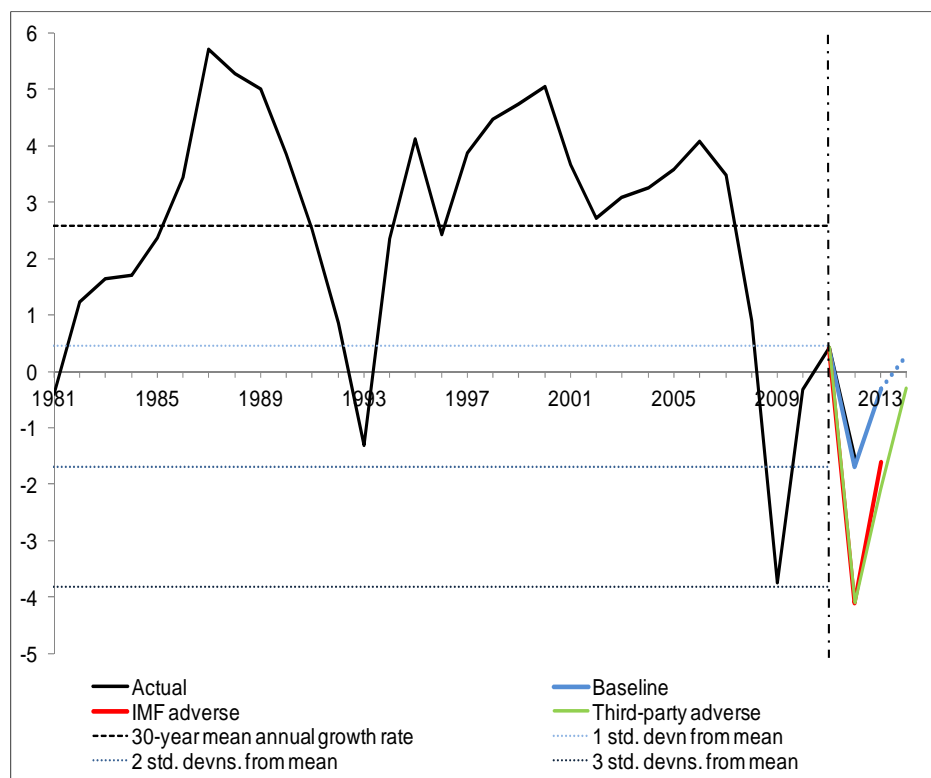
The rule of thumb in the IMF's Financial Sector Assessment Program (FSAP) scenario stress tests has generally been to apply two standard deviation shocks to growth (IMF [3]; Jobst *et al.* [21]), but calibrations have been necessary in crisis situations. For example, the Spain FSAP stress test imposed a "severe adverse" scenario of one standard deviation from the baseline GDP growth trend over a two-year risk horizon (IMF [28]). The shock came on

top of a downward adjustment to the World Economic Outlook baseline forecast to incorporate downside risks to growth from the crisis *plus* a projected fiscal adjustment. In this scenario, most of the shock to the baseline growth (about two-thirds) was assumed to occur in the first year, attributable to a sharp decline in output, further declines in house prices and rising unemployment.

Viewed from another angle, the 2-year cumulative GDP shock for Spain under the severe adverse scenario was considered extreme by historical standards, as the actual outcome proved. The GDP drop in the first year of the risk horizon approximated the largest decline in economic activity since 1945 but represented a plausible “tail of the tail” risk under the circumstances (Box Figure 1). The third-party crisis stress tests subsequently increased the second-year stress and extended both scenarios to a third year. As it turned out, the growth in 2012—the first year of the risk horizon—approximated the projected baseline.

A corroborating method to gauge the extremity of a proposed shock scenario is to determine its deviation from the long-term historical average, in standard deviation terms. In the Spain example, the adverse shock scenario extended beyond 3 standard deviations of the mean annual growth rate of the past 30 years; it exceeded even the sharp contraction experienced in 2009 and was designed to be more protracted.

Box Figure 1. Spain: 30-year Average Annual Growth Rate and Stress Test Scenarios (In percent).



Sources: Oliver Wyman [30]; World Economic Outlook; and authors' estimates.

Table 8. Crisis Stress Tests: Risk Factors Scorecard.

Risk Factor			Application to Stress Test							
Risk Type	Nature of Accounting	Exposure	United States	European Union			Ireland	Spain		
			SCAP 2009	CEBS 2009	CEBS 2010	EBA 2011	PCAR 2011	FSAP 2012 1/	TD 2012	BU 2012
Credit risk	...	Residential mortgages	✓	4/	✓	✓	✓	✓	✓	✓
		First lien	✓							
		Second lien	✓							
		Commercial and industrial loans 2/	✓							
		Corporate loans	3/	4/	✓	✓	✓	✓	✓	✓
		RE developers	✓					✓	✓	✓
		SME loans	3/			✓	✓		✓	✓
		CRE loans	✓			✓	✓			
		Financial institutions loans	✓	4/	✓	✓				
		Consumer loans (including credit card)	✓	4/	✓	✓	✓		✓	✓
		Revolving loans	3/			✓				
		Public works	3/						✓	✓
		Sovereign exposure in available-for-sale (AfS) banking book	✓			✓				
		Other loans	✓							
Market risk	Trading book	Sovereign portfolio	✓	4/	✓	✓	✓	✓		
		Financial institutions portfolio	✓	4/	✓	✓	✓	✓		
		Other securities (incl. MBS and other ABS)	✓				✓			
		Private equity holdings	✓							
		Counterparty credit exposures to OTC derivatives	✓							
		Sovereign portfolio	✓					✓		
		Financial institutions portfolio	✓					✓		
		Other securities (incl. MBS and other ABS)	✓				✓			
		Sovereign portfolio	✓							
		Other securities (incl. MBS and other ABS)	✓				✓			
Operational risk				✓	✓			
Separate liquidity risk test			5/	✓	✓			

Sources: CBI; EBA; Fed; IMF; Oliver Wyman; and Roland Berger; 1/ Included for completeness only—not intended as a crisis stress test; surveillance stress testing exercise was conducted in a crisis environment; 2/ Includes corporate, SME, revolving and public works loans; 3/ Included under “Commercial and industrial loans”; 4/ Information not disclosed; 5/ The EBA conducted a confidential thematic review of liquidity funding risks.

Another aspect of crisis stress testing is the *standardization of assumptions* and not just the assumptions themselves. Crisis stress tests tend to be more constrained in the assumptions that are employed, in order to facilitate comparisons. That said, absolute standardization is not necessary for credibility. To date, all crisis stress tests have imposed consistent macro scenario(s) on all banks within a particular jurisdiction, but *behavioral* assumptions (*i.e.*, assumptions with regard to factors that management control) have been allowed to vary, typically with cross-checks by another party to ensure their reasonableness. Ultimately, what has been more important is the publication of information relating to those assumptions so that market participants are able to replicate the results to their own satisfaction (see discussion below on communication):

- In the SCAP, the U.S. supervisors provided assumptions for the macroeconomic scenarios. Banks were asked to adapt the assumptions to reflect their specific business activities when projecting their potential losses and resources for absorbing those losses; supervisors then reviewed and assessed the firms' submissions and the quantitative methods that were used to project those losses and resources, as well as the key assumptions (Fed [36,55]). To facilitate horizontal comparisons across firms, supervisors applied their own independent quantitative methods to firm-specific data.
- The EU CEBS/EBA stress tests applied macroeconomic and sovereign shock scenarios and parameters developed by the ECB. Very detailed and prescriptive guidance on assumptions and methodologies were provided for the EBA 2011 exercise (EBA [37]). Banks' calculations were reviewed and challenged by the respective national supervisors, then analyzed by the EBA, which conducted in-depth consistency checks and challenges with national supervisors.
- Ireland's PCAR 2011 incorporated many of the parameters used for the EBA 2011 stress test. A private consultancy firm was contracted by the CBI to provide oversight and to challenge the work of the third-party stress tester and to ensure consistency across institutions and portfolios (CBI [38]).
- The Spanish stress tests used the growth scenarios and guidelines provided by a Steering Committee comprising the authorities, the Troika and counterparts from two European central banks. The process and methodology for the BU exercise were closely monitored and agreed upon with an Expert Coordination Committee from the Troika, the EBA and the authorities (Oliver Wyman [39]).

The crisis brought *forward-looking techniques* to the front and center of stress testing. Eschewing in part the backward-looking probabilistic calculations based on historical periods of stress, the scenario-based stress testing framework incorporates quantitative forecasts for a wide range of macroeconomic variables to generate a wide range of plausible outcomes. It facilitates the identification of risk concentrations in the banking system and consequently, preparedness for dealing with the dangers of an uncertain future. Langley [8] argues that the "practical usefulness" of the SCAP's results which made it possible for the authorities and the banks to act on an anticipated financial future—rather than the actual results themselves (which in fact showed that the major banks needed to raise significant additional capital) or their accuracy (which cannot be proven *ex ante*)—underpinned its success.

In a similar context, crisis stress testing has also placed the spotlight on the *modeling of revenues and losses*. While stress testing for losses has typically been to map macro-factors onto the various risk factors that drive the impairment parameters, the crisis has underscored the importance of adequately modeling losses for different categories of credit risk (*e.g.*, various types of real estate, corporate

sector, credit cards), geographic heterogeneity and a rapidly evolving macro-financial environment for which there has been no precedent. Separately, stress testing revenues—especially for stressed conditions—is largely seen to be a “black box” (Schuermann [7]). Given the importance of projected pre-provision profits in determining banks’ loss absorption capacity in stress scenarios, the credibility of these estimates are key in the overall perception of any stress testing exercise.

4.1.5. Capital Standards

The capital standards applied to crisis stress tests play a crucial role in their legitimacy, but evidence from the case studies suggests that some variability is acceptable. Countries would typically apply their existing capital frameworks. In this context, the differences in regulatory frameworks and thus difficulty in comparing stress test results across jurisdictions do not appear to be an overriding concern for markets, as long as the definition of capital is made clear in each case. Bernanke [9] notes the importance of focusing not just on the *levels* of capital but also on the *composition* of capital (which is also consistent with Basel III) in a crisis stress test:

- The U.S. authorities applied their existing capital framework. Banks were required to meet the T1 capital hurdle of 6 percent post-stress and the higher quality T1 Common Equity ratio of 4 percent post-stress. Basel I risk weights were used to calculate risk-weighted assets (RWA), providing transparency in this aspect of the stress test. Nonetheless, the authorities acknowledged in designing the SCAP that “*no single measure of capital adequacy is universally accepted or would guarantee a return of market confidence*” (Bernanke [56]).
- The EU, Ireland and Spain stress tests applied the existing Capital Requirement Directive (CRD) at the time (*i.e.*, CRD II) to the calculation of capital. The Basel II risk weights—which are more opaque—were used to calculate RWA. That said, the capital definition deviated from that of the regulatory directive.
 - The CEBS 2009 and 2010 stress tests applied a T1 hurdle rate of 6 percent. The EBA 2011 stress test evolved in line with Basel III developments—it implemented a commonly-agreed upon definition of common equity capital (“EBA Core Tier 1 (CT1)”) and applied a post-stress hurdle rate of 5 percent, noting that a higher threshold than the legal minimum was “*necessary in assessing the resilience of banks in adverse circumstances if credibility and confidence in the banking sector is to be restored*” (EBA [57]).
 - Ireland imposed a hurdle rate of 10.5 percent for the baseline scenario and 6 percent EBA CT1 under stress (up from the 4 percent required minimum), plus an additional protective buffer.
 - The Spain TD and BU stress tests applied an EBA CT1 hurdle rate of 9 percent under the baseline scenario and 6 percent for the adverse scenario.

In a crisis situation, tensions may arise between microprudential and macroprudential objectives in determining the adequacy of capital buffers (IMF [58]). While concerns such as lender forbearance and loan misclassification should be taken into account, especially in instances where AQRs are not undertaken, requiring banks to hold very high post-stress test capital ratios (microprudential) to meet—sometimes unreasonable—market expectations (see Box 2) could lead to excessive deleveraging, forestall the issuance of new credit to the economy and exacerbate the economic

downturn (macroprudential). The result could be a vicious circle of further deterioration in the asset quality of banks and consequently, further destruction of capital.

Instead, banks should build strong prudential buffers during good times so that they are in a position to reduce them during bad times in a manner that respects microprudential objectives. The design of the capital standards for the Ireland and Spain crisis stress tests applied this philosophy—banks were expected to maintain a high level of CT1 capital adequacy (which incorporated a buffer) under a central (baseline) case scenario, but were assumed to be able to draw on the buffer in the event that an extreme stress scenario were to materialize. During bad times, encouraging increases in capital *levels* rather than *ratios* could align both microprudential and macroprudential objectives.

Box 2. The Potential Impact of Capital Hurdle Rates for Crisis Stress Tests.

In a crisis stress test, where the results may require follow-up capital action, the setting of capital hurdle rates is of significant import. Combined with the magnitude(s) of the applied shock(s), hurdle rates play a potentially crucial role in estimating any required recapitalization and consequently, in any decision to restructure or exit banks from the system. These could have far-reaching implications for capital raising and possibly the fiscal budget.

The recapitalization of banks based on stress test outcomes could affect their lending capacity if the hurdle rates are set too high. As a simple example (Box Figure 2), let us assume that a bank has (i) a pre-shock CT1 ratio of 9 percent; (ii) constant RWA; and (iii) to meet a required CT1 capital adequacy hurdle rate of 11 percent post-stress, which includes a buffer. Next, consider two stress test scenarios—a baseline and an adverse:

1. Baseline (central case)

- (a) Assume that under the baseline scenario, the bank's CT1 ratio is reduced by 2 percentage points to 7 percent.
- (b) The bank is expected to take capital action that would return the CT1 ratio up to 11 percent, *i.e.*, an increase of 4 percentage points.
- (c) In other words, the bank would have to "top up" its existing 9 percent CT1 ratio with another 4 percentage points up to 13 percent, in anticipation of the baseline scenario materializing.
- (d) This means that the bank would have to hold a *total* capital adequacy ratio of more than 16 percent, once additional requirements to make up T1 and total capital are included, and even before taking into account possible items such as D-SIB or G-SIB surcharges.
- (e) If the central case growth forecast is accurate and the bank's CT1 ratio is indeed reduced by 2 percentage points, the bank would have a CT1 ratio of the targeted 11 percent.

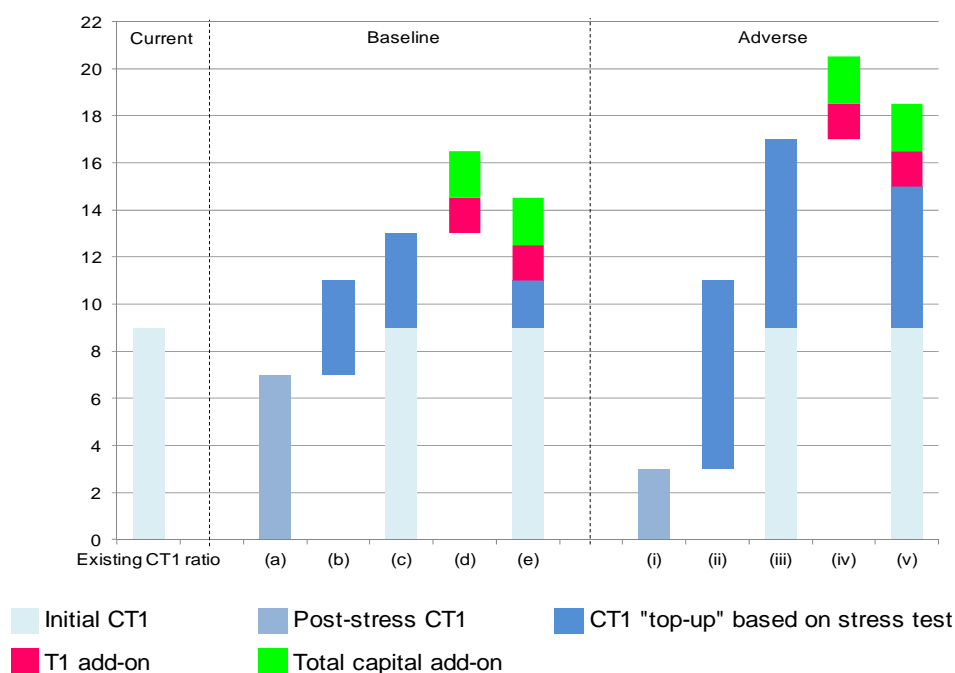
2. Adverse

- (i) Assume that under a severe adverse scenario, the tail shock sharply increases the bank's projected losses and reduces its CT1 ratio by 6 percentage points to 3 percent.

- (ii) The bank is expected to take capital action that would return the CT1 ratio back up to 11 percent, *i.e.*, an increase of 8 percentage points.
- (iii) In other words, the bank would essentially have to have a CT1 ratio of 17 percent (*i.e.*, the existing 9 percent plus another 8 percentage points).
- (iv) This means that the bank would have to hold a *total* capital adequacy ratio of more than 20 percent, once additional requirements to make up T1 and total capital are included, and even before taking into account possible items such as D-SIB or G-SIB surcharges.
- (v) If the baseline scenario were to materialize, the bank would be carrying a CT1 ratio of 15 percent (*i.e.*, 17 percent less the 2 percentage points impact).

Private sector stress tests of the Spanish banking sector in 2011–2012 applied similarly stringent assumptions. Their huge estimates of the recapitalization needs of the banks were presaged on projected losses of up to half, CT1 thresholds of up to 11 percent and a capital hole of up to €120 billion (Box Table 1). As it turned out, the baseline growth scenario for 2012 eventually became the actual outcome (Box 1).

Box Figure 2. Hypothetical Recapitalization Estimations (In percentage points) 1/.



Source: Authors; 1/ In both scenarios, the absolute amount needed to “replenish” the capital may be lower if RWA decreases in line with the loan losses.

Box Table 1. Spain: Market Estimates of Bank Recapitalization Needs with Associated Hurdle Rates.

Study	Expected Losses 1/ (In percent)	CT1 Threshold (In percent)	Recapitalization Needs (In billions of euro)
1	14	10–11	79–86
2	11–14	current level	65
3	9	...	80
4	14	10	45–55
5	16	10	33–57
6	16	9	90
7	...	11	68
8	...	current level	54–97
9	51	...	58
10	11–19	RDL 2/2011	45–119

Source: IMF [28].

4.1.6. Transparency

4.1.6.1. Objective, Action Plan and Financial Backstop

Crisis stress tests provide the financial foundation for authorities to take necessary action(s) to restore stability to the banking sector. The ultimate overarching objective should be to ensure that the financial system returns to health and that the recovery is durable. Thus, any crisis stress test should be designed to meet a well-specified policy goal, accompanied by a comprehensive strategy to address the findings:

- The former should not risk prejudging the final result—the underlying conditions of banks need to be determined first.
- The latter must be in place at the time of the commencement of the exercise to avoid any uncertainty on the part of depositors or investors who may be concerned about their holdings of bank debt or the possible dilution of their shareholdings. It should comprise a clear action plan, and credible financial backstops against possible adverse findings must be at hand (see Schuermann [7]). For instance, the revelation of a potentially large gap in bank capitalization with no market access would require other ready sources of funding to fill that capital need.
- In some cases, the restoration of solvency may require a detailed roadmap for significant balance sheet and cost restructuring. Merely raising capital would be ineffective if cleaning up balance sheets is necessary for their repair (see Borio *et al.* [46]). Importantly, any restructuring should be carried out swiftly and, as much as possible, in ways that do not worsen sovereign debt burdens (Claessens *et al.* [59]).
- In other cases, the resolution of non-viable banks may be necessary to ensure the future health of the system. Thus, having an adequate resolution framework in place to take the requisite action is also key to any successful outcome arising from crisis stress tests.

In these areas, the design and execution of crisis stress tests have varied across jurisdictions:

- The U.S. authorities are generally perceived to have stood “wholeheartedly” behind their stress test results (Onado and Resti [11]). The SCAP was designed and implemented to meet a clearly-defined policy objective with the necessary financial support.
 - The authorities explicitly noted that the aim of the SCAP was to try and change macroeconomic outcomes by ensuring that the largest banks had sufficient capital buffers so that they would remain well-capitalized and be able to continue providing credit and intermediation services even in an economic environment that was more challenging than anticipated at the time (Fed [60]; Tarullo [2]).
 - At the start of the exercise, the authorities announced that banks needing to augment their capital post-stress test would be given one month to design a detailed plan and six months to raise the requisite extra capital, and that they would be bridged by the Treasury’s firm commitment to provide contingent common equity under the Capital Assistance Program (CAP) of the Troubled Asset Relief Program (TARP) in the meantime.
 - Clarifications (or “forward guidance”) by the authorities that the SCAP would not be used as a pretext for government takeovers of the largest banks, if nationalization was not necessary, provided support for their stock prices; indeed, the stock prices of SCAP banks outperformed the non-SCAP ones during the stress test period, possibly because it was unclear how the latter would traverse the financial crisis.
- The contrast between the U.S. and EU crisis stress tests has been stark:
 - The clarity of the EU objectives improved only over time. The stated aim of the CEBS 2009 stress test was vague, with the authority initially noting that the exercise was being held in the context of supervisors’ regular risk assessment of the financial sector (CEBS [61]). In contrast, the objectives of the CEBS 2010 and the EBA 2011 exercises were explicit—to provide policy information about the overall resilience of the EU banking system for the assessment of banks’ resilience to adverse economic developments and to inform policymakers about the ability of banks to absorb those shocks (CEBS [14]; EBA [57]).
 - Moreover, little guidance was provided on possible action plans and the availability of resources to back them. Follow-up measures to the CEBS 2010 stress test were left to individual national authorities to pursue. The tests failed to reassure the markets, especially when some banking systems subsequently came under severe pressure. The EBA 2011 exercise subsequently required banks showing capital shortfalls to present their plans to restore their capital positions and to implement remedial measures within 6 months. However, the European governments could not reach any agreement prior to any of the CEBS or the EBA stress tests and could not provide any collective financial backstop for the results.
- In Ireland, the PCAR 2011 was undertaken following the government’s request for financial support from the Troika (see Department of Finance—Government of Ireland and CBI [62]). The government had requested an IMF arrangement under the Extended Fund Facility for a period of 36 months in the amount of €22.5 billion, in addition to €45 billion from the European Financial Stabilization Mechanism (EFSM)/European Financial Stability Facility (EFSF) including bilateral loans and own resources, in November 2010. The stress test formed part of the agreed reforms of

the domestic banking sector under the Financial Measures Program, the banking element of this package.

- Nowhere was the difference between having a clear objective and action plan in place and not having them more obvious than in the case of Spain. Markets remained unconvinced following the release of the results from the TD stress test in June 2012. The exercise had been undertaken to obtain an “overall figure” for the recapitalization needs of the Spanish banking system as a precursor to a more granular evaluation of individual bank portfolios as part of its request for EU assistance (Ministry of Economy and Competitiveness and BdE [63]). However, it was not accompanied by any specific details on a financial backstop or follow-up action to address the problems in the banking sector. Sentiment only firmed upon the actual signing of the MoU with the Eurogroup in July, under which financial assistance to the banking sector would be provided through the European Stability Mechanism (ESM). The aim was to use the subsequent BU stress test to identify institutions that needed to be restructured and to require concerted reforms of the banking sector as key conditions for financial support.

4.1.6.2. Disclosure of Technical Details

Transparency is an indispensable requirement of any crisis stress test. Peristiani *et al.* [1] posit that investor uncertainty about the condition of banks during a crisis stems from several sources. These include concerns as to how banks account for losses and their true capital adequacy going forward; the capital standard that regulators would apply to a bank; and how the government would deal with insolvent banks, *i.e.*, whether it would nationalize the banks and wipe out the value to investors or whether it would inject capital and mitigate investors’ losses. Goldstein and Sapra [64] argue that a key part of the supervisory disclosure on stress tests is to hold supervisors accountable for their actions ahead of time about (i) what is needed for firms to meet the test requirements; (ii) what firms that do not meet the requirements would be expected to do; and (iii) what steps supervisors would take with those firms.

The public nature of crisis stress tests is premised on the desire to improve transparency into the health of individual banks and that of the banking system as a whole. The severity of the global financial crisis has been attributable in part to bank opacity—excessive risks taken by banks were not adequately disclosed and markets could not distinguish the healthy banks from the weak ones during the crisis (Peristiani *et al.* [1]; Goldstein and Sapra [64]). Hence, detailed, quality disclosure of bank-specific information from any crisis stress test is crucial as it will allow investors and counterparties to understand the risk drivers for each institution, improve market discipline and reduce the risk premia charged (Pritsker [32]). The actual substance of the information should enable the market to do its own assessment of the scenarios, assumptions and the resulting outcomes at the bank level (Bernanke [9]; Schuermann [7]). The double-edged sword is that the disclosure of stress test results, if not properly designed, may actually create panic by introducing more noise (Goldstein and Sapra [64]).

The public disclosures surrounding the SCAP are considered to be one of the main reasons for its success. By assessing the overall needs of the U.S. financial system and the specific needs of individual banks, the exercise provided valuable information to market participants on risk concentrations (Hirtle *et al.* [6]; Langley [8]). Peristiani *et al.* [1] investigate the information value of

the SCAP and find that the supervisors' comprehensive assessments of each bank's estimated losses and capital needs under the adverse scenario produced information about the banks that private sector analysis did not already know. The up-front transparency with regard to the availability of the financial backstop then provided the necessary reassurance against those findings.

The EU exercise further demonstrated the importance of disclosing information relevant for addressing market concerns, rather than the results per se. Although bank-by-bank results were published in the CEBS 2010 and the EBA 2011 exercises, investors were skeptical about the failure to adequately stress banks' sovereign exposures in the banking book, as discussed above, and consequently remained unconvinced about their health. In particular, the disclosures of the EBA 2011 stress test results were richly documented and included details on the sovereign bond portfolios of individual banks as well as their capital composition. However, the EU authorities lacked the mandate to require any follow-up action in these areas and were thus unable to allay market concerns without being able to provide clarity on this part of the exercise. It was not until the EU Capital Exercise 2011, when banks were required to disclose the requisite sovereign capital buffers against their exposures and to submit their recapitalization plans to reach 9 percent CT1 capital (EBA [65]), that market sentiment began to bottom out (Figure 3 and IMF [50]).

More generally, the effective crisis stress tests to date have published detailed information on certain aspects of the exercise (Fed [55]; CBI [38]; Oliver Wyman [39]). Specifically, each has disclosed: (i) the stress test design and methodology and their implementation; (ii) macroeconomic, absorption capacity and loan loss assumptions; and (iii) individual bank results showing projected losses for portfolios categories considered most important by markets for a particular banking system (e.g., by loan type for the United States, Ireland and Spain), capital components and projected capital shortfalls (Table 9). Details of the stress test models have typically not been published, but markets have seemed satisfied by the detailed cross-checks and reviews conducted by the authorities or third parties.

Table 9. Crisis Stress Tests: Disclosure Scorecard.

Framework		Disclosure by Stress Test							
Component	Element	United States	European Union			Ireland	Spain		
		SCAP 2009	CEBS 2009	CEBS 2010	EBA 2011	PCAR 2011	FSAP 2012 1/	TD 2012	BU 2012
Process	Design	✓		✓	✓	✓	✓	✓	✓
	Methodology	✓		✓	✓	✓	✓	✓	✓
	Model(s)						✓	2/	✓
	Assumptions	✓		✓	✓	✓	✓	✓	✓
	<i>Macroeconomic scenarios</i>	✓	3/	✓	✓	✓	✓	✓	✓
	<i>Loan loss assumptions</i>	✓		✓	✓	✓	✓	✓	✓
	<i>Market assumptions</i>	✓		✓	✓		✓	✓	✓
	<i>P&L assumptions</i>	✓			✓	✓	✓	✓	✓

Table 9. Cont.

Framework		Disclosure by Stress Test						
Component	Element	United States	European Union			Ireland	Spain	
		SCAP 2009	CEBS 2009	CEBS 2010	EBA 2011	PCAR 2011	FSAP 2012 1/	TD 2012
Process (continued)	<i>Behavioral assumptions (incl. capital action as relevant)</i>	✓			✓	✓	✓	✓
	Implementation	✓		✓	✓	✓		✓
	System aggregate		✓		✓		✓	✓
	Loan losses		4/	✓	✓		✓	✓
	<i>By type</i>			✓	✓			✓
	Other portfolio losses		4/	✓				
	Impact on P&L			✓	✓		✓	✓
	Capital ratios			✓	✓		✓	
	Capital components (incl. RWA)			✓	✓		✓	
	Capital shortfall (incl. buffer)				✓		✓	✓
	Capital action (incl. government support measures as relevant)			✓	✓			✓
Results	Individual bank	✓		✓	✓	✓		✓
	Loan losses	✓		5/	✓	✓		✓
	<i>By type</i>	✓		5/	✓	✓		✓
	Other portfolio losses	✓		5/	✓	✓		✓
	Impact on P&L	✓			✓	✓		
	Capital ratios	✓		✓	✓	✓		✓
	Capital components (incl. RWA)	✓		✓	✓	✓		✓
	Capital shortfall (incl. buffer as relevant)	✓		✓	✓	✓		✓
	Capital action (incl. government support measures as relevant)	✓			✓			✓

Sources: CBI; EBA; Fed; IMF; Oliver Wyman; and Roland Berger; 1/ Included for completeness only—not intended as a crisis stress test; surveillance stress testing exercise was conducted in a crisis environment; 2/ Some models published; 3/ Very limited information disclosed; 4/ Combined amount provided; 5/ Only loss rates provided.

4.2. Other Important Considerations

4.2.1. Asset Quality Review

Reliable inputs are critical for the credibility of any crisis stress test. Thus, an AQR of banks' portfolios should be undertaken ahead of the stress test, although the nature and extent of the AQR may differ depending on market perceptions of the reliability of the reported information and the conduct of the stress test. It should also ideally include a DIV exercise to ensure the completeness and accuracy of data and the veracity of related information technology and risk monitoring systems at banks.

In a crisis environment, an AQR would be a first step towards a comprehensive and detailed assessment of possible stress test buffers. It would help ensure that the input data are “clean” and thus facilitate more realistic loan loss estimates. An AQR typically comprises two important but different types of costs:

- the actual cost of running the exercise, which may require a third party contractor, plus possibly input from auditors and asset valuation companies; and
- the cost of cleaning up the books first if significant inaccuracies in reporting (*i.e.*, incorrect loan and/or non-performing loan classifications) and/or lender forbearance are discovered, through loss recognition of unviable loans via additional provisioning (which flows through profits to capital); this step would be taken ahead of the stress test which would then provide an estimate of potential additional capital needs under hypothetical adverse scenarios (Appendix II).

In contrast to Ireland and Spain, where variants of more comprehensive AQRs were conducted, the U.S. stress test applied a lower-intensity substitute. Supervisors addressed the market’s concerns about the quality of banks’ loan portfolios by using a more quantitative methodology:

- Banks were instructed to estimate cash flow losses using a set of indicative loss rate ranges provided by the supervisors for specific loan categories.
- The estimates were adjusted by granular, bank-specific information on factors such as past performance, portfolio composition, origination vintage, borrower characteristics, geographic distribution, international operations and business mix to benchmark indicative loan loss parameters (Fed [36]).
- Reviews of the SCAP submissions by banks were subsequently conducted by experts in accounting and asset pricing and incorporated inputs from on-site supervisors.

Markets were reassured, banks were able to recapitalize and strengthen their balance sheets. The virtuous circle took hold as was the goal of the SCAP (see Hirtle *et al.* [6]): The largest banks could confidently continue to lend with the knowledge that the SCAP buffer would be adequate under adverse conditions, thus supporting economic recovery and consequently, the banks’ own asset quality. A possible reason for the market’s acceptance of the substitute to the AQR could be the credibility of the authorities’ review procedures and possibly perceptions of more reliable data quality in the first place.

One of the main shortcomings of the EU-wide stress tests has been the lack of any prior validation of banks’ asset quality. The EBA has recommended that national supervisors conduct AQRs on major EU banks ahead of the 2014 EU stress testing exercise, with the objective of reviewing asset classifications and valuations to help dispel concerns over deteriorating asset quality (EBA [66]). The exercise will be coordinated with the planned balance sheet assessment of the Single Supervisory Mechanism (SSM) to be conducted by the ECB, in terms of its methodology and timing. The SSM exercise will consist of a comprehensive review of the banks that will fall under direct supervision of the ECB (see Constâncio [67]).

Table 10. European Union and the United States: Evolution of Publicized Stress Testing Exercises.

Jurisdiction	Exercise	Objective	System Coverage		Risk Horizon (RH)		Growth Shock Scenarios			Capital Standards			Disclosure	
			Number of Banks Disclosed	Percent of System Assets	Actual	For Comparison over 2-year Period	Adverse			Definition	Metric(s) (Ratio)	Hurdle Rate(s)	Publication of Results	Estimated Losses (Billions)
							Std. Devn. (SD) Calculation Period	SD of 2-year Growth Rate over Period	SD of Shock over 2 Years of RH					
United States	SCAP 2009	Crisis	19	67	2009–10	2009–10	1979–2008	2.9	1.0	Fed's risk-based capital adequacy guidelines	Tier 1 common capital Tier 1 capital	4 6	Yes	USD599.2
European Union	CEBS Stress Test 2009	Crisis management	22	60	2009–10	2009–10	1979–2008	2.0	1.9	CRD	Tier 1 capital	6	No	n.a.
European Union	CEBS Stress Test 2010	Crisis management	91	65	2010–11	2010–11	1980–2009	2.5	1.3	CRD	Tier 1 capital	6	Yes	EUR565.8
European Union	EBA Stress Test 2011	Crisis management	90	65	2011–12	2011–12	1981–2010	2.7	1.5	CRD	Core Tier 1	5	Yes	EUR400.0
European Union	EBA Capital Exercise	Crisis management	65 (excl. GRE 6)	n.a.	Position as at Sep 2011	--	--	--	--	CRD	Core Tier 1	9	Yes	...
United States	CCAR 2011	Supervisory	19	65	2010 Q4–2013 Q4	2011–12	1980–2009	3.4	1.4	Fed's risk-based capital adequacy guidelines	Tier 1 common capital Tier 1 capital Total risk-based capital Tier 1 leverage	5 6 8 3 or 4	No	n.a.
United States	CCAR 2012	Supervisory	19	67	2011 Q4–2014 Q4	2011 Q4–2013 Q3	1981–2010	3.5	2.5	Fed's risk-based capital adequacy guidelines	Tier 1 common capital Tier 1 capital Total risk-based capital Tier 1 leverage	5 6 8 3 or 4	Yes	USD534.0
United States	DFA 2013	Supervisory	18	> 70	2012 Q4–2015 Q4	2012 Q4–2014 Q3	1982–2011	3.5	2.5	Fed's risk-based capital adequacy guidelines	Tier 1 common capital Tier 1 capital Total risk-based capital Tier 1 leverage	5 6 8 3 or 4	Yes	USD462.0
United States	CCAR 2013	Supervisory	18	> 70	2012 Q4 - 2015 Q4	2012 Q4–2014 Q3	1982–2011 1979–2008	3.5	2.5	Fed's risk-based capital adequacy guidelines	Tier 1 common capital Tier 1 risk-based Total risk-based capital	5 6 8	Yes	n.a.

Sources: EBA; Fed; World Economic Outlook, IMF; and authors' calculations; Notes: 1. Industry consensus growth forecasts applied for the SCAP exercise are the average of Consensus Forecasts, Blue Chip Economic Indicators and Survey of Professional Forecasters; 2. No specific numbers are provided for the CCAR 2011 and 2012 baseline growth forecasts; identical industry sources as SCAP are assumed; 3. All U.S. domiciled banking organizations are required to compute risk-based capital requirements using the regulatory capital definition (general-risk based capital rules, Basel I); none had entered a transitional floor period for RWAs as at 2011; 4. The U.S. T1 leverage minimum is 3 percent for banks with a composite Bank Holding Company Rating System (BOPEC) rating of "1" and for those that have implemented the Board's risk-based capital measure for market risk; the minimum is 4 percent for all other banks; 5. CCAR 2012 also applies Basel III framework calculations, fully phased; 6. The DFA and CCAR are closely related, but with some important differences. The projections of pre-tax net income from the DFA exercise are used as direct inputs to the CCAR. The primary difference between the two is the capital action assumptions: the Fed uses a standardized set of capital action assumptions for the DFA; in contrast, BHC's planned capital actions are incorporated in the CCAR to project post-stress capital ratios.

4.2.2. Follow-Up Stress Test(s)

Follow-up stress tests have been useful in consolidating the gains from crisis stress tests. In some cases, the former have evolved since their introduction during the crisis, more recently, with greater stringency and improved disclosure in some areas (Table 10). In the United States, follow-up *supervisory* stress tests to the SCAP have been conducted every year since. Separately, two other EU-wide *crisis* stress tests have been conducted since 2009 in efforts to regain market confidence in the region's banking system.

The U.S. supervisory stress tests have taken disclosure to another level and may yet set a new benchmark for market expectations. The supervisors implemented the CCAR in 2011 but chose to keep the results confidential, although an overview of the exercise and the stress scenario were published (Fed [68]). It coincided with a weakening in the financials stock index (Figure 2). Following the low-profile CCAR 2011 exercise, information on the CCAR 2012 and CCAR 2013, as well as the DFA 2013 stress tests were published in detail (Fed [69–73]). The disclosures included the frameworks, assumptions, methodologies and bank-by-bank results of capital ratios, projected losses by portfolio and type of loan and impact on the profit and loss account, and took into account banks' proposed capital actions. The stock prices of financial firms appeared to benefit from the renewed transparency, having trended upwards since late-2011 while volatility has continued to moderate (Figure 2). From 2013 onwards, DFA stress tests are implemented alongside the CCAR (each with different capital action assumptions). The former requires annual and mid-cycle supervisory stress tests for systemically important financial institutions and the publication of those results.

The stress scenarios for the U.S. supervisory stress tests have been appropriately more onerous than that applied in the SCAP. The CCAR 2011 projected an adverse growth shock of 1.4 standard deviations from the projected baseline, while both the 2012 and 2013 stress tests assumed adverse growth scenarios of 2.5 standard deviations (Figure 7). In the DFA mid-cycle exercise, each bank will develop its own baseline, adverse, and severely adverse scenarios to best reflect its individual operations and risks; the banks are then required to publish the results of their respective severely adverse scenarios to help “*promote market discipline and facilitate an understanding of the financial conditions and risks*” (Fed [74]). The supervisors use the stress test results to require banks to calibrate their proposed capital actions to ensure that they strengthen their capital positions.

While transparency of stress tests is critical in a crisis, its costs may be more subtle during normal times and may require trade-offs. On the one hand, it would reduce opacity and instill market discipline. It could also be pre-emptive in terms of reducing uncertainty surrounding any public stress tests in future crises if markets get used to expecting that any adverse finding will entail appropriate follow-up action(s). On the other, as Schuermann [75] observes, it could encourage banks to try and recreate the supervisory models rather than trace out their own risk profiles; or as noted by Goldstein and Sapra [64], encourage banks to hold loan portfolios that generate good performance to pass the test, but which may not be beneficial for them in the longer-term; lead to over-reaction by markets *ex post*; or deter speculators from trading on their own views and market information, thus hampering the usefulness of that information for regulatory purposes.

Follow-up stress tests are also being planned by European supervisors. Given that Europe's banking system are not yet out of the woods, these tests provide opportunities for the authorities to improve

upon previous exercises and to solidify previous gains made in regaining market confidence. As noted above, another round of EBA stress tests of EU banking systems is scheduled for 2014 (EBA [66]), the fourth since its introduction in 2009. Ireland has postponed the next round of the PCAR to 2014 H1, to take place before the EBA 2014 stress test. In Spain, the BdE has indicated that it will, going forward, include stress tests “internally and on a regular basis, in its supervisory arsenal” (BdE [76]); next steps in this area will take into account the EBA’s recommended AQR exercise and the balance sheet assessment in the context of the SSM, as well as the EBA 2014 stress test.

4.2.3. Liquidity Stress Test

Liquidity stress testing has become an important risk management tool following the manifestation of unprecedented liquidity shocks to the global banking system during the crisis. However, the earlier crisis stress tests had eschewed liquidity risk and focused on solvency risk instead. Schuermann [7] observes that the “dynamism” of liquidity positions, which are subject to rapid change, means that any snapshot at a particular point in time is unlikely to be informative by the time of disclosure. The positive outcomes of some of the solvency stress tests suggest that markets did not necessarily require supporting liquidity tests:

- Liquidity risk has not been specifically assessed as part of the EBA stress testing exercises. However, a confidential thematic review of liquidity funding risks was initiated in 2011 Q1 to assess banks’ vulnerability in relation to liquidity risk. The EBA 2011 solvency stress test analyzed the evolution of the cost of funding connected to the specific financial structure of the banks in question, in particular, the impact of increases in interest rates on assets and liabilities, including that of sovereign stress on banks’ funding costs.
- Likewise, liquidity stress tests were not conducted in Spain’s case. However, the funding costs in the solvency stress tests were assumed to increase with the proposed scenarios for the solvency stress tests.
- Ireland’s Prudential Liquidity Assessment and Review (PLAR) 2011 has been the only crisis liquidity stress test implemented to date. It covered the four PCAR banks. The exercise set bank specific funding targets consistent with Basel III and other international measures of stable, high quality funding (CBI [38]). The PCAR 2011 specified its constraints and parameters for funding costs and access to funds in line with the PLAR.

That said, it is unclear that supporting crisis liquidity stress tests would not have enhanced the solvency exercises, especially in Europe. Funding conditions for banks in the region remain impaired and the evidence suggests that market sentiment towards the banking sector and sovereigns only improved following the introduction of the LTRO and OMT facilities (Figure 3).

5. Comparing Crisis Stress Test Results with Restructuring Costs

There has been much confusion over the divergences between the capital shortfall of a bank estimated by a crisis stress test and its eventual recapitalization needs from any actual restructuring. In reality, the two exercises should *not* be expected to yield the same capital number given that they

operate under vastly different assumptions. Rather, restructuring costs should be higher for the following reasons:

- Foremost is that macroprudential stress tests should assume the Going Concern Principle. In other words, banks are assumed to operate as going concerns indefinitely and do not have to realize lifetime losses on their asset portfolios. This means that the banks are assumed to have the ability to hold loans to maturity, and stress test valuations are focused on projected cash flow credit losses related to borrowers' failure to meet their obligations rather than on their liquidation values (see Bernanke [57]). Since the results of crisis stress tests are used to help identify banks that may need to be restructured, standardization of scenarios and some key assumptions are necessary during this phase.
- Any required restructuring *after* the initial crisis stress test would be a more bespoke exercise. At that stage, a thorough assessment of the identified banks' books prior to any recapitalization would be necessary. It would typically entail the recognition of valuation losses (e.g., foreclosed real estate holdings or tax credits) or additional loan losses, which would also include some projections of future losses under stress, to determine an adequate capital buffer. Moreover, the banks' non-core assets may have to be realized towards the cost of the restructuring effort, which could include selling off investment portfolios in their respective banking books at significant haircuts.

The Spain case represents a good example of how stress test numbers could differ significantly from estimated restructuring costs (see Lister and Goodman [77]). The Fund for Orderly Bank Restructuring (*Fondo de Reestructuración Ordenada Bancaria* or FROB) recently noted three items on savings banks' balance sheets that were not captured in the crisis stress tests (see Alba [78]), namely: (i) compensation due for breach of insurance contracts; (ii) the fall in dividends from equity holdings; and (iii) differences between deferred tax credits and realized tax credits. The FROB's explanation was that the nationalized institutions tend to be subject to more strenuous stress tests on these risk factors as they are required by the competition authorities to sell off their industry equity stakes and must mark them to market, while others have the option of keeping them on the books and are not required to recognize similar losses.

6. Concluding Remarks

Stress tests have become an important instrument in supervisors' crisis management toolkit during the current global financial crisis. They are based on the concept of using a microprudential exercise for addressing macroprudential risks through improved transparency and disclosure. Introduced by the U.S. authorities through the very high profile SCAP in 2009, crisis stress tests have since been used by other jurisdictions with varying outcomes. The impact and case study analyses employed in this paper suggest that the design of particular elements of a stress test is critical if it is to be used for systemic crisis management. Moreover, an appreciation of certain concepts and nuances is necessary if the tool is to be applied constructively and the results are to be properly interpreted.

Stress testing remains an art rather than a science, where expert judgment is indispensable. However, the use of stress tests for systemic crisis management has added other dimensions to this art form, notably:

- The public nature of crisis stress tests means that they must be designed to withstand intense scrutiny. Therefore, certain elements of the design, such as the timing of the test, its governance, the objective of the exercise, the proposed action plan to address the findings and the nature of disclosure may necessarily have to be executed differently from what would be typical in normal supervisory stress tests.
- Other elements of crisis stress tests must be sufficiently rigorous so that the results are convincing. These include the scope of coverage and the scenario design, although the latter need not necessarily be complex.
- Crisis stress tests also require the support of other activities to enhance their credibility. Specifically, AQRs are vital for the reliability of the inputs, while follow-up stress tests to update markets on developments are important for consolidating previous gains. Separate liquidity stress tests to complement the solvency ones are also increasingly being employed, although not all are published.
- Political economy could play a key role in determining the effectiveness of crisis stress tests. Given the potential economic and reputational implications of the findings, the design of these tests could be influenced by political economy considerations.
- Finally, it would be remiss to discount the importance of luck in any crisis stress test. Its successful implementation may well require a dose of good fortune, e.g., in areas such as the actual health of banks, the timing of the exercise, market conditions and public receptiveness to the disclosures (see Dudley [79]).

Ultimately, the lessons learned from our study suggest that country authorities must be fully committed if they are to undertake a crisis stress test. They must have a clear objective and take action once valuations have fallen to certain levels. At that stage, and before any crisis of confidence becomes firmly entrenched, they must be prepared to transparently conduct a thorough examination of their banking system, take necessary follow-up action(s) based on the findings and have the requisite resources to back them, if the exercise is to serve its purpose of improving sentiment towards the banking system. Otherwise, the effort would likely backfire and exacerbate the loss in market confidence, with potentially devastating consequences for the real economy. Many of the design features we have identified are also relevant to confidential supervisory stress tests under crisis conditions, except perhaps for the transparency considerations.

Crisis stress tests may also be heralding a new era in transparency. Prior to the global financial crisis, supervisory stress tests were conducted in utmost confidentiality. The very public U.S. crisis stress test was succeeded by supervisory stress tests that have since provided similar levels of disclosure. Other jurisdictions are not yet out of the woods and some appropriately continue to maintain or have even improved on the transparency of their follow up crisis stress tests. It remains to be seen if they will follow suit with their supervisory stress tests in the future when the situation improves. Opinion is divided as to the desirability of unfettered transparency of stress tests during normal times, but the bar for disclosure has been set high and markets may yet demand similar standards when the crisis recedes.

Acknowledgments

The authors would like to thank Joaquin Gutierrez for his invaluable input; and Francesco Columba, Piers Haben, Daniel Hardy, Heiko Hesse, Emanuel Kopp, Toshitake Kurosawa, Caroline Liesegang, Lusine Lusinyan, Dermot Monaghan, Marina Moretti, Mohamed Norat, Antonio Pancorbo, Alvaro Piris, Til Schuermann, Liliana Schumacher, the Irish and Spanish authorities and three anonymous referees for their useful comments. All remaining mistakes are the responsibility of the authors.

Author Contributions

Both authors contributed to the conceptualization of the paper and the policy analysis. Li Lian Ong also drafted the paper and performed the empirical analysis.

Conflicts of Interest

The authors declare no conflict of interest.

References

1. Peristiani, S.; Morgan, D.P.; Savino, V. *The Information Value of the Stress Test and Bank Opacity*; FRBNY Staff Report No. 460; Federal Reserve Bank of New York: New York, NY, USA, 2010. Available online: http://www.newyorkfed.org/research/staff_reports/sr460.html (accessed on 4 September 2013).
2. Tarullo, D.K. Lessons from the Crisis Stress Tests. In Proceedings of the Federal Reserve Board International Research Forum on Monetary Policy, Washington, DC, USA, 26 March 2010. Available online: <http://www.federalreserve.gov/newsevents/speech/tarullo20100326a.htm> (accessed on 4 September 2013).
3. International Monetary Fund. *Macrofinancial Stress Testing: Principles and Practices*; IMF Policy Paper; IMF: Washington, DC, USA, 2012. Available online: <http://www.imf.org/external/pp/longres.aspx?id=4702> (accessed on 4 September 2013).
4. Bank Regulation and Supervision Agency. *Bank Capital Strengthening Program*; Bank Regulation and Supervision Agency: Ankara, Turkey, 20 February 2002. Available online: http://www.bddk.org.tr/WebSitesi/english/Reports/Other_Reports/Other_Reports.aspx (accessed on 4 September 2013).
5. Bank Regulation and Supervision Agency. *Bank Capital Strengthening Program*; Progress Report; Ankara, Turkey, 21 June 2002. Available online: http://www.bddk.org.tr/WebSitesi/english/Reports/Other_Reports/Other_Reports.aspx (accessed on 4 September 2013).
6. Hirtle, B.; Schuermann, T.; Stiroh, K. *Macroprudential Supervision of Financial Institutions: Lessons from the SCAP*; FRBNY Staff Report No. 409; Federal Reserve Bank of New York: New York, NY, USA, 2009. Available online: http://www.newyorkfed.org/research/staff_reports/index.html (accessed on 4 September 2013).
7. Schuermann, T. *Stress Testing Banks*; Wharton Financial Institutions Center Working Paper No. 12-08; University of Pennsylvania: Philadelphia, PA, USA, 2012. Available online: <http://fic.wharton.upenn.edu/fic/papers/12/p1208.htm> (accessed on 4 September 2013).

8. Langley, P. Anticipating uncertainty, reviving risk? On the stress testing of finance in crisis. *Economy Soc.* **2013**, *42*, 51–73.
9. Bernanke, B.S. The Supervisory capital assessment program—One year later. In Proceedings of the Federal Reserve Bank of Chicago 46th Annual Conference on Bank Structure and Competition, Chicago, IL, USA, 6 May 2010. Available online: <http://www.federalreserve.gov/newsevents/speech/bernanke20100506a.htm>. (accessed on 4 September 2013)
10. Matsakh, E.; Altintas, Y.; Callender, W. Stress testing in action: Lessons from the financial crisis. *Bank Account. Financ.* **2010**, *February–March*, 18–27.
11. Onado, M.; Resti, A. European Banking Authority and the Capital of European Banks: Don't shoot the messenger. Available online: <http://www.voxeu.org/article/defence-european-banking-authority> (accessed on 4 September 2013).
12. Basel Committee on Banking Supervision. *Principles for Sound Stress Testing Practices and Supervision*; BCBS Publication No. 155; Bank for International Settlements: Basel, Switzerland, 2009. Available online: <http://www.bis.org/publ/bcbs155.pdf> (accessed on 4 September 2013).
13. Board of Governors of the Federal Reserve System; Federal Deposit Insurance Corporation; Office of the Comptroller of the Currency (Federal Reserve/FDIC/OCC). *Guidance on Stress Testing for Banking Organizations with Total Consolidated Assets of More Than \$10 Billion*: SR Letter 12–7; Washington, DC, USA, 2012. Available online: <http://www.federalreserve.gov/bankinforeg/srletters/sr1207a1.pdf> (accessed on 4 September 2013).
14. Committee of European Banking Supervisors. *Questions & Answers: 2010 EU-wide Stress Testing Exercise*; Committee of European Banking Supervisors: London, UK, 23 July 2010. Available online: <http://www.eba.europa.eu/risk-analysis-and-data/eu-wide-stress-testing/2010/results> (accessed on 4 September 2013).
15. Fama, E.F. Efficient capital markets: A review of theory and empirical work. *J. Financ.* **1970**, *25*, 383–417.
16. Mody, A.; Sandri, D. *The Eurozone Crisis: How Banks and Sovereigns Came to be Joined at the Hip*; IMF Working Paper 11/269; International Monetary Fund: Washington, DC, USA, 2011. Available online: <http://www.imf.org/external/pubs/cat/longres.aspx?sk=25363> (accessed on 5 September 2013).
17. Acharya, V.V.; Drechsler, I.; Schanabl, P.A. *Pyrrhic Victory?—Bank Bailouts and Sovereign Credit Risk*; NBER Working Paper No. 17136; National Bureau of Economic Research: Cambridge, UK, 2011. Available online: <http://www.nber.org/papers/w17136> (accessed on 5 September 2013).
18. Committee on the Global Financial System. *The Impact of Sovereign Credit Risk on Bank Funding Conditions*; CGFS Papers No. 43; Bank for International Settlements: Basel, Switzerland, 2011. Available online: <http://www.bis.org/publ/cgfs43.htm> (accessed on 4 September 2013).
19. Angeloni, C.; Wolff, G. Sovereign Portfolios or Banks' Location? What Channels Sovereign Risk in to Banking Systems? Available online: <http://www.voxeu.org/article/sovereign-debt-and-bank-risk-new-evidence> (accessed on 4 September 2013).
20. Darraq Paries, M.; Faia, E.; Rodriguez Palenzuela, D. *Bank and Sovereign Debt Risk Connection*; SAFE Working Paper Series No. 7; Sustainable Architecture for Finance in Europe: Frankfurt,

- Germany, 2013. Available online: http://papers.ssrn.com/sol3/papers.cfm?abstract_id=2228494 (accessed on 4 September 2013).
21. Jobst, A.A.; Ong, L.L.; Schmieder, C. *An IMF Framework for Macroprudential Bank Solvency Stress Testing: Application to S-25 and Other G-20 Country FSAPs*; IMF Working Paper 13/68; International Monetary Fund: Washington, DC, USA, 2013. Available online: <http://www.imf.org/external/pubs/cat/longres.aspx?sk=40390.0> (accessed on 4 September 2013).
 22. International Monetary Fund. *Hungary: Request for Stand-By Arrangement*; IMF Country Report 08/361; International Monetary Fund: Washington, DC, USA, 2008. Available online: <http://www.imf.org/external/pubs/cat/longres.aspx?sk=22493> (accessed on 4 September 2013).
 23. Committee of European Banking Supervisors. *Results of the EU-wide Stress Testing Exercise*; Press Release: London, UK, 1 October 2009. Available online: <https://www.eba.europa.eu/-/cebs-press-release-on-the-results-of-the-eu-wide-stress-testing-exercise> (accessed on 4 September 2013).
 24. Committee of European Banking Supervisors. *Aggregate Outcome of the 2010 EU-wide Stress Test Exercise Coordinated by CEBS in Cooperation with the ECB*; Committee of European Banking Supervisors: London, UK, 23 July 2010.
 25. European Banking Authority. *2011 EU-wide Stress Test Aggregate Report*; European Banking Authority: London, UK, 15 July 2011. Available online: <http://www.eba.europa.eu/risk-analysis-and-data/eu-wide-stress-testing/2011/results> (accessed on 4 September 2013).
 26. European Banking Authority. *Capital Buffers for Addressing Market Concerns over Sovereign Exposures: Methodological Note*; European Banking Authority: London, UK, 8 December 2011. Available online: <http://www.eba.europa.eu/capitalexercise/2011-EU-Capital-Exercise.aspx> (accessed on 4 September 2013).
 27. International Monetary Fund. *Ireland: Third Review under the Extended Arrangement*; IMF Country Report 11/276; International Monetary Fund: Washington, DC, USA, 2011. Available online: <http://www.imf.org/external/pubs/cat/longres.aspx?sk=25223> (accessed on 4 September 2013).
 28. International Monetary Fund. *Spain: Financial System Stability Assessment*; IMF Country Report 12/137; International Monetary Fund: Washington, DC, USA, 2012. Available online: <http://www.imf.org/external/pubs/cat/longres.aspx?sk=25977> (accessed on 4 September 2013).
 29. Berger, R. *Stress Testing Spanish Banks*; Banco de España: Madrid, Spain, 21 June 2012. Available online: <http://www.bde.es/bde/en/secciones/prensa/infointeres/reestructuracion/valoracionesind> (accessed on 4 September 2013).
 30. Wyman, O. *Bank of Spain Stress Testing Exercise*; Banco de España: Madrid, Spain, 21 June 2012. Available online: <http://www.bde.es/bde/en/secciones/prensa/infointeres/reestructuracion/valoracionesind> (accessed on 4 September 2013).
 31. Borio, C.; Vale, B.; von Peter, G. *Resolving the Financial Crisis: Are We Heeding the Lessons from the Nordics?* BIS Working Paper No. 311; Bank for International Settlement: Basel, Switzerland, 2010. Available online: <http://www.bis.org/publ/work311.htm> (accessed on 4 September 2013).
 32. Pritsker, M. Informational easing: Improving credit conditions through the release of information. *Fed. Reserv. Bank N. Y. Econ. Policy Rev.* **2010**, *16*, 77–87. Available online: <http://data.newyorkfed.org/research/epr/2010.html> (accessed on 4 September 2013).

33. The Irish Times. *Has Matthew Elderfield Restored the Credibility of the Financial Regulator's Office?* The Irish Times Poll: Dublin, Ireland, 2010.
34. Garicano, L. Five Lessons from the Spanish Cajas Debacle for a New Euro-wide Supervisor. *Vox*, 16 October 2012. Available online: <http://www.voxeu.org/article/five-lessons-spanish-cajas-debacle-new-euro-wide-supervisor> (accessed on 4 September 2013).
35. Brunsten, J. EBA Needs More Legal Powers for Stress Tests, Enria Says. *Bloomberg*, 19 September 2012. Available online: <http://mobile.bloomberg.com/news/2012-09-19/eba-needs-more-legal-powers-for-stress-tests-enria-says.html> (accessed on 4 September 2013).
36. Board of Governors of the Federal Reserve System. *Frequently Asked Questions—Supervisory Capital Assessment Program*; Board of Governors of the Federal Reserve System: Washington, DC, USA, 2009.
37. European Banking Authority. *2011 EU-wide Stress Test: Methodological Note*; European Banking Authority: London, UK, 18 March 2011. Available online: <http://www.eba.europa.eu/risk-analysis-and-data/eu-capital-exercise> (accessed on 4 September 2013).
38. Central Bank of Ireland. *The Financial Measures Programme Report*, Central Bank of Ireland: Dublin, Ireland, 31 March 2011. Available online: <http://www.centralbank.ie/regulation/industry-sectors/credit-institutions/Pages/FinancialMeasuresProgramme.aspx> (accessed on 4 September 2013).
39. Wyman, O. *Asset Quality Review and Bottom-up Stress Test Exercise*; Banco de España: Madrid, Spain, 28 September 2012. Available online: <http://www.bde.es/bde/en/secciones/prensa/infointeres/reestructuracion/valoracionesind> (accessed on 4 September 2013).
40. Basel Committee on Banking Supervision. *Global Systemically Important Banks: Assessment Methodology and the Additional Loss Absorbency Requirement*; BCBS Publication No. 207; Bank for International Settlements: Basel, Switzerland, 2011. Available online: <http://www.bis.org/publ/bcbs207.htm> (accessed on 4 September 2013).
41. Basel Committee on Banking Supervision. *A Framework for Dealing with Domestic Systemically Important Banks*; BCBS Publication No. 233; Bank for International Settlements: Basel, Switzerland, 2012. Available online: <http://www.bis.org/publ/bcbs233.htm> (accessed on 4 September 2013).
42. International Monetary Fund; Financial Stability Board; Bank for International Settlements (IMF/FSB/BIS). *Guidance to Assess the Systemic Importance of Financial Institutions, Markets and Instruments: Initial Considerations. Report to the G-20 Finance Ministers and Central Bank Governors*; International Monetary Fund: Washington, DC, USA, 2009. Available online: <http://www.imf.org/external/np/g20/pdf/100109.pdf> (accessed on 4 September 2013).
43. Ahmed, E.; Appeddu, A.; Bowler, M.; Holinka, T.; Licari, J.M.; Loiseau-Aslanidi, O.; Witton, Z. *Europe Misses Again on Bank Stress Test*; Moody's Analytics Regional Financial Review: London, UK, 2011.
44. Helmore, E. *The New Sage of Wall Street*; *The Observer*, 27 September 2008. Available online: <http://www.guardian.co.uk/books/2008/sep/28/businessandfinance.philosophy> (accessed on 4 September 2013).
45. Skidmore, G. *Current Financial Crisis is a Black Swan*; *Seeking Alpha*, 6 October 2008. Available online: <http://seekingalpha.com/article/98669-current-financial-crisis-is-a-black-swan> (accessed on 4 September 2013).

46. Borio, C.; Drehmann, M.; Tsatsaronis, K. Stress-testing Macro Stress Testing: Does It Live Up to Expectations? BIS Working Paper No. 369, Bank for International Settlements, Basel, 2012. Available online: <http://www.bis.org/publ/work369.htm> (accessed on 4 September 2013).
47. Campbell, A. EBA Stress Tests: Adverse Scenario Toughened Up. *Risk Magazine*, 18 March 2011. Available online: <http://www.risk.net/risk-magazine/news/2035333/eba-stress-tests-adverse-scenario-toughened> (accessed on 4 September 2013).
48. Jenkins, P. EBA Chief Stresses Rigour of New Bank Tests. *Financial Times*, 17 March 2011. Available online: <http://www.ft.com/intl/cms/s/0/b5bf8ee8-50c7-11e0-9227-00144feab49a.html#axzz2Oaias6ew> (accessed on 4 September 2013).
49. Steinhauser, G. EU: 2011 Bank Stress Tests to be Tougher than 2010. *The Washington Post*, 18 March 2011. Available online: <http://www.washingtonpost.com/wp-dyn/content/article/2011/03/18/AR2011031800582.html> (accessed on 4 September 2013).
50. International Monetary Fund. *Key Aspects of Macprudential Policy*; International Monetary Fund: Washington, DC, USA, 2013. Available online: <http://www.imf.org/external/pubs/ft/scr/2013/cr1368.pdf> (accessed on 4 September 2013).
51. Fox, J. First of All, It's Not a Stress Test, It's a SCAP... *Time*, 24 April 2009. Available online: <http://business.time.com/2009/04/24/first-of-all-its-not-a-stress-test-its-a-scap> (accessed on 4 September 2013).
52. Wilson, H. European Banking Authority was Hobbled over Stress Tests. *The Telegraph*, 17 July 2011. Available online: <http://www.telegraph.co.uk/finance/financialcrisis/8642492/European-Banking-Authority-was-hobbled-over-stress-tests.html> (accessed on 4 September 2013).
53. Wishart, I. Stress Tests: Getting It Right This Time Around? *EuropeanVoice.com*, 10 February 2011. Available online: <https://www.europeanvoice.com/article/imported/stress-tests-getting-it-right-this-time-around-/70226.aspx> (accessed on 4 September 2013).
54. Das, S. The EBA Stress Tests—Not the Real Thing. *Eurointelligence*, 26 July 2011.
55. Board of Governors of the Federal Reserve System. *The Supervisory Capital Assessment Program: Design and Implementation*; Board of Governors of the Federal Reserve System: Washington, DC, USA, 24 April 2009.
56. Bernanke, B.S. The supervisory capital assessment program. In Proceedings of the Federal Reserve Bank of Atlanta 2009 Financial Markets Conference, Jekyll Island, Georgia, 11 May 2009. Available online: <http://www.federalreserve.gov/newsevents/speech/bernanke20090511a.htm> (accessed on 4 September 2013).
57. European Banking Authority. *Questions and Answers on the EBA 2011 EU-wide Stress Test*; European Banking Authority: London, UK, 18 March 2011.
58. International Monetary Fund. *European Union: Stress Testing of Banks*; IMF Country Report 13/68; International Monetary Fund: Washington, DC, USA, 2013. Available online: <http://www.imf.org/external/pubs/cat/longres.aspx?sk=40396> (accessed on 4 September 2013).
59. Claessens, S.; Pazarbasioglu, C.; Laeven, L.; Dobler, M.; Valencia, F.; Nedelescu, O.; Seal, K. *Crisis Management and Resolution: Early Lessons from the Financial Crisis*; IMF Staff Discussion Note 11/05; International Monetary Fund: Washington, DC, USA, 2011. Available online: <http://www.imf.org/external/pubs/cat/longres.aspx?sk=24694.0> (accessed on 4 September 2013).

60. Board of Governors of the Federal Reserve System. *The Supervisory Capital Assessment Program: Overview of Results*; Board of Governors of the Federal Reserve System: Washington, DC, USA, 2009.
61. Committee of European Banking Supervisors. *CEBS' Statement on Stress Testing Exercise*; Committee of European Banking Supervisors: London, UK, 2009. Available online: <https://www.eba.europa.eu/-/cebs-s-statement-on-stress-testing-exercise> (accessed on 4 September 2013).
62. Department of Finance—Government of Ireland and Central Bank of Ireland. *Lett. of Intent, Memorandum of Economic and Financial Policies and Technical Memorandum of Understanding*; Department of Finance—Government of Ireland: Dublin, Ireland, 3 December 2010. Available online: www.imf.org/external/np/loi/2010/irl/120310.pdf (accessed on 4 September 2013).
63. Ministry of Economy and Competitiveness; Banco de España. *Methodology and Results of the Independent Stress Tests*; Banco de España: Madrid, Spain, 21 June 2012. Available online: <http://www.bde.es/bde/en/secciones/prensa/infointeres/reestructuracion/valoracionesind> (accessed on 4 September 2013).
64. Goldstein, I.; Sapra, H. *Should Banks' Stress Test Results be Disclosed? An Analysis of the Costs and Benefits*; Committee on Capital Markets Regulation: Cambridge, MA, USA, 2012.
65. European Banking Authority, 2011. *Results of Bank Recapitalization Plan*; European Banking Authority: London, UK, 8 December 2011. Available online: <http://www.eba.europa.eu/risk-analysis-and-data/eu-capital-exercise> (accessed on 4 September 2013).
66. European Banking Authority. *EBA Recommends Supervisors to Conduct Asset Quality Reviews and Adjusts the Next EU-wide Stress Test Timeline*; European Banking Authority: London, UK, 16 May 2013. Available online: <http://www.eba.europa.eu/-/eba-recommends-supervisors-to-conduct-asset-quality-reviews-and-adjusts-the-next-eu-wide-stress-test-timeline> (accessed on 4 September 2013).
67. Constâncio, V. Establishment of the single supervisory mechanism: The first pillar of the banking union. In Proceedings of the 11th Annual European Financial Services Conference, Brussels, Belgium, 31 January 2013. Available online: <http://www.ecb.int/press/key/date/2013/html/sp130131.en.html> (accessed on 4 September 2013).
68. Board of Governors of the Federal Reserve System. *Comprehensive Capital Analysis and Review: Objectives and Overview*; Board of Governors of the Federal Reserve System: Washington, DC, USA, 18 March 2011. Available online: <http://www.federalreserve.gov/newsevents/press/bcreg/20110318a.htm> (accessed on 4 September 2013).
69. Board of Governors of the Federal Reserve System. *Comprehensive Capital Analysis and Review: Summary Instructions and Guidance*; Board of Governors of the Federal Reserve System: Washington, DC, USA, 22 November 2011. Available online: <http://www.federalreserve.gov/newsevents/press/bcreg/20111122a.htm> (accessed on 4 September 2013).
70. Board of Governors of the Federal Reserve System. *Comprehensive Capital Analysis and Review 2012: Methodology and Results for Stress Scenario Projections*; Board of Governors of the Federal Reserve System: Washington, DC, USA, 13 March 2012. Available online:

- <http://www.federalreserve.gov/newsevents/press/bcreg/20120313a.htm> (accessed on 4 September 2013).
71. Board of Governors of the Federal Reserve System. *Comprehensive Capital Analysis and Review 2013: Summary Instructions and Guidance*; Board of Governors of the Federal Reserve System: Washington, DC, USA, 9 November 2012. Available online: <http://www.federalreserve.gov/newsevents/press/bcreg/20121109b.htm> (accessed on 4 September 2013).
 72. Board of Governors of the Federal Reserve System. *Dodd-Frank Act Stress Test 2013: Supervisory Stress Test Methodology and Results*; Board of Governors of the Federal Reserve System: Washington, DC, USA, 7 March 2013. Available online: <http://www.federalreserve.gov/newsevents/press/bcreg/20130307a.htm> (accessed on 4 September 2013).
 73. Board of Governors of the Federal Reserve System. *Comprehensive Capital Analysis and Review 2013: Assessment Framework and Results*; Board of Governors of the Federal Reserve System: Washington, DC, USA, 14 March 2013. Available online: <http://www.federalreserve.gov/newsevents/press/bcreg/20130314a.htm> (accessed on 4 September 2013).
 74. Board of Governors of the Federal Reserve System. *Dodd-Frank Act Mid-Cycle Stress Tests 2013: Summary Instructions*; Board of Governors of the Federal Reserve System: Washington, DC, USA, May 2013. Available online: <http://www.federalreserve.gov/newsevents/press/bcreg/20130513a.htm> (accessed on 4 September 2013).
 75. Schuermann, T. The Fed's Stress Tests Add Risk to the Financial System. *The Wall Street Journal*, 20 March 2013. Available online: <http://online.wsj.com/news/articles/SB10001424127887324532004578362543899602754> (accessed on 4 September 2013).
 76. Banco de España. *Financial Stability Report*; Banco de España: Madrid, Spain, May 2013. Available online: http://www.bde.es/bde/en/secciones/informes/boletines/Informe_de_Estab/anoactual (accessed on 4 September 2013).
 77. Lister, T.; Goodman, A. Spanish Banks 'Need 40 billion' as Eurozone Ministers Prepare for Talks. *CNN*, 9 June 2012. Available online: <http://www.cnn.com/2012/06/09/world/europe/spain-imf> (accessed on 4 September 2013).
 78. Alba, M. El FROB Reconoce Que el Test de Oliver Wyman se Quedó Corto: Detecta Ya Tres Nuevos Peligros. *Vozpopuli*, 26 February 2011. Available online: <http://vozpopuli.com/economia-y-finanzas/21932-el-frob-reconoce-que-el-test-de-oliver-wyman-se-queda-corto-detecta-ya-tres-nuevos-peligros> (accessed on 4 September 2013).
 79. Dudley, W. U.S. Experience with Bank Stress Tests. Speech at the Group of 30 Plenary Meeting, Bern, Switzerland, 28 May 2011. Available online: <http://www.newyorkfed.org/newsevents/speeches/2011/dud110627.html> (accessed on 4 September 2013).

Appendix I. Case Studies of Crisis Solvency Stress Tests: United States, European Union, Ireland and Spain

Table A1. Crisis Stress Tests: Features of Design.

Framework			Application to Stress Test							
Component	Element	Design Feature	United States	European Union (EU)			Republic of Ireland	Spain		
			Supervisory Capital Assessment Program (SCAP)	Committee of European Banking Supervisors (CEBS) 2009	Committee of European Banking Supervisors (CEBS) 2010	European Banking Authority (EBA) 2011	Prudential Capital Assessment Review (PCAR) 2011	IMF Financial Sector Assessment Program (FSAP) 2012 1/	Top-down (TD) 2012 Exercise	Bottom-up (BU) 2012 Exercise
Effectiveness	...	Financials stock index stabilizes/ improves, the index returns volatility falls and the sovereign CDS spread stabilizes or narrows.	• Yes—The financials stock index never again fell below the level recorded at the time the stress test results were announced; volatility dropped sharply following the announcement of results.	• No.	• No.	• No.	• Yes, the financial stock index rose sharply; the volatility of returns dropped, and the sovereign CDS spread narrowed significantly after the publication of the IMF’s Third Review in September 2011 helped give credence to the exercise.	• Not applicable—The FSAP stress test was not intended as a crisis management exercise.	• No.	• Yes—The financials stock stabilized around the level recorded at the time the stress test results were announced; volatility dropped sharply; and the sovereign CDS spread narrowed significantly..

Table A1. Cont.

Framework			Application to Stress Test							
Component	Element	Design Feature	United States	European Union (EU)			Republic of Ireland	Spain		
			Supervisory Capital Assessment Program (SCAP)	Committee of European Banking Supervisors (CEBS) 2009	Committee of European Banking Supervisors (CEBS) 2010	European Banking Authority (EBA) 2011	Prudential Capital Assessment Review (PCAR) 2011	IMF Financial Sector Assessment Program (FSAP) 2012 1/	Top-down (TD) 2012 Exercise	Bottom-up (BU) 2012 Exercise
Timing of exercise	...	Stress test is conducted sufficiently early to arrest the decline in confidence	<ul style="list-style-type: none"> The exercise was conducted 24 months after the peak of the financials stock index, while the index was still falling. The index had fallen by 68 percent from the peak and the price-to-book ratio was 0.99 as at end-2008. 	<ul style="list-style-type: none"> The exercise was conducted 23 months after the peak of the financials stock index, while the index was still falling. The index had fallen by 72 percent from the peak and the price-to-book ratio was 0.73 as at end-2008. 	<ul style="list-style-type: none"> The results were announced 9 months following the CEBS 2009 results—after the Ireland and Greece bailouts provided some support for market sentiment—despite some loss in credibility. 	<ul style="list-style-type: none"> The results were announced 12 months after the CEBS 2010 results, but the exercise had lost significant credibility with markets by that stage. 	<ul style="list-style-type: none"> The exercise was conducted 49 months after the peak of financials stock index, after almost all market value had been lost. The index had fallen by 98 percent from the peak and the price-to-book ratio was 0.26 as at end-2010. 	<ul style="list-style-type: none"> Not applicable—FSAPs to each S-25 country are conducted mandatorily once every five years; the Spain FSAP took place 60 months after the peak of the financials stock index. The index had fallen by 70 percent from the peak at the time the FSAP report was published in June. 	<ul style="list-style-type: none"> The exercise was conducted 64 months from the peak of the financials stock index, after the supervisors had lost significant credibility with markets. The index had fallen by 61 percent from the peak and the price-to-book ratio was 0.26 as at end-2011. 	<ul style="list-style-type: none"> The exercise was conducted 3 months after the TD stress test results, of which markets were skeptical given the lack of information on individual banks.

Table A1. Cont.

Framework			Application to Stress Test							
Component	Element	Design Feature	United States	European Union (EU)			Republic of Ireland	Spain		
			Supervisory Capital Assessment Program (SCAP)	Committee of European Banking Supervisors (CEBS) 2009	Committee of European Banking Supervisors (CEBS) 2010	European Banking Authority (EBA) 2011	Prudential Capital Assessment Review (PCAR) 2011	IMF Financial Sector Assessment Program (FSAP) 2012 1/	Top-down (TD) 2012 Exercise	Bottom-up (BU) 2012 Exercise
Governance	Oversight	Stress test is overseen by an independent third party	<ul style="list-style-type: none"> No—The stress test was overseen by the authorities. 	<ul style="list-style-type: none"> Yes—The stress test was overseen and coordinated by the CEBS in cooperation with the EC and the ECB. 	<ul style="list-style-type: none"> Yes— The stress test was overseen and coordinated by the CEBS in cooperation with the EC and the ECB. 	<ul style="list-style-type: none"> Yes— The stress test was overseen and coordinated by the EBA in cooperation with the EC, the ECB and the ESRB. 	<ul style="list-style-type: none"> No—The stress test was overseen by the CBI. 	<ul style="list-style-type: none"> Not applicable. 	<ul style="list-style-type: none"> Yes—The stress test was overseen by a Steering Committee comprising the authorities, supported by an Advisory Panel consisting of the Troika, Banque de France and the Dutch National Bank. 	<ul style="list-style-type: none"> Yes—The stress test was overseen by a Strategic Coordination Committee consisting of the authorities, the Troika and the EBA and in consultation with an Expert Coordination Committee comprising the same membership.

Table A1. Cont.

Framework			Application to Stress Test							
Component	Element	Design Feature	United States	European Union (EU)			Republic of Ireland	Spain		
			Supervisory Capital Assessment Program (SCAP)	Committee of European Banking Supervisors (CEBS) 2009	Committee of European Banking Supervisors (CEBS) 2010	European Banking Authority (EBA) 2011	Prudential Capital Assessment Review (PCAR) 2011	IMF Financial Sector Assessment Program (FSAP) 2012 1/	Top-down (TD) 2012 Exercise	Bottom-up (BU) 2012 Exercise
Governance (continued)	Stress tester(s)	Stress test is conducted by an “independent” third party	<ul style="list-style-type: none"> No—The stress test was conducted by the authorities: The Fed, the FDIC and the OCC. 	<ul style="list-style-type: none"> No—The stress test was conducted by national supervisory authorities. 	<ul style="list-style-type: none"> No—The stress test was conducted by national supervisory authorities. 	<ul style="list-style-type: none"> No—The stress test was conducted by national supervisory authorities. 	<ul style="list-style-type: none"> No—The stress test was conducted by the CBI with BlackRock Solutions providing forecast losses; Boston Consulting Group provided oversight and challenge to BlackRock’s work. 	<ul style="list-style-type: none"> No—The stress test was conducted by the BdE, in collaboration with the IMF. 	<ul style="list-style-type: none"> Yes—The stress test was conducted by Oliver Wyman and Roland Berger. 	<ul style="list-style-type: none"> Yes—The stress test was conducted by Oliver Wyman, with inputs from auditors and real estate valuation companies, all coordinated by the Boston Consulting Group.

Table A1. Cont.

Framework			Application to Stress Test							
Component	Element	Design Feature	United States	European Union (EU)			Republic of Ireland	Spain		
			Supervisory Capital Assessment Program (SCAP)	Committee of European Banking Supervisors (CEBS) 2009	Committee of European Banking Supervisors (CEBS) 2010	European Banking Authority (EBA) 2011	Prudential Capital Assessment Review (PCAR) 2011	IMF Financial Sector Assessment Program (FSAP) 2012 1/	Top-down (TD) 2012 Exercise	Bottom-up (BU) 2012 Exercise
Scope	Approach	Stress test approach is bottom-up (BU)	<ul style="list-style-type: none"> • Yes—BU and TD mix, with authorities providing macroeconomic scenarios and guidance on the estimation of loan loss parameters. 	<ul style="list-style-type: none"> • Yes—Constrained BU. 	<ul style="list-style-type: none"> • Yes—Constrained BU (of cross-border groups) and simplified stress tests, based on national supervisors and reference parameters provided by the ECB for less complex institutions, with macroeconomic and sovereign shock scenarios and parameters developed by the ECB. 	<ul style="list-style-type: none"> • Yes—Constrained BU (of cross-border groups) and simplified stress tests, based on national supervisors and reference parameters provided by the ECB for less complex institutions, with macroeconomic and sovereign shock scenarios and parameters developed by the ECB. 	<ul style="list-style-type: none"> • No—Constrained TD, relying on BlackRock’s assessment of forecast losses and incorporating much of the methodology and parameters used for the EBA stress test. 	<ul style="list-style-type: none"> • No—Constrained TD, with the authorities running both IMF and BdE models, applying growth scenarios and assumptions agreed with the IMF. 	<ul style="list-style-type: none"> • No—TD of individual banks with growth scenarios and some guidelines provided by Steering Committee comprising the Troika, internal and external agencies. 	<ul style="list-style-type: none"> • No—“BU” exercise comprising TD of individual banks, with growth scenarios and some guidelines provided by Steering Committee comprising the Troika, internal agencies and other EU counterpart agencies.

Table A1. Cont.

Framework			Application to Stress Test							
Component	Element	Design Feature	United States	European Union (EU)			Republic of Ireland	Spain		
			Supervisory Capital Assessment Program (SCAP)	Committee of European Banking Supervisors (CEBS) 2009	Committee of European Banking Supervisors (CEBS) 2010	European Banking Authority (EBA) 2011	Prudential Capital Assessment Review (PCAR) 2011	IMF Financial Sector Assessment Program (FSAP) 2012 1/	Top-down (TD) 2012 Exercise	Bottom-up (BU) 2012 Exercise
Scope (continued)	Approach (continued)	Stress test approach is bottom-up (BU) (continued)	<ul style="list-style-type: none"> • Process includes supervisors applying independent quantitative methods using firm-specific data to support their assessments of banks' submissions. 		<ul style="list-style-type: none"> • Process includes a peer review of results and challenging process, and extensive cross-checks by the CEBS. 	<ul style="list-style-type: none"> • Process includes consistency checks by the EBA, a multilateral review and TD analysis by the EBA and the ESRB with ECB assistance. 				<ul style="list-style-type: none"> • Process includes close consultation with an Expert Coordination Committee comprising the Troika, the EBA and the authorities.
	Coverage	Stress test covers at least the systemically important banks and the majority of banking system assets	<ul style="list-style-type: none"> • Yes—19 BHCs each with assets > \$100 billion. 	<ul style="list-style-type: none"> • Yes—22 major EU cross-border banking groups. 	<ul style="list-style-type: none"> • Yes—91 banks, comprising major EU cross-border banking groups and a group of additional, mostly larger credit institutions. 	<ul style="list-style-type: none"> • Yes—90 banks, comprising major EU cross-border banking groups and a group of additional, mostly larger credit institutions. 	<ul style="list-style-type: none"> • Yes—All Irish domestically-owned commercial banks (4). 	<ul style="list-style-type: none"> • Yes--Commercial banks and intervened savings banks (13), including the largest and problem banks. 	<ul style="list-style-type: none"> • Yes-- Commercial banks and intervened savings banks (14), including the largest and problem banks. 	<ul style="list-style-type: none"> • Yes—14 largest merged banking groups, disaggregated into 17 following stress test.

Table A1. Cont.

Framework			Application to Stress Test							
Component	Element	Design Feature	United States	European Union (EU)			Republic of Ireland	Spain		
			Supervisory Capital Assessment Program (SCAP)	Committee of European Banking Supervisors (CEBS) 2009	Committee of European Banking Supervisors (CEBS) 2010	European Banking Authority (EBA) 2011	Prudential Capital Assessment Review (PCAR) 2011	IMF Financial Sector Assessment Program (FSAP) 2012 1/	Top-down (TD) 2012 Exercise	Bottom-up (BU) 2012 Exercise
Scope (continued)	Coverage (continued)	Stress test covers at least the systemically important banks and the majority of banking system assets (continued)	• Yes—2/3 of banking system assets.	• Yes—60 percent of the EU banking system assets.	• Yes—65 percent of the EU banking system assets and at least 50 percent of assets of each national banking sector.	• Yes—65 percent of the EU banking system assets and at least 50 percent of assets of each national banking sector.	• Yes—Approximately 80 percent of banking system assets including foreign subsidiaries.	• Yes—88 percent of banking system assets excluding foreign branches.	• Yes—Approximately 90 percent of banking system assets excluding foreign branches.	• Yes—around 90 percent of banking system assets excluding foreign branches.
Scenario design	Scenarios	Stress test applies large scenario shocks (2 std. devn. or larger)	• No—1 baseline and 1 adverse (equivalent to 1 std. devn. of cumulative shock from baseline over 2 years).	• No—1 baseline and 1 adverse (1.9 std. devn. of cumulative shock from baseline over 2 years).	• No—1 baseline and 1 adverse (1.3 std. devn. of cumulative shock from baseline over 2 years).	• No—1 baseline and 1 adverse (1.5 std. devn. of cumulative shock from baseline over 2 years).	• No—1 baseline and 1 adverse (consistent with the EBA 2011 stress testing exercise).	• No—1 baseline and 2 adverse (more adverse scenario is 1 std. devn. of cumulative shock from baseline over 2 years).	• No—1 baseline and 2 adverse (first 2 years identical to FSAP adverse scenario, plus a third year of negative growth).	• No—1 baseline and 1 adverse (first 2 years identical to FSAP adverse scenario, plus a third year of negative growth).

Table A1. Cont.

Framework			Application to Stress Test							
Component	Element	Design Feature	United States	European Union (EU)			Republic of Ireland	Spain		
			Supervisory Capital Assessment Program (SCAP)	Committee of European Banking Supervisors (CEBS) 2009	Committee of European Banking Supervisors (CEBS) 2010	European Banking Authority (EBA) 2011	Prudential Capital Assessment Review (PCAR) 2011	IMF Financial Sector Assessment Program (FSAP) 2012 1/	Top-down (TD) 2012 Exercise	Bottom-up (BU) 2012 Exercise
Scenario design (continued)	Risk factors	Stress test applies shocks to key risk factors	<ul style="list-style-type: none"> • Yes—Credit risk: 12 categories of loans stress tested. • Yes—Market risk: Investment (and trading securities portfolios for firms with trading assets > \$100 billion) in the trading book, AfS and HtM in the banking book stress tested. 	<ul style="list-style-type: none"> • Credit risk: Stress tested but little information available. • No—Market risk: Sensitivity analysis of trading book only. 	<ul style="list-style-type: none"> • Yes—Credit risk: 5 main portfolios stress tested. • No—Market risk: Sovereign and financial institution exposures stress tested, but in the trading book only. 	<ul style="list-style-type: none"> • Yes—Credit risk: 8 categories of loans stress tested; sovereign exposure in AfS banking book treated as credit risk. • No—Market risk: Sovereign and financial institution exposures stress tested, but in the trading book only. 	<ul style="list-style-type: none"> • Yes—Credit risk: 5 categories of loans stress tested. • Market risk: Securities portfolio stress tested but insignificant; no sovereign haircut. 	<ul style="list-style-type: none"> • Yes—Credit risk: 5 categories of loans plus foreclosed assets stress tested. • Market risk: Sovereign portfolio stress tested, but in the trading book and the AfS banking book only. 	<ul style="list-style-type: none"> • Yes—Credit risk: 6 categories of loans plus foreclosed assets stress tested. • Market risk: Sovereign portfolio not stress tested, but ECB LTRO facility in place. 	<ul style="list-style-type: none"> • Yes—Credit risk: 6 categories of loans plus 5 segments of foreclosed assets stress tested. • Market risk: Sovereign portfolio not stress tested, but ECB LTRO facility in place.

Table A1. Cont.

Framework			Application to Stress Test							
Component	Element	Design Feature	United States	European Union (EU)			Republic of Ireland	Spain		
			Supervisory Capital Assessment Program (SCAP)	Committee of European Banking Supervisors (CEBS) 2009	Committee of European Banking Supervisors (CEBS) 2010	European Banking Authority (EBA) 2011	Prudential Capital Assessment Review (PCAR) 2011	IMF Financial Sector Assessment Program (FSAP) 2012 1/	Top-down (TD) 2012 Exercise	Bottom-up (BU) 2012 Exercise
Scenario design (continued)	Assumptions	Macroeconomic scenarios are standardized across banks	• Yes—Baseline based on industry consensus forecasts; adverse provided by authorities.	• Yes—Based on collaboration among the CEBS, the EC and the ECB.	• Yes—Based on collaboration among the CEBS, the EC and the ECB.	• Yes—Based on collaboration among the EBA, the EC and the ECB/ESRB.	• Yes—Based on the EBA scenarios.	• Yes—Agreed upon between IMF staff and authorities.	• Yes—Based on FSAP scenarios.	• Yes—Based on FSAP scenarios, extended to a 3-year horizon.
		Behavioral assumptions are standardized across banks	• No—Banks' own.	• Yes—Benchmark risk parameters provided by the ECB; process and guidelines provided by the CEBS.	• Yes—Range of assumptions provided by the CEBS, in cooperation with the ECB, the EC and national supervisory authorities.	• Yes—Range of assumptions provided by the EBA, in cooperation with the EC, the ECB, the ESRB and national supervisory authorities.	• Yes—Assumptions largely based on the EBA stress test.	• Yes—Range of assumptions provided by IMF staff.	• No—Assumptions provided by stress testers except for macro scenarios.	• No—Assumptions except for macro scenarios provided by stress tester with some guidance from Steering Committee.
Capital standards	...	Stress test applies very high hurdle rate(s) (CT1 > 6 percent)	• No—Hurdle rates of T1 capital of 6 percent and T1 common capital of 4 percent for both baseline and adverse scenarios.	• No—Hurdle rate of T1 capital of 6 percent for both baseline and adverse scenarios.	• No—Hurdle rate of T1 capital of 6 percent for both baseline and adverse scenarios.	• No—Hurdle rate of CT1 capital of 5 percent for both baseline and adverse scenarios.	• Yes—Hurdle rates of CT1 capital of 10.5 percent under the baseline scenario and 6 percent under the adverse scenario.	• Yes—Hurdle rates of Total capital of 8 percent, T1 capital of 6 percent and CT1 capital of 4 and 7 percent for baseline and both adverse scenarios.	• Yes—Hurdle rates of CT1 capital of between 6–9 percent.	• Yes—Hurdle rates of CT1 capital of 9 percent under the baseline scenario and 6 percent under the adverse scenario.

Table A1. Cont.

Framework			Application to Stress Test							
Component	Element	Design Feature	United States	European Union (EU)			Republic of Ireland	Spain		
			Supervisory Capital Assessment Program (SCAP)	Committee of European Banking Supervisors (CEBS) 2009	Committee of European Banking Supervisors (CEBS) 2010	European Banking Authority (EBA) 2011	Prudential Capital Assessment Review (PCAR) 2011	IMF Financial Sector Assessment Program (FSAP) 2012 1/	Top-down (TD) 2012 Exercise	Bottom-up (BU) 2012 Exercise
Transparency	Objective and action plan	Objective Stress test is associated with a clear and resolute objective	<ul style="list-style-type: none"> • Yes—Stated objective was specifically to assess the capital needs of banks that would provide a buffer against higher than generally expected losses and still be able to led to creditworthy borrowers should such losses materialize. 	No—Stated objective was to carry out an EU-wide forward looking stress testing exercise on the aggregate banking system.	<ul style="list-style-type: none"> • Yes—Stated objective was to provide policy information for assessing the resilience of the system to possible adverse economic developments and to assess the ability of to absorb possible shocks on credit and market risks, including sovereign risks. 	<ul style="list-style-type: none"> • Yes—Stated objective was to assess the resilience of individual institutions and the system to hypothetical stress events under certain restrictive conditions. 	<ul style="list-style-type: none"> • Yes—Stated objective was to determine the capital resources of domestic banks under a given stress scenario, in order to calculate the cost of recapitalization required to meet central Bank-imposed requirements. 	<ul style="list-style-type: none"> • No—FSAP stress tests are conducted as part of the overall stability analysis of a financial system and to facilitate policy discussions on crisis preparedness. This objective was not stated explicitly. 	<ul style="list-style-type: none"> • No—Stated objective was broadly to increase transparency and dispel doubts over the valuation of bank assets. 	<ul style="list-style-type: none"> • Yes—Stated objective was to adhere to the MoU approved by the Eurogroup on 20 July 2012, which required the estimation of capital needs as an essential element of the roadmap for the recapitalization and restructuring of the banking system.

Table A1. Cont.

Framework			Application to Stress Test							
Component	Element	Design Feature	United States	European Union (EU)			Republic of Ireland	Spain		
			Supervisory Capital Assessment Program (SCAP)	Committee of European Banking Supervisors (CEBS) 2009	Committee of European Banking Supervisors (CEBS) 2010	European Banking Authority (EBA) 2011	Prudential Capital Assessment Review (PCAR) 2011	IMF Financial Sector Assessment Program (FSAP) 2012 1/	Top-down (TD) 2012 Exercise	Bottom-up (BU) 2012 Exercise
T r a n s p a r e n c	Objective and action plan (continued)	Follow-up action(s) Stress test is associated with clear follow up action(s) by management/ authorities to address findings as necessary	• Yes—Banks needing to augment capital buffers were required to develop a detailed capital plan to be approved and implemented within 6 months.	• No—National authorities were responsible for any follow-up to the exercise.	• No—National authorities were responsible for any follow-up to the exercise.	• Yes—Banks showing capital shortfalls were required to present their plans to restore capital position and to implement remedial measures by year-end.	• Yes—Recapitalization were required based on loan loss projections, along with further calculations of prospective income, expenditure and deleveraging plans.	• No—FSAP stress tests are surveillance purposes and to facilitate policy discussions; they typically do not require management action.	• No.	• Yes—Recapitalization/ restructuring based on stress test findings required by the MoU with the Eurogroup.
	Financing backstop	Stress test is provided with an explicit financial backstop to support the necessary follow-up action(s)	• Yes—Capital Assistance Program (CAP) under the Troubled Asset Relief Program (TARP).	• No—Not for the region as a whole.	• No—Not for the region as a whole.	• No—Not for the region as a whole.	• Yes—Already in a crisis program with the Troika.	• No.	• No.	• Yes—The ESM facility per the MoU with the Eurogroup.

Table A1. Cont.

Framework			Application to Stress Test								
Component	Element	Design Feature	United States	European Union (EU)			Republic of Ireland	Spain			
			Supervisory Capital Assessment Program (SCAP)	Committee of European Banking Supervisors (CEBS) 2009	Committee of European Banking Supervisors (CEBS) 2010	European Banking Authority (EBA) 2011	Prudential Capital Assessment Review (PCAR) 2011	IMF Financial Sector Assessment Program (FSAP) 2012 1/	Top-down (TD) 2012 Exercise	Bottom-up (BU) 2012 Exercise	
T r a n s p a r e n c y	Disclosure of technical details	Design, methodology and implementation	Stress test discloses Information	• Yes—Detailed information provided on stress test design, methodology and implementation.	• No—Minimal information on exercise was provided.	• Yes—Detailed information provided on stress test design, methodology and implementation.	• Yes—Detailed information provided on stress test design, methodology and implementation.	• Yes—Detailed information provided on stress test design, methodology and implementation.	• Yes—Detailed information provided on stress test design and methodology.	• Yes—Some information provided on stress test design, methodology and implementation.	• Yes—Detailed information provided on stress test design, methodology and implementation.
		Model(s)	Stress test discloses Information	• No—Information on banks’ stress test models not disclosed, but projections subjected to detailed review and assessment by supervisors.	• No—Information on banks’ stress test models not disclosed, but results subjected to peer review and challenging process.	• No—Information on banks’/ national supervisory authorities’ models not disclosed, but results subjected to peer review and challenging process.	• No—Information on banks’/ national supervisory authorities’ models not disclosed, but results subjected to peer review and challenging process.	• No—Information on banks’ and third-party models not disclosed, but supervisory challenges and independent assessment undertaken.	• Yes—Information provided on IMF and Bank of Spain stress test models; results from two models cross-validated.	• Some information provided on third-party stress test models.	• No—Information on third party stress test models not disclosed but modeling process shared and discussed with representatives of the Steering Committee.
		Details of assumptions	Stress test discloses Information	• Yes—High level information on macroeconomic assumptions; detailed information on loan loss assumptions.	• No—Very limited information provided on macroeconomic assumptions.	• Yes—Detailed information on macroeconomic and market assumptions.	• Yes—Detailed information on macroeconomic and market assumptions.	• Yes—Detailed information on macroeconomic and P&L assumptions and loan losses.	• Yes—Detailed information on macroeconomic and other behavioral assumptions.	• Yes—Detailed information on macroeconomic, P&L and loan loss assumptions/ estimates.	• Yes—Detailed information on macroeconomic and P&L assumptions and loan loss estimates.

Table A1. Cont.

Framework			Application to Stress Test								
Component	Element	Design Feature	United States	European Union (EU)			Republic of Ireland	Spain			
			Supervisory Capital Assessment Program (SCAP)	Committee of European Banking Supervisors (CEBS) 2009	Committee of European Banking Supervisors (CEBS) 2010	European Banking Authority (EBA) 2011	Prudential Capital Assessment Review (PCAR) 2011	IMF Financial Sector Assessment Program (FSAP) 2012 1/	Top-down (TD) 2012 Exercise	Bottom-up (BU) 2012 Exercise	
T r a n s p a r e n c y	Disclosure of technical details (continued)	Bank-by-bank results	Stress test discloses detailed Information	• Yes—Summary results disclosed at individual BHC level, including projected losses, capital components and capital needs.	• No—Summary results disclosed at system aggregate level.	• Yes—Summary results disclosed at system aggregate and individual bank levels.	• Yes—Summary results disclosed at system aggregate and individual bank level, including projected losses, capital components and capital needs.	• Yes—Detailed results disclosed at individual bank level, including projected losses, capital components and capital needs.	• No—Summary results provided at aggregated groupwise (according to specific characteristics) and system aggregate levels.	• No—Summary results provided at system aggregate levels.	• Yes— Summary results disclosed at individual bank level, including projected loan losses, capital components and capital needs.
	Asset quality review (AQR)	...	AQR is undertaken as input into stress test	• Yes—Lower-intensity, quantitative substitute.	• No.	• No.	• No.	• Yes—Sample loan review and independent audit conducted.	• No.	• No.	• Yes—Deep dive conducted, supported by real estate appraisers and independent audit.

Table A1. Cont.

Framework			Application to Stress Test							
Component	Element	Design Feature	United States	European Union (EU)			Republic of Ireland	Spain		
			Supervisory Capital Assessment Program (SCAP)	Committee of European Banking Supervisors (CEBS) 2009	Committee of European Banking Supervisors (CEBS) 2010	European Banking Authority (EBA) 2011	Prudential Capital Assessment Review (PCAR) 2011	IMF Financial Sector Assessment Program (FSAP) 2012 1/	Top-down (TD) 2012 Exercise	Bottom-up (BU) 2012 Exercise
Liquidity stress test	...	Liquidity stress test accompanies solvency stress test	•No.	•No.	•No.	•No—But liquidity profile of banks assessed through a confidential specific thematic review for supervisory purposes.	•Yes—Prudential Liquidity Assessment Review (PLAR).	•Yes.	•No.	•No.
Follow-up stress tests	...	Subsequent stress tests are conducted at regular intervals to maintain transparency	•Yes—CCAR 2011, 2012, 2013 and DFA 2013 by the authorities, designed in a similar manner to the SCAP.	•Yes—CEBS 2010 by the authorities.	•Yes—EBA 2011 by the authorities.	•Not conducted in 2012; another stress testing exercise planned for 2013. •Conducted EU Recapitalization Exercise requiring banks to strengthen their capital positions against sovereign debt exposures.	•Planned for 2014 H1, to take place before the EBA 2014 stress test.	•Not applicable—As noted above, FSAPs to each S-25 country are conducted mandatorily once every five years.	•Yes—“BU” exercise as part of MoU with the Troika.	•Timing to be decided, taking into account the EBA’s AQR and the balance sheet assessment in the context of the SSM, and the EBA 2014 stress test.

Sources: BdE; CBI; EBA; Fed; IMF; and authors; 1/ Included for completeness only—not intended as a crisis stress test; surveillance stress testing exercise was conducted in a crisis environment.

Appendix II. The Cost of Direct Recapitalization versus Loss Recognition and Provisioning

A crisis stress test may be undertaken with or without a prior AQR. In the former, the data reported by banks are accepted as is; in the latter, an audit and possibly asset valuation exercise and DIV are performed to ensure that the data are “clean.” An AQR should be done if the quality of data is highly suspect such that any stress test result would be considered meaningless without it, which is typically the case in a crisis. AQRs tend to be more costly, not just from the actual cost of running the exercise itself, but because they usually require a cleaning up of the books before any stress test is conducted. As a simple example, we assume a situation where the stress test shows total capital needs of €50 billion (with constant RWA) in order to meet the required hurdle rate (Figure A1):

- In **Example 1**, no AQR is conducted and the existing data are used in the stress test:
 1. The stress test projects a fall in revenue of €10 billion.
 2. Expected loan losses are €20 billion.
 3. Net profit decreases from €40 billion to €10 billion.
 4. The projected capital shortfall is €10 billion and is addressed through a direct cash injection.
- In **Example 2**, an AQR is conducted first, followed by the stress test:
 1. Lender forbearance, loan misclassifications and incorrect valuations are discovered, leading to additional required provisioning of €30 billion.
 2. The stress test subsequently projects a drop in revenue of €10 billion.
 3. Loan losses are estimated at another €20 billion.
 4. The result is that the bank makes a net loss of €20 billion.
 5. The projected capital shortfall is now €40 billion.

Put another way, the higher cost of conducting an AQR is attributable to the “double hit” to the books. The findings of the AQR may require loss recognition in the profit and loss account first through accounting for additional provisions or inaccurate valuations, ahead of any additional recapitalization that may be required from a crisis stress test.

Figure A1. Accounting Entries: Loss Recognition, Provisioning and Recapitalization (In billions of euro).

Starting position

Profit & Loss				Balance Sheet			
Expenses		Revenues		Assets		Liabilities	
Various expenses	110	Various revenues	150	Loans	240	Various liabilities	170
Provision	0			Less provisions	20	Capital	
Profit	40			Loans net of provisions	220	Shares	20
				Cash	20	Retained earnings	10
						Profit transferred from P&L	40
	150		150		240		240

Example 1: Run stress test and increase capital to required €50 bn

Profit & Loss				Balance Sheet			
Expenses		Revenues		Assets		Liabilities	
Various expenses	110	Various revenues reduced by stress test	140 1	Loans	240	Various liabilities	170
2 Provision from stress test	20			Less existing provisions	20	Capital	
3 Profit	10			2 Less provision from stress test	20	Shares	20
				Loans net of provisions	200	Retained earnings	10
				1 Cash reduced by drop in revenue	10	Profit transferred from P&L	10 3
				4 Cash injection for capital	10	Additional capital injection	10 4
	140		140		220		220

Example 2: Realize losses of €30 bn from AQR first and then run stress test and increase capital to €50 billion

Profit & Loss				Balance Sheet			
Expenses		Revenues		Assets		Liabilities	
Various expenses	110	Various revenues reduced by stress test	140 2	Loans	240	Various liabilities	170
1 Provision from AQR	30			Less existing provisions	20	Capital	
3 Provision from stress test	20	Loss	20 4	1 Less provision from AQR	30	Shares	20
				3 Less provision from stress test	20	Retained earnings	10
				Loans net of provisions	170	Loss transferred from P&L	-20 4
				2 Cash reduced by drop in revenue	10	Additional capital injection	40 5
				5 Cash injection for capital	40		220
	160		160		220		220

Source: Authors.