





## Abstract

# ZIF-8 Films and Surface Plasmon Resonance for Chemical Vapor Detection <sup>†</sup>

Anna Estany-Macià <sup>1,2,\*</sup>, Ignasi Fort-Grandas <sup>1,2</sup> , Nirav Joshi <sup>1,2</sup>, Winnie E. Svendsen <sup>3</sup> , Maria Dimaki <sup>3</sup> ,  
Albert Romano-Rodríguez <sup>1,2</sup>  and Mauricio Moreno-Sereno <sup>1,2,\*</sup>

<sup>1</sup> Department of Electronics and Biomedical Engineering, Universitat de Barcelona, 08028 Barcelona, Spain; ignfortgra\_9@ub.edu (I.F.-G.); niravjoshi@ub.edu (N.J.); albert.romano@ub.edu (A.R.-R.)

<sup>2</sup> Institute of Nanoscience and Nanotechnology, Universitat de Barcelona (IN2UB), 08028 Barcelona, Spain

<sup>3</sup> Group NABIS, Nanotech Department, Technical University of Denmark (DTU), 2800 Kongens Lyngby, Denmark; wisv@dtu.dk (W.E.S.); madi@dtu.dk (M.D.)

\* Correspondence: anna\_estany@ub.edu (A.E.-M.); mauricio.moreno@ub.edu (M.M.-S.)

<sup>†</sup> Presented at the XXXV EUROSENSORS Conference, Lecce, Italy, 10–13 September 2023.

**Abstract:** In this paper, we present a sensor that employs Zeolitic Imidazolate Frameworks (ZIF-8) on a Surface Plasmon Resonance sensor based on diffraction gratings to detect ethanol vapors via refractive index change in the porous structure.

**Keywords:** nanomaterials; gas sensor; MOFs; ZIF-8; optical detection; surface plasmon resonance

## 1. Introduction

Since gaseous atmosphere changes induce refractive index variations in the order of  $\Delta n = 10^{-4}$ , some recent fashioned techniques used for gas detection, such as Fabry–Pérot interference measurements, SPR (Surface Plasmon Resonance) or LSPR (Localized SPR) [1], use sorption coatings to functionalize the samples and, thus, amplify the sensor response. In this regard, Metal–Organic Frameworks (MOFs) are porous materials that have attracted considerable attention due to the molecular adsorption of gases into their structure, inducing refractive index (RI) changes in the MOF film. In this work, a particular MOF, Zeolitic Imidazolate Frameworks (ZIF-8), has been used to design thin films on substrates with gratings to detect ethanol vapors via SPR at room temperature by monitoring the wavelength dip resonance in the different atmospheres.

## 2. Materials and Methods

The samples' fabrication process consisted of a LPCVD deposition of 100 nm of Si<sub>3</sub>N<sub>4</sub> on an oxidized silicon wafer, followed by a 200 nm thick photoresist spun, on top of which a 20 nm thick Al layer was thermally evaporated, the purpose of which was the evacuation charge during e-beam lithography (Jeol JBX-9500FS). Afterwards, the Al was removed, and the photoresist was developed. The Si<sub>3</sub>N<sub>4</sub> was then etched with a RIE system using CHF<sub>3</sub> chemistry in a pattern consisting of two different grating periods,  $\Lambda = 400$  nm and  $\Lambda = 500$  nm, in a square area of 0.5 mm × 0.5 mm with a 30 nm depth. Lastly, the photoresist was stripped off, and a metal stack Cr (5 nm)/Au (40 nm) was deposited via e-beam evaporation. The Si<sub>3</sub>N<sub>4</sub>–metal interface worked as a SPR device.

To synthesize a ZIF-8 thin film on two of the gratings of the fabricated SPR samples (Figure 1a), these were immersed in a 1:1 volume mixture solution of 2-methylimidazole (50 mM) and Zn(NO<sub>3</sub>)<sub>2</sub>·6H<sub>2</sub>O (25 mM) for 40 min and then rinsed with pure methanol and dried with a nitrogen flow [2]. This process was repeated 3 times to obtain an estimated thickness of 500 nm.

Gas sensing measurements were tested on the fabricated samples under spectral interrogation inside a home-built aluminum chamber. The reflectivity spectra were acquired



**Citation:** Estany-Macià, A.; Fort-Grandas, I.; Joshi, N.; Svendsen, W.E.; Dimaki, M.; Romano-Rodríguez, A.; Moreno-Sereno, M. ZIF-8 Films and Surface Plasmon Resonance for Chemical Vapor Detection. *Proceedings* **2024**, *97*, 126. <https://doi.org/10.3390/proceedings2024097126>

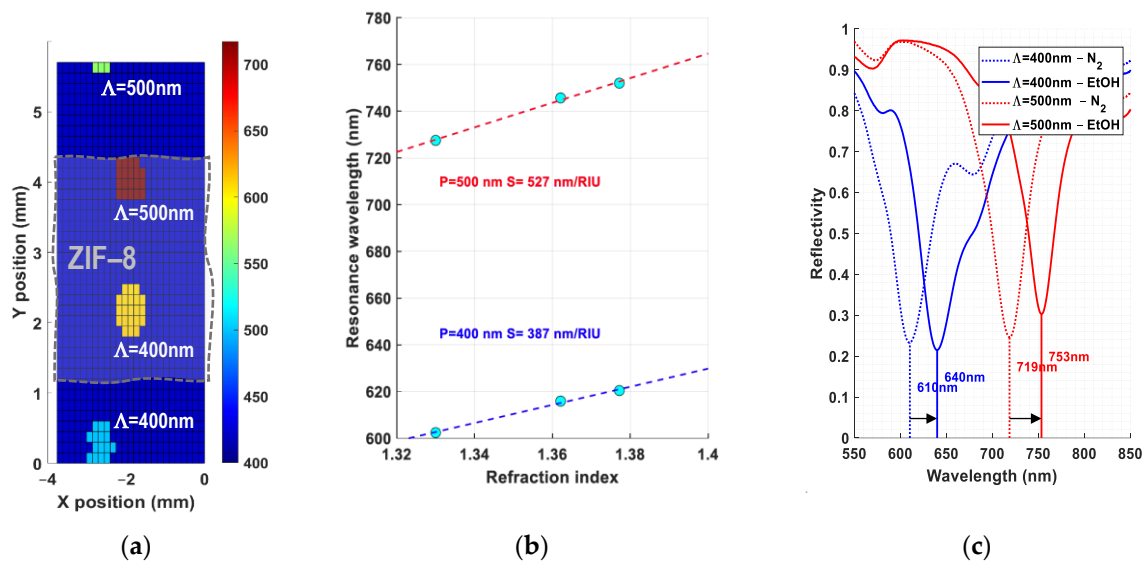
Academic Editors: Pietro Siciliano and Luca Francioso

Published: 1 April 2024



**Copyright:** © 2024 by the authors. Licensee MDPI, Basel, Switzerland. This article is an open access article distributed under the terms and conditions of the Creative Commons Attribution (CC BY) license (<https://creativecommons.org/licenses/by/4.0/>).

using an Ocean Optics SD 2000 spectrometer, which monitored the dependence of the wavelength dip resonance on the grating periods and the alcohol vapors, which were normalized to a ZIF-8-free reference spectrum.



**Figure 1.** (a) Dip wavelengths of the samples' gratings with and without ZIF-8. (b) Dip wavelengths with different liquids and bulk sensitivities of the  $\Lambda = 400\text{ nm}$  (blue) and  $\Lambda = 500\text{ nm}$  (red) grating periods. (c) Dip shift for  $\Lambda = 400\text{ nm}$  (blue) and  $\Lambda = 500\text{ nm}$  (red) from nitrogen to a saturated ethanol atmosphere.

### 3. Discussion

The bulk sensitivity of the sensor was measured with liquids (water, isopropanol and glycerol) and determined to be around  $387\text{ nm/RIU}$  and  $527\text{ nm/RIU}$  (refractive index units) for  $\Lambda = 400\text{ nm}$  and  $\Lambda = 500\text{ nm}$ , respectively (Figure 1b). Room-temperature gas sensing measurements on the ZIF-8-covered gratings were performed with nitrogen and saturated ethanol atmospheres (Figure 1c), to which the wavelength dip showed a response to an estimated RI value change of  $\Delta n = 35\text{ nm}/[400\text{ nm/RIU}]$  of  $0.08\text{ RIU}$ , which is in accordance with the reported values [3].

**Author Contributions:** Conceptualization, M.M.-S.; methodology and investigation, I.F.-G., N.J., A.E.-M. and M.M.-S.; software, M.M.-S.; validation, A.E.-M. and M.M.-S.; resources, W.E.S., M.D. and A.R.-R.; writing—original draft preparation, A.E.-M.; writing—review and editing, M.M.-S., and A.R.-R.; visualization, M.M.-S.; supervision, A.R.-R.; project administration, A.R.-R.; funding acquisition, A.R.-R. All authors have read and agreed to the published version of the manuscript.

**Funding:** This study received funding from the Spanish Ministerio de Economía e Innovación through project PID2019-107697RB C41.

**Institutional Review Board Statement:** Not applicable.

**Informed Consent Statement:** Not applicable.

**Data Availability Statement:** The original contributions presented in the study are included in the article, further inquiries can be directed to the corresponding authors.

**Conflicts of Interest:** The authors declare no conflicts of interest.

## References

1. He, C.; Liu, L.; Korposh, S.; Correia, R.; Morgan, S.P. Volatile Organic Compound Vapour Measurements Using a Localised Surface Plasmon Resonance Optical Fibre Sensor Decorated with a Metal-Organic Framework. *Sensors* **2021**, *21*, 1420. [[CrossRef](#)] [[PubMed](#)]
2. Lu, G.; Hupp, J.T. Metal-organic frameworks as sensors: A ZIF-8 based Fabry-Pérot device as a selective sensor for chemical vapors and gases. *J. Am. Chem. Soc.* **2010**, *132*, 7832–7833. [[CrossRef](#)]
3. Keppler, N.C.; Hindricks, K.D.J.; Behrens, P. Large refractive index changes in ZIF-8 thin films of optical quality. *RSC Adv.* **2022**, *12*, 5807–5815. [[CrossRef](#)] [[PubMed](#)]

**Disclaimer/Publisher’s Note:** The statements, opinions and data contained in all publications are solely those of the individual author(s) and contributor(s) and not of MDPI and/or the editor(s). MDPI and/or the editor(s) disclaim responsibility for any injury to people or property resulting from any ideas, methods, instructions or products referred to in the content.