

Supplementary materials: *Bombyx batryticatus* protein-rich extract induces maturation of dendritic cells and Th1-polarization: A potential immunological adjuvant for cancer vaccine

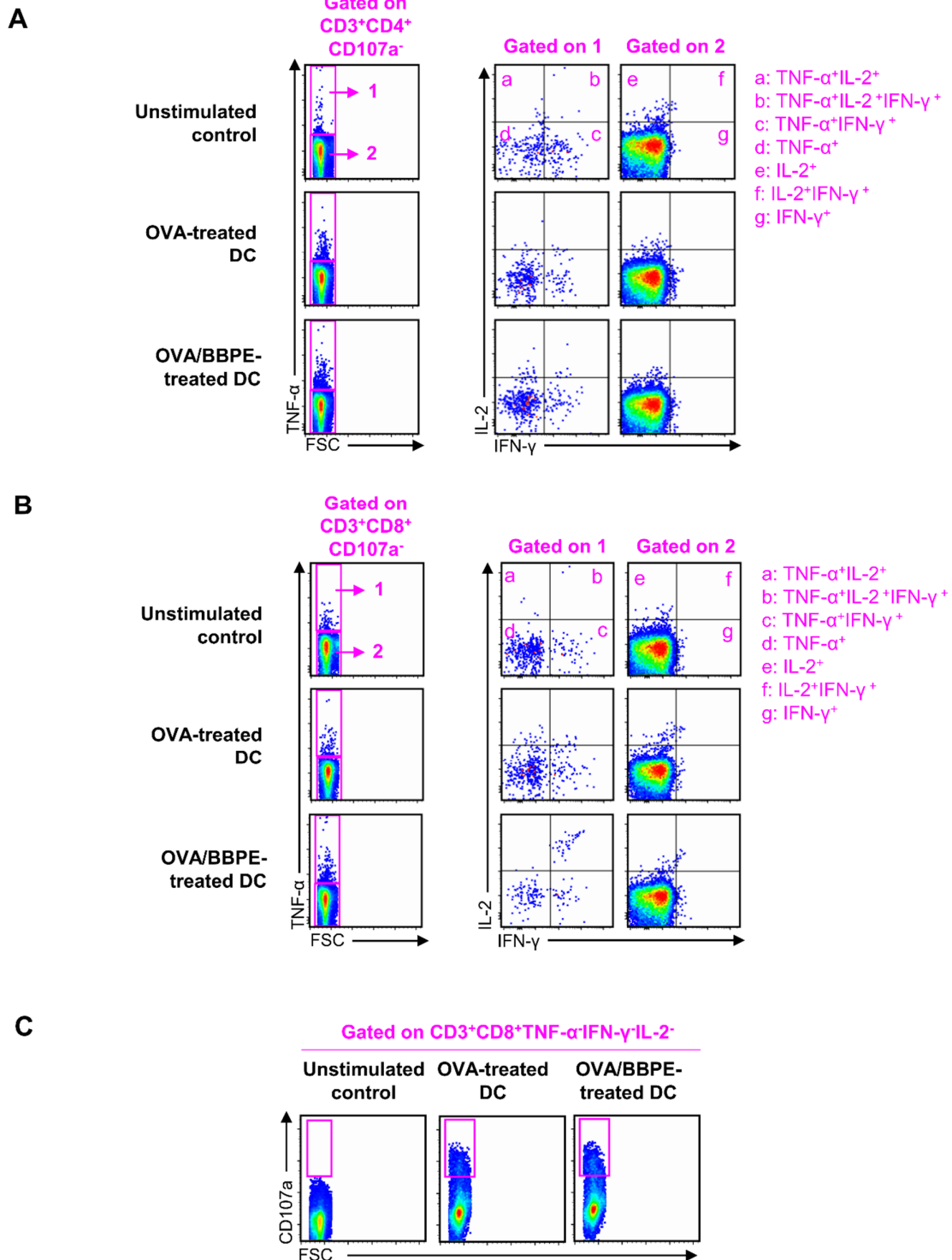
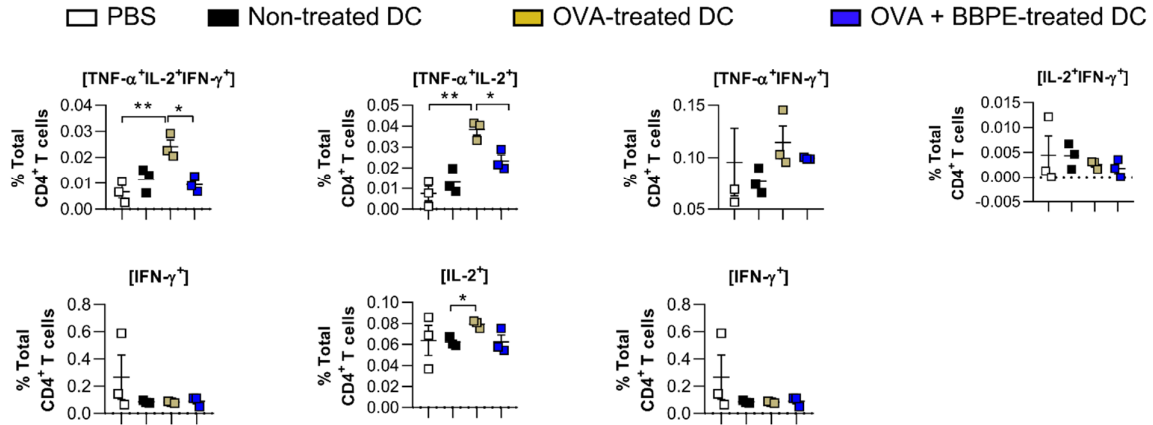


Figure S1. Example gating strategies for flow cytometry analysis for multifunctional T cells. Multifunctional-, bifunctional T cells, or each single cytokine producing T cells were gated in CD3⁺CD4⁺ (A) or CD3⁺CD8⁺ cells. CD107a (a cytotoxic granule)-producing cells were gated in CD3⁺CD8⁺TNF- α ⁺IFN- γ ⁺IL-2⁺ cells (C).

[CD4⁺ T cell population in un-stimulated cells]



[CD8⁺ T cell population in un-stimulated cells]

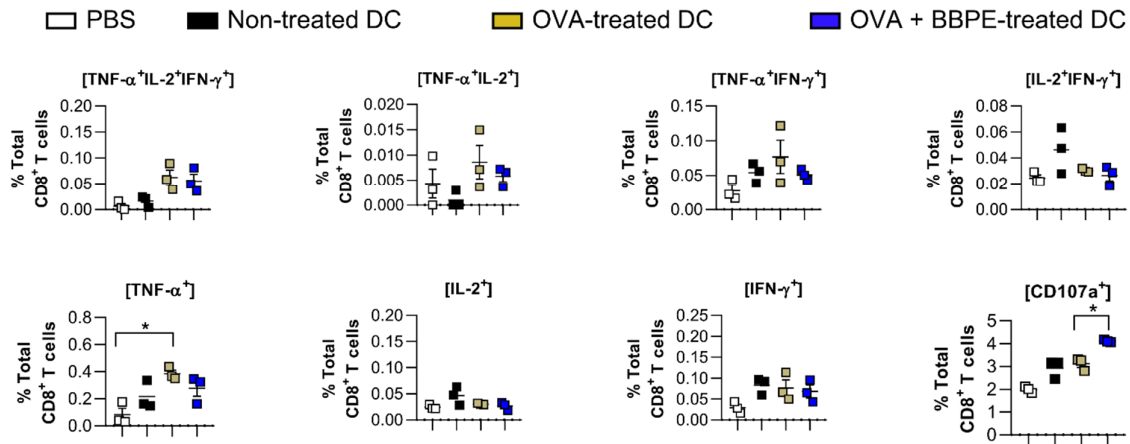


Figure S2. Percentage of multi-, bifunctional, or each single cytokine production in unstimulated cells gated on CD3⁺CD4⁺ (A) or CD3⁺CD8⁺ cells. All graphs show the mean \pm SD. Statistical analysis was performed using one-way ANOVA followed by Tukey's post-hoc test. * $p < 0.05$ and ** $p < 0.01$ represent significant differences.