water

Supplementary Materials

Groundwater Arsenic-Attributable Cardiovascular Disease (CVD) Mortality Risks in India

Ruohan Wu *, Lingqian Xu and David A. Polya *

Department of Earth and Environmental Sciences, School of Natural Sciences and Williamson Research Centre for Molecular Environmental Sciences, University of Manchester, Manchester M13 9PL, UK; lingqian.xu@postgrad.manchester.ac.uk

* Correspondence: ruohan.wu@postgrad.manchester.ac.uk (R.W.); david.polya@manchester.ac.uk (D.A.P.)

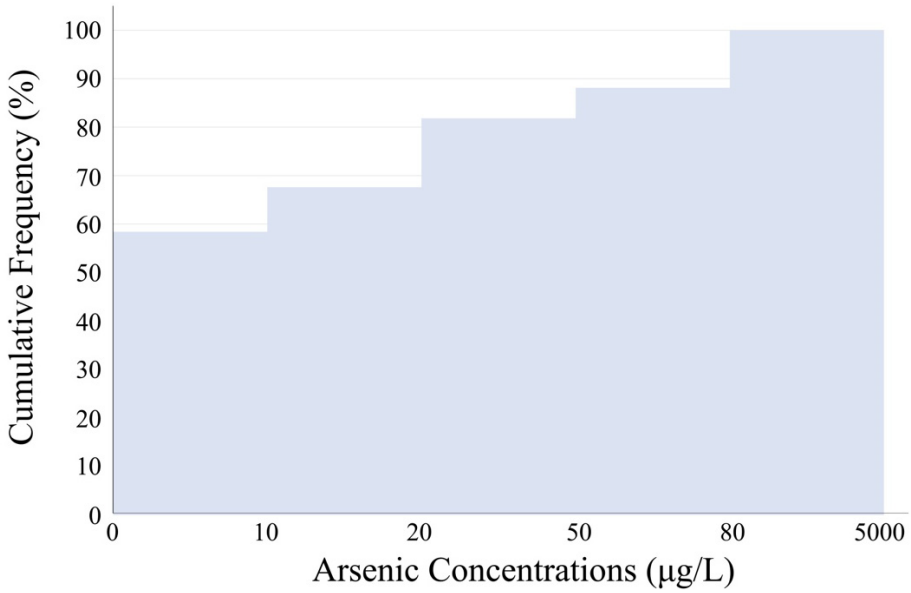

Figure S1. Frequency distribution of averaged groundwater arsenic concentrations used in this study.

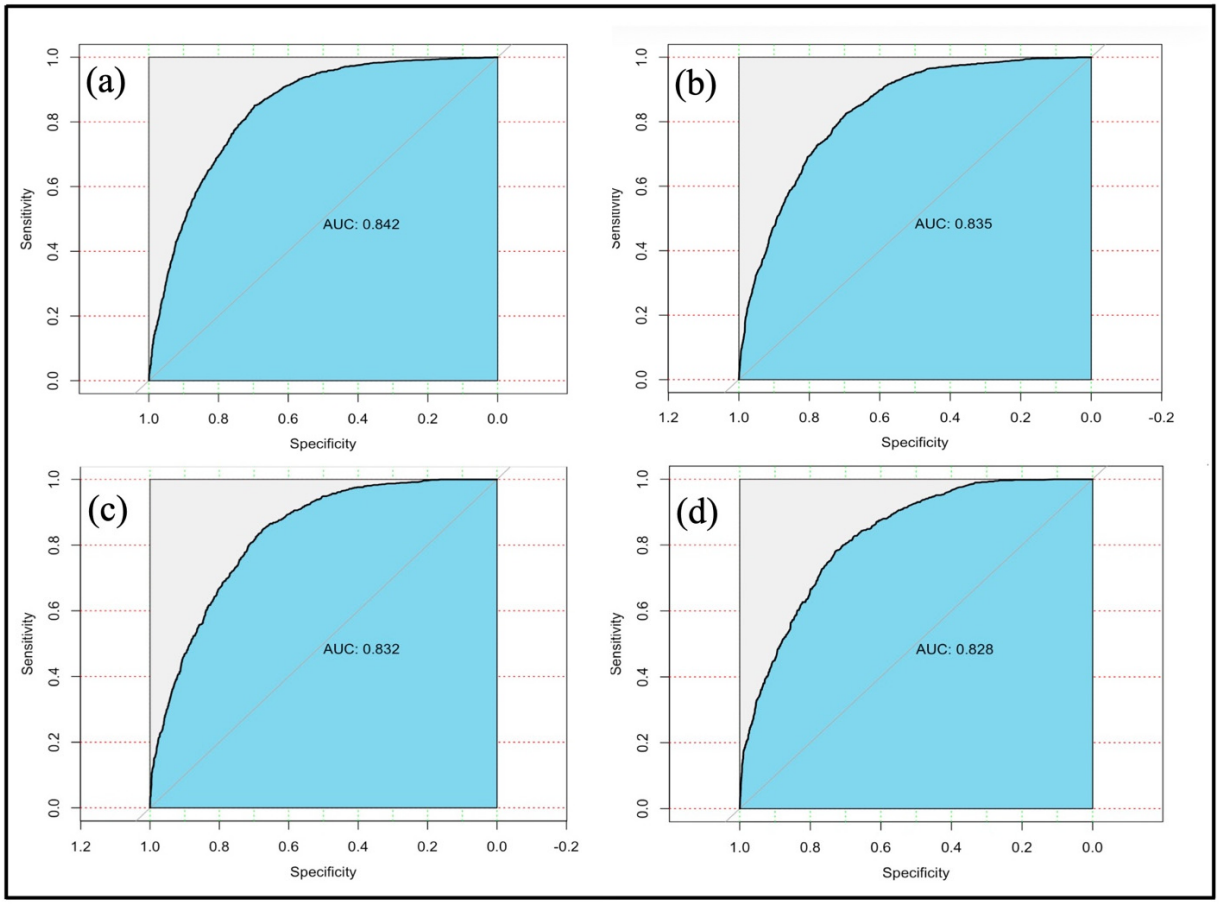

Figure S2. Cross-validation results. ROC curves and AUC values of random forest models of groundwater arsenic exceeding (a) 10, (b) 20, (c) 50, and (d) 80 μg/L.

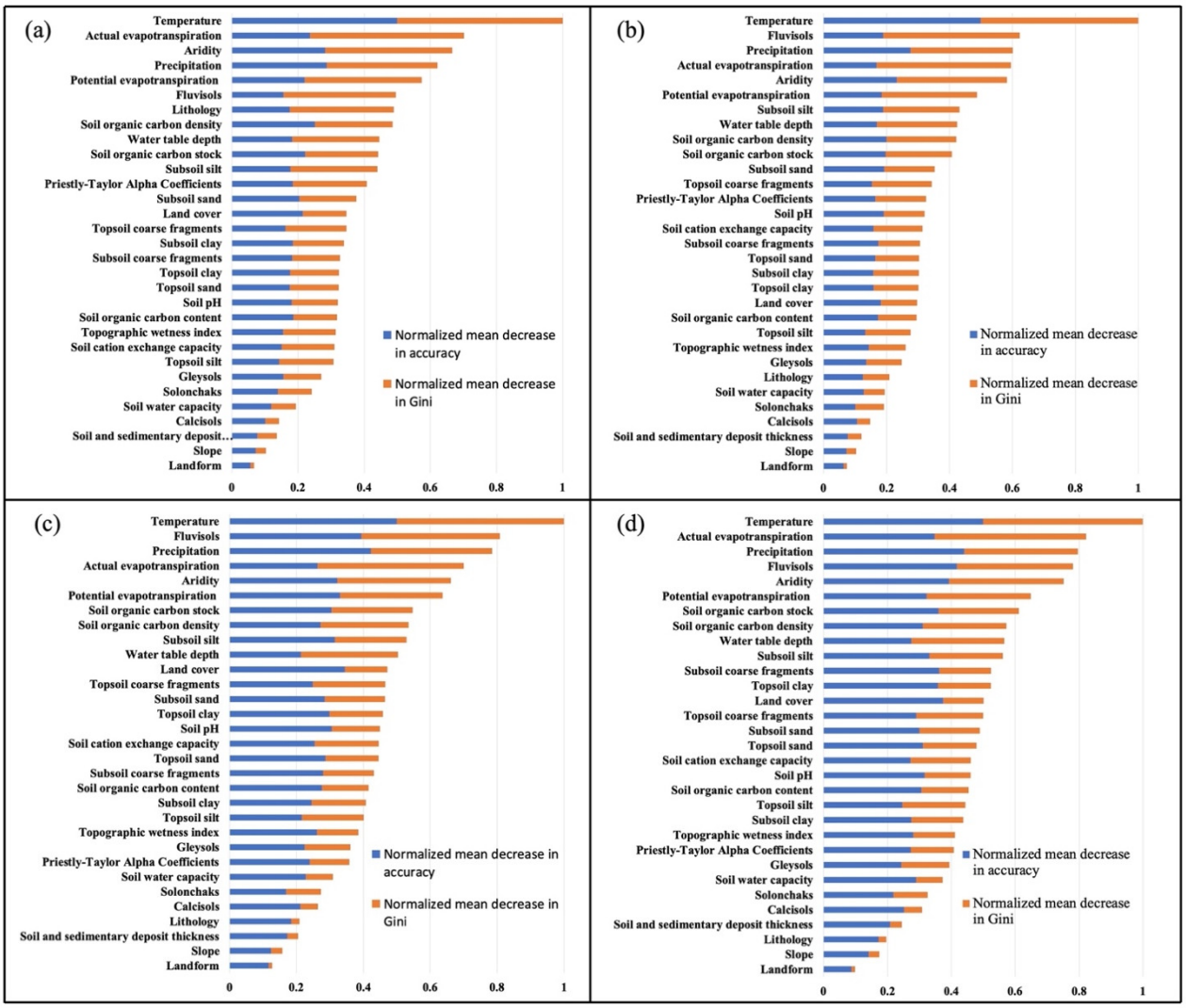

Figure S3. Normalized importance of predictors in terms of mean decrease values in accuracy and in Gini node impurity in the random forest models of groundwater arsenic exceeding (a) 10, (b) 20, (c) 50, and (d) 80 μg/L. Both mean decrease in accuracy and mean decrease in Gini node impurity were normalized by their largest values, respectively.

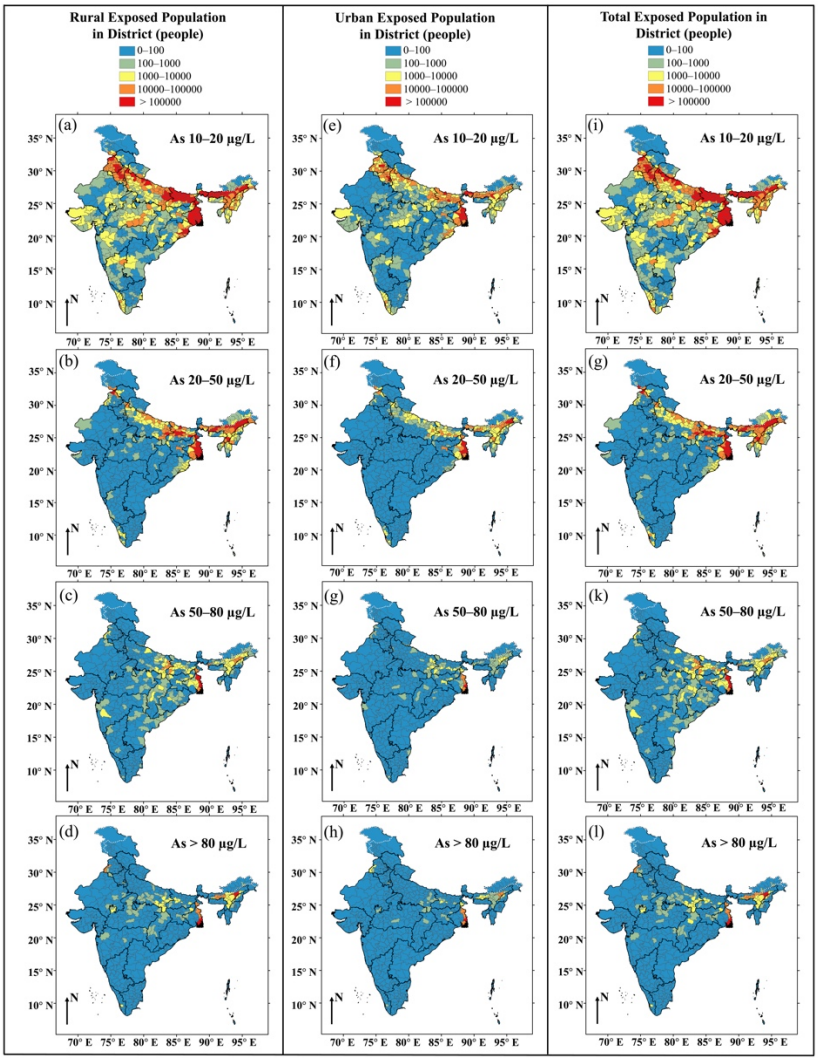

Figure S4. Maps of modelled district-wise population exposure to groundwaters arsenic in specific concentration ranges and based on exposure model 2 (see text). District-wise rural (a-d), urban (e-h), and total (i-l) population exposed to arsenic concentration ranges of 10 to 20 µg/L, 20 to 50 µg/L, 50 to 80 µg/L, and > 80 µg/L by drinking groundwater.

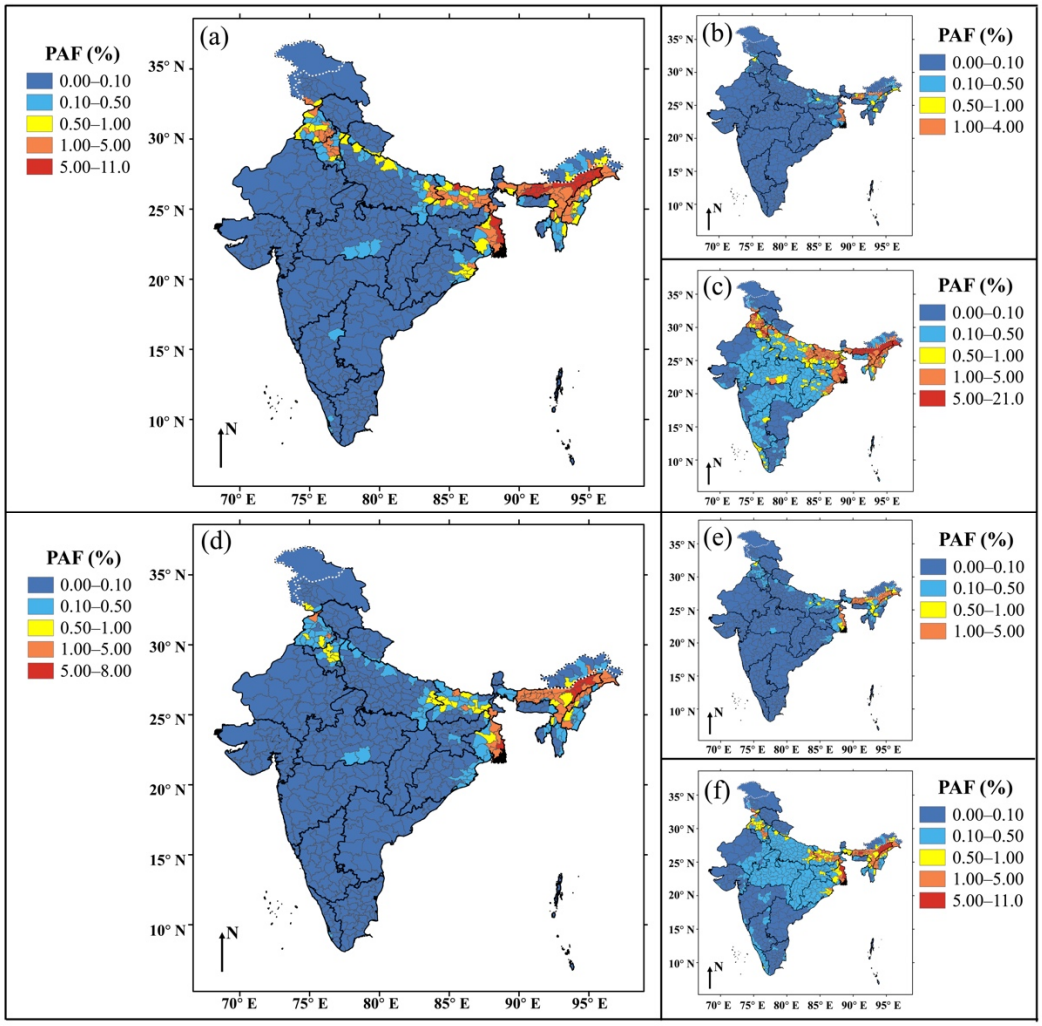

Figure S5. District-level maps of showing (a,d) population-attributable fraction (PAF) of high groundwater arsenic-attributable CVD mortality with error boundaries (lower (b,e) and upper (c,f) limits), based on exposure model 2 (see text). PAF estimations were based on both linear (a,b,c) and non-linear (d,e,f) dose-response relationships between cardiovascular disease mortality and arsenic concentration in drinking water.

Table S1. Groundwater arsenic concentration measurements in random forest models. Existing arsenic measurements taken from over 50 sources, mainly from India but also some neighboring South Asian countries. Summaries are given for before and after spatial averaging (geometric mean of arsenic concentrations within a 1 km² pixel).

Country	Data points, before spatial averaging (% of total)	Data points, after spatial averaging (% of total)
India [1-44]	132,744 (91%)	18,017 (74%)
Bangladesh [26,45]	4,215 (3%)	3,674 (15%)
Nepal [46]	7,575 (5%)	1,846 (8%)
Pakistan [47,48]	1,279 (1%)	760 (3%)
TOTAL	145,813	24,297

Copyright: © 2021 by the authors. Licensee MDPI, Basel, Switzerland. This article is an open access article distributed under the terms and conditions of the Creative Commons Attribution (CC BY) license (http://creativecommons.org/licenses/by/4.0/).

Table S2. Potential predictors used in the machine learning models. Brief descriptions and data sources are listed.

Variable Type	Variables	Descriptions	Data Sources
Climate	Actual evapotranspiration	Average rate of actual evapotranspiration (mm/yr)	[49]
Climate	Aridity	PET/Precipitation	[50]
Climate	Potential evapotranspiration	Average rate of potential evapotranspiration (mm/yr)	[50]
Climate	Precipitation	Average rate of precipitation (mm/yr)	[49]
Climate	Priestley-Taylor alpha coefficient	AET/PET	[49]
Climate	Temperature	Average temperature (℃)	[50]
Soil	Calcisols	Probability of the occurrence of calcisols	[51]
Soil	Fluvisols	Probability of the occurrence of fluvisols	[51]
Soil	Gleysols	Probability of the occurrence of gleysols	[51]
Soil	Subsoil clay	Weight % of clay particles (<0.0002 mm) at 2 m depth	[51]
Soil	Subsoil coarse fragments	Volume % of coarse fragments (>2 mm) at 2 m depth	[51]
Soi	Subsoil sand	Weight % of sand particles (0.05 - 2 mm) at 2 m depth	[51]
Soil	Subsoil silt	Weight % of silt particles (0.0002 - 0.05 mm) at 2 m depth	[51]
Soil	Topsoil clay	Weight % of clay particles (<0.0002 mm) at 0 m depth	[51]
Soil	Topsoil coarse fragments	Volume % of coarse fragments (>2 mm) at 0 m depth	[51]
Soi	Topsoil sand	Weight % of sand particles (0.05 - 2 mm) at 0 m depth	[51]
Soil	Topsoil silt	Weight % of silt particles (0.0002 - 0.05 mm) at 0 m depth	[51]
Soil	Soil cation exchange capacity	Cation exchange capacity (cmolc/kg) at 2 m depth	[51]
Soil	Soil pH	Soil pH measured in water at 2 m depth	[51]
Soil	Soil organic carbon content	Soil organic carbon content (g/kg) at 2 m depth	[51]
Soil	Soil organic carbon density	Soil organic carbon density (kg/m^3) at 2 m depth	[51]
Soil	Soil organic carbon stock	Soil organic carbon stock (t/ha) at 2 m depth	[51]
Soil	Soil and sedimentary deposit thickness	The thickness of soil and sedimentary deposit (m)	[52]
Soil	Solonchaks	Probability of the occurrence of solonchaks	[51]
Soil	Water wilting point	Volume % of available soil water until wilting point at 2 m depth	[51]
Topography	Slope	Slope (arc)	[53]
Topography	Landform	7 different categories of landform	[53]
Topography	Topographic wetness index	Combination of upslope contributing area and slope	[53]
Others	Water table depths	Water table depths (m)	[54]
Others	Land cover	17 different categories of land cover	[55]
Others	Lithology	15 different categories of lithology	[53]

Table S3. Comparison of out-of-bag (OOB) errors as a function of number of available predictors at each branch in random forest models (note 31 is the total number of potential predictors). The number shown in grey shadow is the optimum number of predictors at each branch in the model.

Number of available predictors	Out-of-bag (OOB) error			
	Groundwater Arsenic >10 μg/L	Groundwater Arsenic >20 μg/L	Groundwater Arsenic >50 μg/L	Groundwater Arsenic >80 μg/L
1	0.2688	0.3188	0.3659	0.3447
2	0.2510	0.2790	0.3429	0.3264
3	0.2477	0.2728	0.3362	0.3203
4	0.2430	0.2700	0.3325	0.3176
5	0.2441	0.2670	0.3283	0.3147
6	0.2422	0.2638	0.3263	0.3138
7	0.2417	0.2630	0.3248	0.3120

8	0.2409	0.2629	0.3226	0.3123
9	0.2407	0.2619	0.3228	0.3132
10	0.2395	0.2611	0.3206	0.3115
11	0.2412	0.2613	0.3187	0.3108
12	0.2403	0.2609	0.3206	0.3108
13	0.2405	0.2613	0.3193	0.3103
14	0.2399	0.2605	0.3193	0.3097
15	0.2395	0.2597	0.3206	0.3091
16	0.2386	0.2603	0.3178	0.3089
17	0.2392	0.2609	0.3198	0.3116
18	0.2386	0.2596	0.3172	0.3090
19	0.2397	0.2609	0.3170	0.3087
20	0.2403	0.2616	0.3192	0.3101
21	0.2401	0.2619	0.3190	0.3080
22	0.2407	0.2620	0.3167	0.3088
23	0.2407	0.2618	0.3187	0.3094
24	0.2397	0.2621	0.3172	0.3095
25	0.2405	0.2631	0.3183	0.3081
26	0.2411	0.2631	0.3193	0.3089
27	0.2406	0.2629	0.3189	0.3090
28	0.2408	0.2622	0.3189	0.3091
29	0.2409	0.2626	0.3181	0.3096
30	0.2419	0.2651	0.3186	0.3082
31	0.2426	0.2649	0.3200	0.3086

Table S4. Modelled districtwide exposures and cardiovascular disease (CVD) health risk. District-wise rural, urban, and total population exposed to arsenic concentration ranges of 10 to 20, 20 to 50, 50 to 80, and > 80 µg/L by drinking groundwater. Population-attributable fraction (PAF) of high groundwater arsenic-attributable CVD mortality. The estimations were based on exposure model 1 regarding water from hand pumps and tube wells/boreholes as groundwater, and both linear and non-linear dose-response relationships between cardiovascular disease mortality and arsenic concentration in drinking water.

State	District	Proportion (%) of areas exposed to groundwater arsenic				Total population exposed to groundwater arsenic				Rural population exposed to groundwater arsenic				Urban population exposed to groundwater arsenic				PAF (%) for CVD (Linear Model)	PAF (%) for CVD (Non-linear Model)
		10-20 µg/L	20-50 µg/L	50-80 µg/L	> 80 µg/L	10-20 µg/L	20-50 µg/L	50-80 µg/L	> 80 µg/L	10-20 µg/L	20-50 µg/L	50-80 µg/L	> 80 µg/L	10-20 µg/L	20-50 µg/L	50-80 µg/L	> 80 µg/L		
Andaman & Nicobar Island	Nicobar	0.34 [0, 2.11]	5.38 [4.01, 6.77]	0.06 [0, 0.95]	0.06 [0, 0.93]	0 [0, 0]	1 [1, 1]	0 [0, 0]	0 [0, 0]	0 [0, 0]	1 [1, 1]	0 [0, 0]	0 [0, 0]	0 [0, 0]	0 [0, 0]	0 [0, 0]	0 [0, 0]	0.0004 [0, 0.0012]	0.0002 [0.0002, 0.0006]
Andaman & Nicobar Island	North & Middle Andaman	1.52 [0.98, 2.74]	0.75 [0, 1.71]	0.39 [0, 1.02]	0 [0, 0.58]	9 [6, 16]	4 [0, 10]	2 [0, 6]	0 [0, 3]	9 [6, 16]	4 [0, 10]	2 [0, 6]	0 [0, 3]	0 [0, 0]	0 [0, 0]	0 [0, 0]	0 [0, 0]	0.0017 [0.0006, 0.0065]	0.0009 [0.0004, 0.0029]
Andaman & Nicobar Island	South Andaman	2.67 [1.97, 4.17]	1.85 [0.62, 3.03]	0.12 [0, 0.89]	0.08 [0, 0.81]	38 [28, 60]	27 [9, 44]	2 [0, 13]	1 [0, 12]	33 [25, 52]	23 [8, 38]	2 [0, 11]	1 [0, 10]	5 [4, 8]	3 [1, 6]	0 [0, 2]	0 [0, 2]	0.0032 [0.0013, 0.0088]	0.0017 [0.0008, 0.005]
Andhra Pradesh	Adilabad	0.01 [0, 0.49]	0 [0, 0.4]	0.01 [0, 0.28]	0 [0, 0.21]	56 [0, 5542]	0 [0, 4506]	56 [0, 3135]	0 [0, 2401]	48 [0, 4752]	0 [0, 3864]	48 [0, 2688]	0 [0, 2059]	8 [0, 790]	0 [0, 642]	8 [0, 447]	0 [0, 342]	0.0006 [0.0006, 0.0909]	0.0004 [0.0004, 0.064]
Andhra Pradesh	Anantapur	0.09 [0, 0.54]	0 [0, 0.37]	0 [0, 0.25]	0 [0, 0.2]	446 [0, 2668]	0 [0, 1831]	0 [0, 1255]	0 [0, 965]	403 [0, 2408]	0 [0, 1652]	0 [0, 1133]	0 [0, 871]	44 [0, 260]	0 [0, 178]	0 [0, 122]	0 [0, 94]	0.0009 [0.0009, 0.0279]	0.0003 [0.0003, 0.0189]
Andhra Pradesh	Chittoor	0 [0, 0.51]	0 [0, 0.42]	0 [0, 0.29]	0 [0, 0.23]	0 [0, 2831]	0 [0, 2321]	0 [0, 1583]	0 [0, 1244]	0 [0, 2119]	0 [0, 1738]	0 [0, 1185]	0 [0, 932]	0 [0, 712]	0 [0, 584]	0 [0, 398]	0 [0, 313]	0 [0, 0.0326]	0 [0, 0.0211]
Andhra Pradesh	East Godavari	0.01 [0, 0.62]	0 [0, 0.5]	0.02 [0, 0.36]	0 [0, 0.27]	94 [0, 7689]	0 [0, 6188]	283 [0, 4472]	0 [0, 3395]	81 [0, 6619]	0 [0, 5327]	244 [0, 3850]	0 [0, 2922]	13 [0, 1070]	0 [0, 861]	39 [0, 622]	0 [0, 472]	0.0012 [0.0012, 0.0695]	0.0009 [0.0009, 0.0442]
Andhra Pradesh	Guntur	0 [0, 0.59]	0 [0, 0.48]	0.01 [0, 0.33]	0 [0, 0.26]	0 [0, 9513]	0 [0, 7760]	115 [0, 5374]	0 [0, 4241]	0 [0, 7682]	0 [0, 6266]	93 [0, 4340]	0 [0, 3425]	0 [0, 1831]	0 [0, 1493]	22 [0, 1034]	0 [0, 816]	0.0005 [0.0005, 0.0975]	0.0004 [0.0004, 0.0618]

Andhra Pradesh	Hyderabad	0 [0, 5.52]	0 [0, 4.15]	0 [0, 2.55]	0 [0, 3.05]	0 [0, 2165]	0 [0, 1624]	0 [0, 1000]	0 [0, 1194]	0 [0, 0]	0 [0, 0]	0 [0, 0]	0 [0, 0]	0 [0, 2165]	0 [0, 1624]	0 [0, 1000]	0 [0, 1194]	0 [0, 0.0269]	0 [0, 0.0171]
Andhra Pradesh	Karimnagar	0 [0, 0.58]	0 [0, 0.47]	0.03 [0, 0.35]	0 [0, 0.26]	0 [0, 2998]	0 [0, 2448]	178 [0, 1838]	0 [0, 1333]	0 [0, 2285]	0 [0, 1866]	135 [0, 1401]	0 [0, 1016]	0 [0, 713]	0 [0, 582]	42 [0, 437]	0 [0, 317]	0.0009 [0.0009, 0.0447]	0.0007 [0.0007, 0.0245]
Andhra Pradesh	Khammam	0.02 [0, 0.51]	0 [0, 0.4]	0.02 [0, 0.3]	0 [0, 0.22]	119 [0, 3968]	0 [0, 3161]	159 [0, 2318]	0 [0, 1685]	105 [0, 3500]	0 [0, 2788]	140 [0, 2045]	0 [0, 1486]	14 [0, 468]	0 [0, 373]	19 [0, 274]	0 [0, 199]	0.0014 [0.0014, 0.0765]	0.001 [0.001, 0.0407]
Andhra Pradesh	Krishna	0 [0, 0.69]	0 [0, 0.56]	0 [0, 0.38]	0 [0, 0.31]	0 [0, 5163]	0 [0, 4187]	0 [0, 2818]	0 [0, 2336]	0 [0, 3629]	0 [0, 2943]	0 [0, 1981]	0 [0, 1642]	0 [0, 1534]	0 [0, 1244]	0 [0, 837]	0 [0, 694]	0 [0, 0.0604]	0 [0, 0.038]
Andhra Pradesh	Kurnool	1.14 [0.97, 1.61]	0 [0, 0.38]	0 [0, 0.26]	0 [0, 0.2]	7286 [6230, 10280]	0 [0, 2464]	0 [0, 1686]	0 [0, 1305]	6910 [5909, 9750]	0 [0, 2337]	0 [0, 1600]	0 [0, 1238]	375 [321, 530]	0 [0, 127]	0 [0, 87]	0 [0, 67]	0.0142 [0.0051, 0.0568]	0.005 [0.005, 0.027]
Andhra Pradesh	Mahbubnagar	0.31 [0.15, 0.77]	0 [0, 0.38]	0 [0, 0.26]	0 [0, 0.2]	2393 [1159, 5906]	0 [0, 2893]	0 [0, 1982]	0 [0, 1529]	2237 [1084, 5522]	0 [0, 2705]	0 [0, 1853]	0 [0, 1429]	155 [75, 384]	0 [0, 188]	0 [0, 129]	0 [0, 99]	0.0047 [0.0035, 0.0506]	0.0017 [0.0017, 0.0312]
Andhra Pradesh	Medak	0.01 [0, 0.65]	0 [0, 0.52]	0.03 [0, 0.38]	0 [0, 0.29]	57 [0, 4410]	0 [0, 3540]	170 [0, 2561]	0 [0, 1955]	48 [0, 3742]	0 [0, 3004]	144 [0, 2173]	0 [0, 1659]	9 [0, 668]	0 [0, 536]	26 [0, 388]	0 [0, 296]	0.0012 [0.0012, 0.0729]	0.0009 [0.0009, 0.0467]
Andhra Pradesh	Nalgonda	0.13 [0, 0.66]	0 [0, 0.43]	0 [0, 0.29]	0 [0, 0.23]	818 [0, 4199]	0 [0, 2770]	0 [0, 1886]	0 [0, 1491]	762 [0, 3910]	0 [0, 2579]	0 [0, 1756]	0 [0, 1388]	56 [0, 290]	0 [0, 191]	0 [0, 130]	0 [0, 103]	0.0019 [0.0019, 0.0484]	0.0007 [0.0007, 0.0287]
Andhra Pradesh	Nizamabad	0.02 [0, 0.74]	0 [0, 0.58]	0 [0, 0.39]	0 [0, 0.32]	101 [0, 3638]	0 [0, 2864]	0 [0, 1925]	0 [0, 1605]	75 [0, 2697]	0 [0, 2124]	0 [0, 1427]	0 [0, 1190]	26 [0, 941]	0 [0, 741]	0 [0, 498]	0 [0, 415]	0.0003 [0.0003, 0.0684]	0.0001 [0.0001, 0.0402]
Andhra Pradesh	Prakasam	0.04 [0, 0.51]	0 [0, 0.39]	0 [0, 0.26]	0 [0, 0.2]	360 [0, 4899]	0 [0, 3734]	0 [0, 2556]	0 [0, 1979]	325 [0, 4427]	0 [0, 3374]	0 [0, 2310]	0 [0, 1788]	35 [0, 472]	0 [0, 360]	0 [0, 246]	0 [0, 191]	0.0008 [0.0008, 0.0746]	0.0003 [0.0003, 0.0402]
Andhra Pradesh	Rangareddy	0 [0, 0.74]	0 [0, 0.6]	0 [0, 0.4]	0 [0, 0.34]	0 [0, 3530]	0 [0, 2856]	0 [0, 1917]	0 [0, 1606]	0 [0, 2207]	0 [0, 1785]	0 [0, 1198]	0 [0, 1004]	0 [0, 1323]	0 [0, 1070]	0 [0, 719]	0 [0, 602]	0 [0, 0.0332]	0 [0, 0.0211]
Andhra Pradesh	Sri Potti Sriramulu Nellore	0.11 [0, 0.67]	0 [0, 0.45]	0.04 [0, 0.35]	0 [0, 0.24]	728 [0, 4266]	0 [0, 2893]	283 [0, 2250]	0 [0, 1567]	543 [0, 3179]	0 [0, 2156]	211 [0, 1676]	0 [0, 1167]	186 [0, 1088]	0 [0, 738]	72 [0, 573]	0 [0, 399]	0.0038 [0.0038, 0.0655]	0.0022 [0.0022, 0.0392]
Andhra Pradesh	Srikakulam	0 [0, 0.81]	0 [0, 0.65]	0.04 [0, 0.47]	0 [0, 0.37]	0 [0, 8934]	0 [0, 7203]	426 [0, 5243]	0 [0, 4102]	0 [0, 7988]	0 [0, 6440]	381 [0, 4688]	0 [0, 3668]	0 [0, 946]	0 [0, 763]	45 [0, 555]	0 [0, 434]	0.0031 [0.0031, 0.1835]	0.0024 [0.0024, 0.1041]
Andhra Pradesh	Visakhapatnam	0.03 [0, 0.62]	0 [0, 0.48]	0.01 [0, 0.34]	0 [0, 0.26]	348 [0, 7541]	0 [0, 5868]	174 [0, 4151]	0 [0, 3205]	209 [0, 4524]	0 [0, 3520]	104 [0, 2490]	0 [0, 1923]	139 [0, 3017]	0 [0, 2348]	70 [0, 1661]	0 [0, 1282]	0.0014 [0.0014, 0.0867]	0.0009 [0.0009, 0.052]
Andhra Pradesh	Vizianagaram	0 [0, 0.86]	0 [0, 0.69]	0 [0, 0.46]	0 [0, 0.4]	0 [0, 8301]	0 [0, 6677]	0 [0, 4452]	0 [0, 3835]	0 [0, 7634]	0 [0, 6140]	0 [0, 4094]	0 [0, 3527]	0 [0, 667]	0 [0, 537]	0 [0, 358]	0 [0, 308]	0 [0, 0.1775]	0 [0, 0.114]
Andhra Pradesh	Warangal	0.01 [0, 0.56]	0 [0, 0.45]	0 [0, 0.31]	0 [0, 0.25]	43 [0, 3830]	0 [0, 3096]	0 [0, 2104]	0 [0, 1678]	36 [0, 3149]	0 [0, 2545]	0 [0, 1730]	0 [0, 1379]	8 [0, 682]	0 [0, 551]	0 [0, 374]	0 [0, 299]	0.0001 [0, 0.0545]	0 [0, 0.0335]
Andhra Pradesh	West Godavari	0 [0, 0.73]	0 [0, 0.59]	0.01 [0, 0.41]	0 [0, 0.33]	0 [0, 3346]	0 [0, 2708]	49 [0, 1868]	0 [0, 1521]	0 [0, 2800]	0 [0, 2266]	41 [0, 1563]	0 [0, 1273]	0 [0, 546]	0 [0, 442]	8 [0, 305]	0 [0, 248]	0.0002 [0.0002, 0.0492]	0.0002 [0.0002, 0.0266]
Andhra Pradesh	Y.s.r.	0.01 [0, 0.52]	0 [0, 0.42]	0 [0, 0.29]	0 [0, 0.22]	37 [0, 1754]	0 [0, 1408]	0 [0, 960]	0 [0, 755]	31 [0, 1462]	0 [0, 1174]	0 [0, 801]	0 [0, 629]	6 [0, 292]	0 [0, 234]	0 [0, 160]	0 [0, 126]	0.0001 [0.0001, 0.032]	0 [0, 0.0171]
Arunanchal Pradesh	Anjaw	1.61 [1.31, 2.38]	1.32 [0.54, 1.94]	0.02 [0, 0.44]	0 [0, 0.35]	0 [0, 0]	0 [0, 0]	0 [0, 0]	0 [0, 0]	0 [0, 0]	0 [0, 0]	0 [0, 0]	0 [0, 0]	0 [0, 0]	0 [0, 0]	0 [0, 0]	0 [0, 0]	0 [0, 0]	0 [0, 0]
Arunanchal Pradesh	Changlang	19.18 [18.82, 20.06]	53.62 [52.76, 54.33]	0.53 [0.28, 1]	0 [0, 0.41]	9275 [9100, 9701]	25930 [25513, 26273]	256 [137, 484]	0 [0, 197]	9267 [9092, 9692]	25907 [25490, 26249]	256 [137, 484]	0 [0, 197]	8 [8, 9]	23 [23, 24]	0 [0, 0]	0 [0, 0]	2.9735 [0.0146, 5.6008]	1.6776 [0.8852, 2.64]
Arunanchal Pradesh	Dibang Valley	0.19 [0, 0.9]	0.92 [0.17, 1.5]	0.08 [0, 0.47]	0 [0, 0.32]	0 [0, 0]	0 [0, 0]	0 [0, 0]	0 [0, 0]	0 [0, 0]	0 [0, 0]	0 [0, 0]	0 [0, 0]	0 [0, 0]	0 [0, 0]	0 [0, 0]	0 [0, 0]	0 [0, 0]	0 [0, 0]
Arunanchal Pradesh	East Kameng	5.38 [5.06, 6.18]	12.71 [11.9, 13.36]	0.61 [0.4, 1.04]	0.13 [0, 0.5]	13 [13, 15]	32 [30, 33]	2 [1, 3]	0 [0, 1]	13 [13, 15]	32 [30, 33]	2 [1, 3]	0 [0, 1]	0 [0, 0]	0 [0, 0]	0 [0, 0]	0 [0, 0]	0.0077 [0, 0.0153]	0.0044 [0.0025, 0.0067]
Arunanchal Pradesh	East Siang	15.16 [14.72, 16.19]	47.78 [46.82, 48.6]	5.41 [5.09, 5.96]	0.87 [0.56, 1.36]	2985 [2899, 3188]	9406 [9218, 9568]	1066 [1002, 1173]	172 [109, 267]	2122 [2061, 2266]	6687 [6553, 6802]	757 [712, 834]	122 [78, 190]	863 [838, 922]	2719 [2665, 2766]	308 [290, 339]	50 [32, 77]	1.8318 [0.4093, 3.5039]	1.0964 [0.5859, 1.5808]
Arunanchal Pradesh	Kurung Kumey	6.37 [6.08, 7.12]	7.43 [6.66, 8.04]	0.58 [0.4, 0.99]	0.48 [0.24, 0.82]	37 [35, 41]	43 [38, 46]	3 [2, 6]	3 [1, 5]	37 [35, 41]	43 [38, 46]	3 [2, 6]	3 [1, 5]	0 [0, 0]	0 [0, 0]	0 [0, 0]	0 [0, 0]	0.0114 [0.0015, 0.0205]	0.0064 [0.0042, 0.0095]
Arunanchal Pradesh	Lohit	6.59 [6.17, 7.6]	33.09 [32.14, 33.89]	0.37 [0.06, 0.9]	0 [0, 0.47]	5545 [5186, 6393]	27823 [27030, 28501]	311 [49, 760]	0 [0, 398]	4732 [4426, 5456]	23746 [23069, 24325]	265 [41, 648]	0 [0, 339]	813 [760, 937]	4077 [3961, 4177]	46 [7, 111]	0 [0, 58]	3.0168 [0.4032, 5.9691]	1.7502 [0.9086, 2.5688]

Arunanchal Pradesh	Lower Dibang Valley	8.65 [8.32, 9.48]	17.8 [16.98, 18.46]	1.27 [1.06, 1.71]	0.15 [0, 0.52]	1104 [1062, 1209]	2270 [2165, 2355]	162 [135, 219]	19 [0, 67]	1104 [1062, 1209]	2270 [2165, 2355]	162 [135, 219]	19 [0, 67]	0 [0, 0]	0 [0, 0]	0 [0, 0]	0 [0, 0]	0.8303 [0.0823, 1.6802]	0.4708 [0.2761, 0.6755]
Arunanchal Pradesh	Lower Subansiri	2.51 [1.93, 3.79]	24.82 [23.72, 25.84]	1.96 [1.48, 2.62]	2.11 [1.73, 2.73]	21 [16, 31]	205 [196, 214]	16 [12, 22]	17 [14, 23]	21 [16, 31]	205 [196, 214]	16 [12, 22]	17 [14, 23]	0 [0, 0]	0 [0, 0]	0 [0, 0]	0 [0, 0]	0.0469 [0.0112, 0.1046]	0.0302 [0.0185, 0.0455]
Arunanchal Pradesh	Papum Pare	2.68 [2.24, 3.7]	32.31 [31.35, 33.13]	2.25 [1.93, 2.8]	0.46 [0.15, 0.95]	95 [80, 132]	1148 [1114, 1177]	80 [69, 99]	16 [5, 34]	52 [43, 71]	623 [605, 639]	43 [37, 54]	9 [3, 18]	43 [36, 60]	525 [509, 538]	37 [31, 45]	8 [2, 15]	0.1096 [0.0118, 0.2403]	0.0667 [0.0387, 0.0993]
Arunanchal Pradesh	Tawang	0 [0, 1.32]	0 [0, 1.05]	0 [0, 0.68]	0 [0, 0.64]	0 [0, 1]	0 [0, 0]	0 [0, 0]	0 [0, 0]	0 [0, 1]	0 [0, 0]	0 [0, 0]	0 [0, 0]	0 [0, 0]	0 [0, 0]	0 [0, 0]	0 [0, 0]	0 [0, 0.0006]	0 [0, 0.0003]
Arunanchal Pradesh	Tirap	33.58 [32.92, 35.02]	42.44 [41.25, 43.58]	0.49 [0, 1.23]	0 [0, 0.7]	261 [256, 272]	330 [321, 339]	4 [0, 10]	0 [0, 5]	244 [239, 254]	308 [299, 316]	4 [0, 9]	0 [0, 5]	17 [17, 18]	22 [21, 23]	0 [0, 1]	0 [0, 0]	0.0617 [0.012, 0.1229]	0.0324 [0.0205, 0.0499]
Arunanchal Pradesh	Upper Siang	5.29 [4.99, 6.03]	8.24 [7.47, 8.85]	2.83 [2.65, 3.24]	2.57 [2.33, 2.91]	0 [0, 0]	0 [0, 0]	0 [0, 0]	0 [0, 0]	0 [0, 0]	0 [0, 0]	0 [0, 0]	0 [0, 0]	0 [0, 0]	0 [0, 0]	0 [0, 0]	0 [0, 0]	0.0004 [0.0002, 0.0007]	0.0003 [0.0002, 0.0004]
Arunanchal Pradesh	Upper Subansiri	3.61 [3.31, 4.39]	13.26 [12.47, 13.88]	1.95 [1.76, 2.37]	0.52 [0.27, 0.87]	9 [8, 11]	34 [32, 35]	5 [4, 6]	1 [1, 2]	9 [8, 11]	34 [32, 35]	5 [4, 6]	1 [1, 2]	0 [0, 0]	0 [0, 0]	0 [0, 0]	0 [0, 0]	0.0083 [0.0025, 0.0181]	0.0051 [0.0028, 0.007]
Arunanchal Pradesh	West Kameng	6.29 [5.94, 7.15]	6.56 [5.71, 7.26]	0.1 [0, 0.56]	0.03 [0, 0.43]	31 [30, 36]	33 [29, 36]	1 [0, 3]	0 [0, 2]	31 [30, 36]	33 [29, 36]	1 [0, 3]	0 [0, 2]	0 [0, 0]	0 [0, 0]	0 [0, 0]	0 [0, 0]	0.0088 [0.0023, 0.0174]	0.0045 [0.0031, 0.0077]
Arunanchal Pradesh	West Siang	3.45 [3.18, 4.13]	29.42 [28.69, 29.98]	2.54 [2.38, 2.91]	0.15 [0, 0.46]	94 [87, 113]	806 [786, 821]	69 [65, 80]	4 [0, 13]	21 [20, 26]	182 [177, 185]	16 [15, 18]	1 [0, 3]	73 [67, 88]	624 [608, 636]	54 [50, 62]	3 [0, 10]	0.1236 [0, 0.251]	0.0745 [0.037, 0.1123]
Assam	Baksa	64.67 [64.07, 65.99]	20.68 [19.56, 21.73]	0 [0, 0.69]	0 [0, 0.64]	417615 [413762, 426153]	133579 [126301, 140337]	0 [0, 4424]	0 [0, 4109]	410163 [406378, 418548]	131195 [124047, 137832]	0 [0, 4345]	0 [0, 4036]	7453 [7384, 7605]	2384 [2254, 2504]	0 [0, 79]	0 [0, 73]	5.2233 [0, 9.278]	2.3818 [1.3491, 3.4441]
Assam	Barpeta	67.86 [67.25, 69.21]	21.54 [20.4, 22.6]	0.47 [0, 1.16]	5.28 [4.89, 5.93]	1007186 [998157, 1027119]	319616 [302717, 335385]	6905 [0, 17221]	78424 [72539, 88032]	921620 [913357, 939859]	292463 [276999, 306892]	6319 [0, 15758]	71762 [66376, 80553]	85567 [84800, 87260]	27153 [25718, 28493]	587 [0, 1463]	6663 [6163, 7479]	7.9993 [2.943, 13.3982]	4.3225 [2.7041, 5.8568]
Assam	Bongaigaon	46.8 [45.78, 48.84]	21.25 [19.75, 22.84]	0.15 [0, 1.17]	0 [0, 1.02]	199350 [194995, 208052]	90529 [84137, 97306]	620 [0, 4974]	0 [0, 4365]	180348 [176409, 188220]	81900 [76117, 88031]	561 [0, 4500]	0 [0, 3949]	19002 [18587, 19831]	8629 [8020, 9275]	59 [0, 474]	0 [0, 416]	3.7765 [0.9497, 6.9642]	1.7896 [1.2347, 2.7804]
Assam	Cachar	13.63 [13.18, 14.66]	34.74 [33.78, 35.57]	1.09 [0.76, 1.64]	0.27 [0, 0.75]	11844 [11459, 12746]	30198 [29363, 30918]	945 [660, 1422]	232 [0, 656]	4993 [4831, 5373]	12730 [12378, 13034]	399 [278, 599]	98 [0, 277]	6851 [6629, 7373]	17468 [16985, 17885]	547 [382, 822]	134 [0, 379]	0.319 [0.0293, 0.6188]	0.1801 [0.1054, 0.2806]
Assam	Chirang	41.43 [40.69, 43]	12.88 [11.62, 14.11]	0.04 [0, 0.85]	0 [0, 0.77]	86524 [84985, 89800]	26894 [24260, 29470]	93 [0, 1767]	0 [0, 1602]	77926 [76539, 80875]	24221 [21849, 26541]	84 [0, 1591]	0 [0, 1443]	8599 [8446, 8924]	2673 [2411, 2929]	9 [0, 176]	0 [0, 159]	2.1815 [0.5529, 4.0757]	0.9755 [0.6197, 1.465]
Assam	Darrang	86.77 [86, 88.4]	2.48 [1.18, 3.75]	0.14 [0, 0.97]	2.33 [1.86, 3.13]	697467 [691263, 710550]	19895 [9508, 30171]	1148 [0, 7815]	18747 [14989, 25170]	655356 [649527, 667649]	18694 [8934, 28349]	1078 [0, 7343]	17615 [14084, 23650]	42111 [41736, 42901]	1201 [574, 1822]	69 [0, 472]	1132 [905, 1520]	6.353 [1.1806, 11.4469]	2.7383 [1.6046, 4.3113]
Assam	Dhemaji	8.65 [8.09, 9.69]	89.37 [88.28, 88.41]	0.7 [0.24, 1.32]	0 [0, 0.59]	46736 [43723, 52340]	482935 [477062, 477727]	3777 [1308, 7138]	0 [0, 3167]	43048 [40274, 48210]	444834 [439424, 440036]	3479 [1205, 6575]	0 [0, 2917]	3687 [3450, 4129]	38101 [37638, 37690]	298 [103, 563]	0 [0, 250]	9.789 [0.8713, 19.2963]	5.9519 [2.747, 8.9365]
Assam	Dhubri	27.38 [26.77, 28.73]	20.49 [19.35, 21.56]	0.77 [0.25, 1.47]	0 [0, 0.65]	450374 [440328, 472536]	337093 [318325, 354623]	12648 [4085, 24114]	0 [0, 10685]	403754 [394747, 423621]	302199 [285374, 317914]	11339 [3662, 21617]	0 [0, 9579]	46621 [45581, 48915]	34894 [32952, 36709]	1309 [423, 2496]	0 [0, 1106]	4.269 [0.6143, 7.7782]	2.1853 [1.428, 3.4046]
Assam	Dibrugarh	20.55 [20.08, 21.34]	77.63 [76.64, 77.41]	0.18 [0, 0.74]	0 [0, 0.51]	228727 [223499, 237517]	864106 [853061, 861666]	2002 [0, 8269]	0 [0, 5651]	197382 [192870, 204968]	745689 [736157, 743583]	1728 [0, 7136]	0 [0, 4877]	31345 [30628, 32549]	118418 [116904, 118083]	274 [0, 1133]	0 [0, 774]	9.7787 [1.263, 20.0847]	5.7573 [3.1281, 8.5927]
Assam	Dima Hasao	18.18 [17.81, 19.09]	16.71 [15.84, 17.44]	4.28 [4.03, 4.76]	6.32 [6.04, 6.74]	134 [131, 140]	123 [116, 128]	31 [30, 35]	46 [44, 50]	87 [85, 91]	80 [76, 83]	20 [19, 23]	30 [29, 32]	47 [46, 49]	43 [41, 45]	11 [10, 12]	16 [15, 17]	0.0216 [0.0116, 0.0371]	0.0144 [0.0096, 0.0198]
Assam	Goalpara	44.76 [44.1, 46.21]	22.9 [21.7, 24.04]	0.04 [0, 0.78]	0.99 [0.57, 1.7]	288707 [284403, 298043]	147682 [139967, 155047]	247 [0, 5049]	6410 [3683, 10942]	244634 [240986, 252544]	125137 [118600, 131378]	209 [0, 4278]	5432 [3121, 9272]	44074 [43417, 45499]	22545 [21367, 23669]	38 [0, 771]	979 [562, 1670]	4.3549 [0.0781, 7.7304]	2.1771 [1.3035, 3.1252]
Assam	Golaghat	42.33 [41.85, 43.43]	22.97 [21.97, 23.84]	7.42 [7.06, 8]	22.76 [22.43, 23.28]	332714 [328984, 341350]	180534 [172692, 187417]	58324 [55471, 62865]	178919 [176294, 183002]	303880 [300474, 311767]	164889 [157726, 171175]	53269 [50664, 57417]	163413 [161016, 167143]	28834 [28511, 29582]	15646 [14966, 16242]	5055 [4807, 5448]	15506 [15278, 15860]	9.305 [4.1008, 15.0527]	6.887 [4.8297, 9.0463]

Assam	Hailakandi	12.19 [11.3, 14]	10.66 [9.27, 12.08]	0 [0, 0.92]	0 [0, 0.9]	5404 [5011, 6210]	4728 [4112, 5359]	0 [0, 407]	0 [0, 400]	4264 [3954, 4901]	3731 [3245, 4229]	0 [0, 321]	0 [0, 316]	1139 [1057, 1310]	997 [867, 1130]	0 [0, 86]	0 [0, 84]	0.1685 [0.0388, 0.3464]	0.0846 [0.0531, 0.1458]
Assam	Jorhat	16.67 [16.16, 17.39]	52.81 [51.78, 52.41]	6.62 [6.22, 7.05]	23.19 [22.84, 23.15]	85117 [82513, 88805]	269644 [264351, 267573]	33787 [31733, 35985]	118383 [116591, 118206]	75488 [73179, 78759]	239141 [234447, 237305]	29965 [28144, 31914]	104992 [103402, 104835]	9629 [9334, 10046]	30503 [29904, 30268]	3822 [3590, 4071]	13392 [13189, 13372]	7.0305 [1.4974, 11.6943]	5.2572 [3.5289, 6.9672]
Assam	Kamrup	58.83 [58.31, 60.02]	2.8 [1.75, 3.75]	0.05 [0, 0.67]	4.87 [4.51, 5.43]	709932 [703622, 724273]	33822 [21143, 45218]	638 [0, 8133]	58709 [54399, 65541]	649394 [643622, 662512]	30937 [19340, 41362]	584 [0, 7440]	53703 [49760, 59952]	60538 [60000, 61761]	2884 [1803, 3856]	54 [0, 694]	5006 [4639, 5589]	4.7743 [1.4787, 9.5291]	2.4228 [1.4874, 3.5456]
Assam	Kamrup Metropolitan	22.92 [21.98, 24.82]	0.64 [0, 2.12]	0 [0, 0.96]	0.32 [0, 1.27]	83059 [79668, 89951]	2307 [0, 7689]	0 [0, 3468]	1154 [0, 4587]	11039 [10589, 11955]	307 [0, 1022]	0 [0, 461]	153 [0, 610]	72020 [69080, 77996]	2001 [0, 6667]	0 [0, 3007]	1000 [0, 3978]	0.5702 [0.1174, 1.2508]	0.224 [0.1462, 0.4454]
Assam	Karbi Anglong	7.01 [6.79, 7.61]	3.35 [2.68, 3.84]	0.87 [0.75, 1.2]	0.94 [0.74, 1.21]	21276 [20593, 23099]	10178 [8143, 11664]	2645 [2267, 3652]	2847 [2243, 3661]	19151 [18537, 20792]	9162 [7330, 10500]	2381 [2040, 3287]	2563 [2019, 3295]	2124 [2056, 2306]	1016 [813, 1165]	264 [226, 365]	284 [224, 366]	0.4578 [0.1886, 0.749]	0.2707 [0.207, 0.3899]
Assam	Karimganj	16.7 [15.99, 18.22]	9.87 [8.64, 11.06]	0.12 [0, 0.9]	0 [0, 0.74]	32288 [30922, 35218]	19083 [16700, 21390]	242 [0, 1743]	0 [0, 1428]	28689 [27476, 31293]	16956 [14838, 19006]	215 [0, 1549]	0 [0, 1269]	3599 [3446, 3925]	2127 [1861, 2384]	27 [0, 194]	0 [0, 159]	0.4347 [0.1071, 0.805]	0.2097 [0.1348, 0.3219]
Assam	Kokrajhar	50.31 [49.82, 51.45]	12.43 [11.41, 13.33]	0 [0, 0.59]	0 [0, 0.54]	239070 [236728, 244453]	59050 [54212, 63335]	0 [0, 2824]	0 [0, 2553]	222489 [220309, 227498]	54954 [50452, 58942]	0 [0, 2628]	0 [0, 2376]	16582 [16419, 16955]	4096 [3760, 4393]	0 [0, 196]	0 [0, 177]	3.0012 [0.5312, 5.7303]	1.3096 [0.7441, 2.0238]
Assam	Lakhimpur	16.75 [16.23, 17.94]	78.35 [77.3, 79.29]	0.21 [0, 0.83]	0 [0, 0.57]	86395 [83696, 92526]	403993 [398574, 408866]	1092 [0, 4296]	0 [0, 2921]	78765 [76305, 84354]	368314 [363374, 372757]	995 [0, 3917]	0 [0, 2663]	7630 [7392, 8172]	35679 [35200, 36109]	96 [0, 379]	0 [0, 258]	5.9234 [0, 11.3075]	3.4582 [1.8438, 5.3064]
Assam	Marigaon	38.71 [37.91, 40.37]	1.34 [0.03, 2.65]	0.1 [0, 0.95]	1.54 [1.07, 2.36]	310896 [304513, 324282]	10789 [248, 21294]	799 [0, 7608]	12388 [8556, 18974]	294087 [288049, 306750]	10206 [234, 20143]	756 [0, 7196]	11718 [8093, 17948]	16809 [16464, 17532]	583 [13, 1151]	43 [0, 411]	670 [463, 1026]	2.9832 [0.222, 6.63]	1.3272 [0.7733, 2.0246]
Assam	Nagaon	38.22 [37.8, 39.22]	1.77 [0.83, 2.57]	0.08 [0, 0.61]	0.33 [0.02, 0.8]	842355 [833016, 864453]	39021 [18316, 56695]	1697 [0, 13404]	7210 [405, 17569]	745812 [737543, 765377]	34549 [16217, 50197]	1502 [0, 11868]	6384 [359, 15555]	96543 [95473, 99076]	4472 [2099, 6498]	194 [0, 1536]	826 [46, 2014]	2.5663 [0, 5.1717]	1.0173 [0.4884, 1.5724]
Assam	Nalbari	74.36 [73.32, 76.44]	10.01 [8.5, 11.63]	0.6 [0, 1.63]	7.4 [6.82, 8.44]	534533 [527055, 549427]	71987 [61101, 83580]	4298 [0, 11741]	53185 [49053, 60666]	482938 [476182, 496394]	65039 [55203, 75513]	3883 [0, 10608]	48051 [44318, 54810]	51595 [50874, 53033]	6949 [5898, 8067]	415 [0, 1133]	5134 [4735, 5856]	7.9964 [1.2249, 13.7913]	4.3653 [2.3846, 6.1893]
Assam	Sivasagar	16.71 [16.15, 17.86]	76.21 [75.13, 76.82]	3.84 [3.39, 4.47]	0.26 [0, 0.85]	118606 [114668, 126817]	541115 [533419, 545389]	27292 [24071, 31739]	1847 [0, 6051]	107967 [104382, 115441]	492574 [485568, 496464]	24844 [21912, 28892]	1681 [0, 5508]	10640 [10286, 11376]	48541 [47851, 48924]	2448 [2159, 2847]	166 [0, 543]	7.522 [1.5136, 14.8521]	4.5228 [2.4995, 6.6604]
Assam	Sonitpur	69.61 [69.25, 70.48]	16.87 [16.01, 17.56]	0.12 [0, 0.58]	0.65 [0.37, 1.05]	469095 [466706, 474946]	113657 [107898, 118362]	793 [0, 3929]	4360 [2520, 7065]	433358 [431151, 438764]	104998 [99678, 109345]	732 [0, 3629]	4028 [2328, 6527]	35737 [35555, 36183]	8659 [8220, 9017]	60 [0, 299]	332 [192, 538]	2.7695 [0.4975, 4.9161]	1.2386 [0.6807, 1.7456]
Assam	Tinsukia	29.65 [29.22, 30.68]	57.27 [56.32, 58.09]	0.34 [0.02, 0.88]	0 [0, 0.48]	327804 [322999, 339117]	633061 [622535, 642102]	3758 [219, 9742]	0 [0, 5313]	273330 [269324, 282763]	527860 [519083, 535398]	3133 [183, 8123]	0 [0, 4430]	54474 [53676, 56354]	105202 [103452, 106704]	624 [36, 1619]	0 [0, 883]	8.1877 [1.3689, 15.8272]	4.6117 [2.7862, 6.6494]
Assam	Udalguri	76.02 [75.36, 77.46]	2.1 [0.91, 3.23]	0.15 [0, 0.89]	0 [0, 0.7]	342561 [339590, 349019]	9469 [4114, 14565]	676 [0, 4001]	0 [0, 3132]	324513 [321699, 330631]	8970 [3897, 13798]	641 [0, 3790]	0 [0, 2967]	18048 [17891, 18388]	499 [217, 767]	36 [0, 211]	0 [0, 165]	3.3209 [0, 6.8748]	1.248 [0.5226, 2.1178]
Bihar	Araria	2.79 [2.25, 4]	0 [0, 0.96]	0 [0, 0.63]	0 [0, 0.58]	75808 [61273, 108703]	0 [0, 26124]	0 [0, 17167]	0 [0, 15697]	71454 [57753, 102459]	0 [0, 24624]	0 [0, 16181]	0 [0, 14796]	4354 [3519, 6244]	0 [0, 1500]	0 [0, 986]	0 [0, 902]	0.2126 [0.1299, 0.9304]	0.0754 [0.0754, 0.4577]
Bihar	Arwal	0.47 [0, 3.09]	0.12 [0, 2.14]	0 [0, 1.29]	0 [0, 1.35]	3099 [0, 20585]	775 [0, 14266]	0 [0, 8575]	0 [0, 8984]	2865 [0, 19036]	716 [0, 13192]	0 [0, 7930]	0 [0, 8308]	233 [0, 1549]	58 [0, 1074]	0 [0, 645]	0 [0, 676]	0.0509 [0.0509, 1.2921]	0.0219 [0.0219, 0.7632]
Bihar	Aurangabad	0.14 [0, 1.26]	0.02 [0, 0.92]	0.07 [0, 0.66]	0 [0, 0.53]	3265 [0, 28984]	544 [0, 21027]	1632 [0, 15137]	0 [0, 12185]	2961 [0, 26286]	493 [0, 19070]	1480 [0, 13728]	0 [0, 11051]	304 [0, 2698]	51 [0, 1957]	152 [0, 1409]	0 [0, 1134]	0.0258 [0.0258, 0.6084]	0.0153 [0.0153, 0.3322]
Bihar	Banka	0 [0, 1.15]	0 [0, 0.92]	0.1 [0, 0.71]	0 [0, 0.55]	0 [0, 15689]	0 [0, 12482]	1362 [0, 9581]	0 [0, 7454]	0 [0, 15061]	0 [0, 11982]	1307 [0, 9197]	0 [0, 7155]	0 [0, 629]	0 [0, 500]	55 [0, 384]	0 [0, 299]	0.0131 [0.0131, 0.3811]	0.0103 [0.0103, 0.2453]
Bihar	Begusarai	29.42 [28.73, 30.9]	2.56 [1.34, 3.73]	0.4 [0, 1.16]	0 [0, 0.72]	802029 [783287, 842446]	69742 [36613, 101597]	10897 [0, 31648]	0 [0, 19665]	654350 [639059, 687325]	56900 [29871, 82890]	8891 [0, 25821]	0 [0, 16044]	147679 [144228, 155121]	12842 [6742, 18707]	2007 [0, 5827]	0 [0, 3621]	2.4818 [0, 5.3771]	1.0042 [0.4983, 1.8598]

Bihar	Bhagalpur	9.33 [8.75, 10.61]	5.3 [4.2, 6.32]	0.43 [0, 1.09]	0.06 [0, 0.68]	219600 [206074, 249789]	124871 [98869, 148793]	10047 [0, 25728]	1435 [0, 15922]	180223 [169122, 204998]	102479 [81140, 122112]	8245 [0, 21115]	1178 [0, 13067]	39378 [36952, 44791]	22391 [17729, 26681]	1802 [0, 4613]	257 [0, 2855]	1.2284 [0.2555, 2.3572]	0.615 [0.3081, 1.1018]
Bihar	Bhojpur	15.73 [15.13, 17.06]	1.21 [0.08, 2.26]	0.07 [0, 0.75]	0 [0, 0.64]	399936 [384654, 433752]	30701 [1935, 57461]	1659 [0, 19173]	0 [0, 16284]	343875 [330734, 372950]	26397 [1664, 49406]	1427 [0, 16485]	0 [0, 14001]	56062 [53920, 60802]	4304 [271, 8055]	233 [0, 2688]	0 [0, 2283]	1.3155 [0.2498, 2.9514]	0.5139 [0.3284, 1.0239]
Bihar	Buxar	4.65 [3.91, 6.24]	0.95 [0, 2.19]	0.18 [0, 0.99]	0.05 [0, 0.82]	72945 [61259, 97754]	14872 [0, 34378]	2833 [0, 15504]	708 [0, 12855]	66360 [55730, 88931]	13530 [0, 31275]	2577 [0, 14104]	644 [0, 11695]	6584 [5529, 8824]	1342 [0, 3103]	256 [0, 1399]	64 [0, 1160]	0.5045 [0.0267, 1.4569]	0.2301 [0.1241, 0.6724]
Bihar	Darbhanga	6.63 [6.02, 7.98]	0.03 [0, 1.1]	0 [0, 0.7]	0 [0, 0.65]	249751 [226642, 300683]	1268 [0, 41548]	0 [0, 26343]	0 [0, 24564]	226513 [205554, 272706]	1150 [0, 37682]	0 [0, 23892]	0 [0, 22279]	23238 [21088, 27977]	118 [0, 3866]	0 [0, 2451]	0 [0, 2286]	0.5032 [0.1562, 1.4975]	0.1801 [0.1215, 0.6032]
Bihar	Gaya	0.03 [0, 0.93]	0 [0, 0.72]	0 [0, 0.48]	0 [0, 0.42]	1151 [0, 34113]	0 [0, 26470]	0 [0, 17618]	0 [0, 15291]	1016 [0, 30126]	0 [0, 23377]	0 [0, 15559]	0 [0, 13504]	134 [0, 3987]	0 [0, 3094]	0 [0, 2059]	0 [0, 1787]	0.0021 [0.0021, 0.3664]	0.0007 [0.0007, 0.2102]
Bihar	Gopalganj	6.13 [5.47, 7.57]	0.87 [0, 2]	0.04 [0, 0.78]	0 [0, 0.7]	148690 [132678, 183482]	20981 [0, 48436]	912 [0, 18822]	0 [0, 16876]	139632 [124596, 172305]	19703 [0, 45485]	857 [0, 17675]	0 [0, 15848]	9058 [8082, 11177]	1278 [0, 2951]	56 [0, 1147]	0 [0, 1028]	0.5808 [0.1869, 1.5693]	0.2378 [0.1257, 0.6675]
Bihar	Jamui	0 [0, 1.17]	0 [0, 0.93]	0.05 [0, 0.66]	0.03 [0, 0.58]	0 [0, 10872]	0 [0, 8646]	476 [0, 6166]	238 [0, 5408]	0 [0, 9627]	0 [0, 7656]	422 [0, 5460]	211 [0, 4789]	0 [0, 1245]	0 [0, 990]	55 [0, 706]	27 [0, 619]	0.0087 [0.0087, 0.2975]	0.0076 [0.0076, 0.2069]
Bihar	Jehanabad	0.08 [0, 2.28]	0 [0, 1.71]	0 [0, 1.09]	0 [0, 1.11]	855 [0, 23389]	0 [0, 17501]	0 [0, 11209]	0 [0, 11383]	760 [0, 20777]	0 [0, 15546]	0 [0, 9957]	0 [0, 10112]	96 [0, 2612]	0 [0, 1954]	0 [0, 1252]	0 [0, 1271]	0.006 [0.006, 1.1262]	0.0021 [0.0021, 0.591]
Bihar	Kaimur (bhabua)	0.42 [0, 1.53]	0 [0, 0.88]	0 [0, 0.58]	0 [0, 0.52]	5822 [0, 21275]	0 [0, 12313]	0 [0, 8122]	0 [0, 7313]	5573 [0, 20363]	0 [0, 11785]	0 [0, 7773]	0 [0, 6999]	250 [0, 912]	0 [0, 528]	0 [0, 348]	0 [0, 314]	0.0283 [0.0283, 0.5472]	0.01 [0.01, 0.2858]
Bihar	Katihar	29.53 [29.02, 30.69]	2.28 [1.24, 3.2]	0.05 [0, 0.66]	0 [0, 0.55]	852771 [838111, 886276]	65710 [35846, 92360]	1460 [0, 19005]	0 [0, 15925]	787589 [774050, 818533]	60688 [33106, 85301]	1349 [0, 17552]	0 [0, 14708]	65182 [64061, 67743]	5023 [2740, 7060]	112 [0, 1453]	0 [0, 1217]	2.4516 [0, 5.2846]	0.9595 [0.4279, 1.5773]
Bihar	Khagaria	17.57 [16.76, 19.28]	4.51 [3.18, 5.85]	0.05 [0, 0.92]	0 [0, 0.84]	278037 [265118, 304992]	71355 [50288, 92489]	820 [0, 14505]	0 [0, 13290]	263850 [251590, 289429]	67714 [47722, 87770]	778 [0, 13765]	0 [0, 12611]	14187 [13528, 15562]	3641 [2566, 4719]	42 [0, 740]	0 [0, 678]	1.9108 [0.0742, 3.6949]	0.8357 [0.5741, 1.5062]
Bihar	Kishanganj	0.24 [0, 1.72]	0 [0, 1.17]	0 [0, 0.76]	0 [0, 0.72]	3794 [0, 27292]	0 [0, 18522]	0 [0, 12067]	0 [0, 11430]	3439 [0, 24741]	0 [0, 16791]	0 [0, 10939]	0 [0, 10362]	355 [0, 2551]	0 [0, 1732]	0 [0, 1128]	0 [0, 1069]	0.0177 [0.0177, 0.7628]	0.0063 [0.0063, 0.4114]
Bihar	Lakhisarai	3.24 [2.33, 5.11]	4.77 [3.36, 6.23]	0 [0, 0.94]	0 [0, 0.93]	25112 [18056, 39527]	36958 [26028, 48223]	0 [0, 7267]	0 [0, 7168]	21335 [15340, 33582]	31398 [22113, 40969]	0 [0, 6174]	0 [0, 6089]	3777 [2716, 5946]	5559 [3915, 7254]	0 [0, 1093]	0 [0, 1078]	0.7283 [0.2608, 1.708]	0.3863 [0.2349, 0.8965]
Bihar	Madhepura	24.13 [23.41, 25.65]	0.17 [0, 1.37]	0 [0, 0.78]	0 [0, 0.74]	463543 [449872, 492830]	3236 [0, 26294]	0 [0, 15003]	0 [0, 14287]	443817 [430727, 471857]	3098 [0, 25175]	0 [0, 14364]	0 [0, 13679]	19726 [19145, 20973]	138 [0, 1119]	0 [0, 638]	0 [0, 608]	1.8191 [0, 4.5418]	0.6579 [0.3105, 1.2845]
Bihar	Madhubani	22.46 [21.99, 23.54]	0.31 [0, 1.18]	0 [0, 0.57]	0 [0, 0.51]	960802 [940788, 1007268]	13384 [0, 50435]	0 [0, 24461]	0 [0, 21947]	927547 [908226, 972405]	12921 [0, 48690]	0 [0, 23614]	0 [0, 21187]	33255 [32562, 34863]	463 [0, 1746]	0 [0, 847]	0 [0, 760]	1.7052 [0, 3.7082]	0.6213 [0.3556, 1.2134]
Bihar	Munger	1.3 [0.46, 3.05]	0.65 [0, 2.02]	0.76 [0, 1.64]	0 [0, 0.86]	12453 [4406, 29143]	6226 [0, 19301]	7264 [0, 15721]	0 [0, 8248]	8706 [3080, 20375]	4353 [0, 13494]	5079 [0, 10991]	0 [0, 5767]	3747 [1326, 8769]	1873 [0, 5807]	2186 [0, 4730]	0 [0, 2482]	0.2409 [0.0489, 0.8631]	0.1462 [0.0397, 0.5198]
Bihar	Muzaffarpur	2.76 [2.26, 3.89]	0.97 [0, 1.87]	0.1 [0, 0.69]	0 [0, 0.54]	122001 [100186, 172144]	42807 [0, 82728]	4281 [0, 30588]	0 [0, 23779]	112391 [92294, 158585]	39435 [0, 76211]	3944 [0, 28179]	0 [0, 21906]	9610 [7892, 13560]	3372 [0, 6516]	337 [0, 2409]	0 [0, 1873]	0.3462 [0.0849, 1.017]	0.1613 [0.1031, 0.5452]
Bihar	Nalanda	0.2 [0, 1.54]	1.23 [0.09, 2.29]	0 [0, 0.69]	0 [0, 0.65]	4573 [0, 35414]	28198 [2035, 52596]	0 [0, 15963]	0 [0, 14863]	4059 [0, 31437]	25031 [1807, 46691]	0 [0, 14170]	0 [0, 13194]	513 [0, 3976]	3166 [229, 5906]	0 [0, 1792]	0 [0, 1669]	0.1544 [0.0644, 0.6961]	0.0886 [0.0377, 0.4521]
Bihar	Nawada	0.13 [0, 1.43]	0 [0, 1.03]	0 [0, 0.68]	0 [0, 0.63]	2414 [0, 27428]	0 [0, 19810]	0 [0, 12976]	0 [0, 12023]	2185 [0, 24824]	0 [0, 17929]	0 [0, 11744]	0 [0, 10881]	229 [0, 2605]	0 [0, 1881]	0 [0, 1232]	0 [0, 1142]	0.0086 [0.0086, 0.5392]	0.003 [0.003, 0.3422]
Bihar	Pashchim Champaran	3.37 [3.02, 4.23]	1.32 [0.47, 2.01]	0.03 [0, 0.49]	0 [0, 0.4]	126098 [112934, 158384]	49461 [17608, 75428]	1087 [0, 18401]	0 [0, 14918]	114089 [102178, 143300]	44750 [15931, 68245]	984 [0, 16649]	0 [0, 13497]	12009 [10756, 15084]	4711 [1677, 7184]	104 [0, 1753]	0 [0, 1421]	0.4389 [0.0759, 1.0796]	0.2017 [0.1322, 0.4769]

Bihar	Patna	5.32 [4.83, 6.45]	3.36 [2.34, 4.26]	0.15 [0, 0.74]	0.12 [0, 0.66]	216256 [196217, 262320]	136635 [95238, 173307]	5898 [0, 30065]	4915 [0, 26759]	155445 [141041, 188555]	98213 [68457, 124573]	4239 [0, 21611]	3533 [0, 19234]	60811 [55176, 73764]	38422 [26781, 48734]	1658 [0, 8454]	1382 [0, 7525]	0.6686 [0.198, 1.4737]	0.3406 [0.2121, 0.6528]
Bihar	Purba Champaran	7.71 [7.28, 8.71]	0.17 [0, 0.98]	0 [0, 0.53]	0 [0, 0.47]	377336 [356573, 426457]	8490 [0, 47775]	0 [0, 26024]	0 [0, 23027]	349648 [330408, 395165]	7867 [0, 44269]	0 [0, 24114]	0 [0, 21337]	27688 [26165, 31293]	623 [0, 3506]	0 [0, 1910]	0 [0, 1690]	0.605 [0, 1.5499]	0.221 [0.1091, 0.5795]
Bihar	Purnia	17.31 [16.83, 18.44]	0.36 [0, 1.25]	0 [0, 0.59]	0 [0, 0.53]	534773 [519715, 569457]	11019 [0, 38641]	0 [0, 18210]	0 [0, 16435]	482259 [468680, 513538]	9937 [0, 34847]	0 [0, 16422]	0 [0, 14821]	52513 [51035, 55919]	1082 [0, 3794]	0 [0, 1788]	0 [0, 1614]	1.3252 [0.1109, 3.3128]	0.4853 [0.2222, 0.9805]
Bihar	Rohtas	0.54 [0.11, 1.57]	0.18 [0, 1]	0.54 [0.22, 1.09]	0.02 [0, 0.5]	14575 [2869, 42115]	4858 [0, 26864]	14575 [5936, 29138]	540 [0, 13479]	12794 [2518, 36969]	4265 [0, 23582]	12794 [5211, 25577]	474 [0, 11832]	1781 [351, 5146]	594 [0, 3283]	1781 [725, 3561]	66 [0, 1647]	0.1631 [0.0733, 0.6574]	0.1082 [0.0709, 0.381]
Bihar	Saharsa	12.65 [11.9, 14.24]	0.09 [0, 1.35]	0.05 [0, 0.86]	0 [0, 0.78]	227997 [214431, 256747]	1652 [0, 24250]	826 [0, 15500]	0 [0, 14086]	209951 [197459, 236425]	1521 [0, 22330]	761 [0, 14273]	0 [0, 12971]	18046 [16972, 20321]	131 [0, 1919]	65 [0, 1227]	0 [0, 1115]	0.9594 [0.2613, 2.4301]	0.3488 [0.2625, 0.8752]
Bihar	Samastipur	10.06 [9.53, 11.25]	2.66 [1.61, 3.61]	0.03 [0, 0.65]	0 [0, 0.57]	401728 [380754, 449354]	106277 [64222, 144121]	1063 [0, 25947]	0 [0, 22696]	389641 [369299, 435834]	103080 [62290, 139785]	1031 [0, 25166]	0 [0, 22013]	12087 [11456, 13520]	3198 [1932, 4336]	32 [0, 781]	0 [0, 683]	1.099 [0.3315, 2.2979]	0.4799 [0.3321, 0.9296]
Bihar	Saran (chhapra)	18.42 [17.86, 19.67]	5.17 [4.08, 6.16]	0.26 [0, 0.91]	0.06 [0, 0.66]	656127 [636238, 700763]	184048 [145295, 219450]	9358 [0, 32587]	2080 [0, 23451]	605950 [587582, 647172]	169973 [134184, 202668]	8643 [0, 30095]	1921 [0, 21658]	50177 [48656, 53591]	14075 [11111, 16782]	716 [0, 2492]	159 [0, 1793]	2.0055 [0, 3.8314]	0.9068 [0.5498, 1.477]
Bihar	Sheikhpura	0.12 [0, 2.8]	0.85 [0, 2.92]	0 [0, 1.31]	0 [0, 1.38]	635 [0, 14704]	4448 [0, 15293]	0 [0, 6887]	0 [0, 7243]	545 [0, 12603]	3812 [0, 13108]	0 [0, 5903]	0 [0, 6208]	91 [0, 2101]	636 [0, 2185]	0 [0, 984]	0 [0, 1035]	0.1091 [0.0983, 1.2899]	0.0629 [0.0629, 0.7859]
Bihar	Sheohar	58.31 [55.91, 62.38]	0.79 [0, 3.88]	0 [0, 1.93]	0 [0, 2.18]	372677 [357352, 398682]	5059 [0, 24796]	0 [0, 12311]	0 [0, 13931]	357055 [342372, 381970]	4847 [0, 23756]	0 [0, 11795]	0 [0, 13347]	15622 [14979, 16712]	212 [0, 1039]	0 [0, 516]	0 [0, 584]	4.396 [0, 10.0903]	1.6294 [0.8355, 3.3727]
Bihar	Sitamarhi	62.47 [61.87, 63.81]	4.09 [2.95, 5.14]	0 [0, 0.69]	0 [0, 0.64]	2071855 [2051793, 2116193]	135501 [97851, 170582]	0 [0, 22954]	0 [0, 21361]	1962863 [1943856, 2004869]	128373 [92703, 161608]	0 [0, 21746]	0 [0, 20237]	108992 [107937, 111325]	7128 [5148, 8974]	0 [0, 1208]	0 [0, 1124]	5.0826 [0.4432, 10.7226]	1.9943 [1.0114, 3.2376]
Bihar	Siwan	18.91 [18.29, 20.29]	1.14 [0, 2.23]	0 [0, 0.71]	0 [0, 0.66]	599244 [579431, 642752]	36218 [0, 70607]	0 [0, 22476]	0 [0, 21014]	567968 [549189, 609205]	34328 [0, 66922]	0 [0, 21303]	0 [0, 19918]	31276 [30242, 33547]	1890 [0, 3685]	0 [0, 1173]	0 [0, 1097]	1.5546 [0, 3.2421]	0.5938 [0.2594, 1.1755]
Bihar	Supaul	6.6 [6.01, 7.92]	0.03 [0, 1.07]	0.03 [0, 0.71]	0 [0, 0.63]	142079 [129296, 170429]	690 [0, 23133]	690 [0, 15384]	0 [0, 13639]	135382 [123201, 162396]	657 [0, 22043]	657 [0, 14659]	0 [0, 12996]	6697 [6095, 8034]	33 [0, 1090]	33 [0, 725]	0 [0, 643]	0.5114 [0.0413, 1.6345]	0.1855 [0.1433, 0.5712]
Bihar	Vaishali	9.11 [8.44, 10.56]	3.46 [2.26, 4.61]	0.23 [0, 0.98]	0.08 [0, 0.78]	286537 [265468, 332195]	108811 [71119, 144826]	7254 [0, 30735]	2418 [0, 24589]	269825 [249985, 312821]	102465 [66972, 136379]	6831 [0, 28943]	2277 [0, 23155]	16711 [15483, 19374]	6346 [4148, 8447]	423 [0, 1793]	141 [0, 1434]	1.144 [0.236, 2.2977]	0.5437 [0.3932, 1.0492]
Chandigarh	Chandigarh	0 [0, 6.37]	0 [0, 4.75]	0 [0, 2.91]	0 [0, 3.56]	0 [0, 1763]	0 [0, 1316]	0 [0, 805]	0 [0, 986]	0 [0, 64]	0 [0, 48]	0 [0, 29]	0 [0, 36]	0 [0, 1699]	0 [0, 1268]	0 [0, 776]	0 [0, 950]	0 [0, 0.0832]	0 [0, 0.0511]
Chhattisgarh	Bastar	0 [0, 0.62]	0 [0, 0.5]	0 [0, 0.34]	0 [0, 0.28]	0 [0, 6163]	0 [0, 5018]	0 [0, 3394]	0 [0, 2759]	0 [0, 5917]	0 [0, 4819]	0 [0, 3259]	0 [0, 2649]	0 [0, 245]	0 [0, 200]	0 [0, 135]	0 [0, 110]	0 [0, 0.2187]	0 [0, 0.1317]
Chhattisgarh	Bijapur	0 [0, 0.68]	0 [0, 0.55]	0 [0, 0.37]	0 [0, 0.31]	0 [0, 1413]	0 [0, 1147]	0 [0, 772]	0 [0, 638]	0 [0, 1247]	0 [0, 1012]	0 [0, 682]	0 [0, 563]	0 [0, 166]	0 [0, 135]	0 [0, 91]	0 [0, 75]	0 [0, 0.2827]	0 [0, 0.1659]
Chhattisgarh	Bilaspur	0.03 [0, 0.72]	0 [0, 0.56]	0.02 [0, 0.39]	0 [0, 0.31]	466 [0, 11691]	0 [0, 9105]	310 [0, 6441]	0 [0, 5076]	412 [0, 10340]	0 [0, 8053]	275 [0, 5697]	0 [0, 4489]	54 [0, 1351]	0 [0, 1052]	36 [0, 744]	0 [0, 586]	0.0037 [0.0037, 0.239]	0.0023 [0.0023, 0.1296]
Chhattisgarh	Dakshin Bastar Dantewada	0 [0, 0.67]	0 [0, 0.55]	0 [0, 0.37]	0 [0, 0.3]	0 [0, 2760]	0 [0, 2240]	0 [0, 1510]	0 [0, 1245]	0 [0, 2488]	0 [0, 2019]	0 [0, 1361]	0 [0, 1123]	0 [0, 272]	0 [0, 221]	0 [0, 149]	0 [0, 123]	0 [0, 0.2736]	0 [0, 0.1695]
Chhattisgarh	Dhamtari	0.14 [0, 1.15]	0.04 [0, 0.85]	0.04 [0, 0.58]	0.04 [0, 0.52]	644 [0, 5380]	184 [0, 3970]	184 [0, 2691]	184 [0, 2407]	592 [0, 4948]	169 [0, 3651]	169 [0, 2474]	169 [0, 2214]	52 [0, 432]	15 [0, 319]	15 [0, 216]	15 [0, 193]	0.02 [0.02, 0.3159]	0.0136 [0.0136, 0.2128]
Chhattisgarh	Durg	0.07 [0, 0.74]	0 [0, 0.55]	0.09 [0, 0.46]	0.01 [0, 0.32]	1302 [0, 14899]	0 [0, 11034]	1861 [0, 9293]	186 [0, 6327]	1066 [0, 12197]	0 [0, 9032]	1523 [0, 7608]	152 [0, 5179]	236 [0, 2703]	0 [0, 2001]	337 [0, 1686]	34 [0, 1148]	0.0153 [0.0104, 0.2352]	0.0111 [0.0069, 0.1301]
Chhattisgarh	Janjgir-champa	0 [0, 1.04]	0 [0, 0.83]	0.06 [0, 0.61]	0 [0, 0.49]	0 [0, 13427]	0 [0, 10724]	797 [0, 7891]	0 [0, 6314]	0 [0, 12293]	0 [0, 9819]	729 [0, 7224]	0 [0, 5781]	0 [0, 1134]	0 [0, 905]	67 [0, 666]	0 [0, 533]	0.0096 [0, 0.444]	0.0076 [0.0076, 0.2464]

Chhattisgarh	Jashpur	0.04 [0, 0.87]	0 [0, 0.67]	0 [0, 0.45]	0 [0, 0.38]	234 [0, 5011]	0 [0, 3847]	0 [0, 2569]	0 [0, 2200]	220 [0, 4712]	0 [0, 3618]	0 [0, 2416]	0 [0, 2069]	14 [0, 299]	0 [0, 229]	0 [0, 153]	0 [0, 131]	0.0022 [0.0022, 0.2708]	0.0008 [0.0008, 0.1656]
Chhattisgarh	Kabeerdham	0 [0, 0.99]	0 [0, 0.79]	0.04 [0, 0.56]	0 [0, 0.46]	0 [0, 6281]	0 [0, 5026]	239 [0, 3570]	0 [0, 2941]	0 [0, 6054]	0 [0, 4844]	230 [0, 3441]	0 [0, 2835]	0 [0, 227]	0 [0, 181]	9 [0, 129]	0 [0, 106]	0.0057 [0.0057, 0.4677]	0.0045 [0.0045, 0.2466]
Chhattisgarh	Korba	0.47 [0.16, 1.25]	0.02 [0, 0.65]	0.2 [0.01, 0.63]	0.12 [0, 0.48]	2908 [983, 7744]	149 [0, 4053]	1268 [41, 3882]	746 [0, 2959]	2279 [770, 6069]	117 [0, 3176]	993 [32, 3042]	584 [0, 2319]	629 [213, 1676]	32 [0, 877]	274 [9, 840]	161 [0, 640]	0.057 [0.0199, 0.2741]	0.0396 [0.0123, 0.16]
Chhattisgarh	Koriya	0.01 [0, 0.78]	0 [0, 0.62]	0 [0, 0.42]	0 [0, 0.35]	32 [0, 2150]	0 [0, 1711]	0 [0, 1146]	0 [0, 968]	29 [0, 1946]	0 [0, 1548]	0 [0, 1037]	0 [0, 876]	3 [0, 205]	0 [0, 163]	0 [0, 109]	0 [0, 92]	0.0004 [0.0004, 0.1538]	0.0001 [0.0001, 0.1064]
Chhattisgarh	Mahasamund	0 [0, 0.93]	0 [0, 0.75]	0.03 [0, 0.53]	0 [0, 0.44]	0 [0, 7601]	0 [0, 6095]	274 [0, 4324]	0 [0, 3539]	0 [0, 7413]	0 [0, 5944]	268 [0, 4218]	0 [0, 3452]	0 [0, 188]	0 [0, 150]	7 [0, 107]	0 [0, 87]	0.0052 [0.0052, 0.3741]	0.0041 [0.0041, 0.2412]
Chhattisgarh	Narayanpur	0.02 [0, 1.01]	0 [0, 0.79]	0 [0, 0.53]	0 [0, 0.46]	16 [0, 867]	0 [0, 681]	0 [0, 451]	0 [0, 398]	15 [0, 779]	0 [0, 612]	0 [0, 405]	0 [0, 358]	2 [0, 88]	0 [0, 69]	0 [0, 46]	0 [0, 40]	0.0009 [0.0009, 0.3181]	0.0003 [0.0003, 0.1825]
Chhattisgarh	Raigarh	0.03 [0, 0.78]	0 [0, 0.61]	0.09 [0, 0.5]	0 [0, 0.34]	346 [0, 8070]	0 [0, 6245]	922 [0, 5111]	0 [0, 3522]	326 [0, 7608]	0 [0, 5887]	869 [0, 4818]	0 [0, 3320]	20 [0, 462]	0 [0, 358]	53 [0, 293]	0 [0, 202]	0.0139 [0.011, 0.2785]	0.0102 [0.0081, 0.155]
Chhattisgarh	Raipur	0.01 [0, 0.57]	0 [0, 0.46]	0 [0, 0.31]	0 [0, 0.25]	338 [0, 15016]	0 [0, 12000]	0 [0, 8153]	0 [0, 6505]	265 [0, 11785]	0 [0, 9417]	0 [0, 6398]	0 [0, 5105]	73 [0, 3231]	0 [0, 2582]	0 [0, 1754]	0 [0, 1400]	0.0007 [0.0007, 0.1894]	0.0002 [0.0002, 0.1119]
Chhattisgarh	Rajnandgaon	0.09 [0, 0.79]	0 [0, 0.57]	0.05 [0, 0.43]	0.02 [0, 0.34]	932 [0, 8268]	0 [0, 5946]	518 [0, 4517]	207 [0, 3532]	880 [0, 7813]	0 [0, 5618]	489 [0, 4268]	196 [0, 3337]	51 [0, 456]	0 [0, 328]	29 [0, 249]	11 [0, 195]	0.0148 [0.0145, 0.2631]	0.0103 [0.0103, 0.1539]
Chhattisgarh	Surguja	0.02 [0, 0.51]	0 [0, 0.4]	0.01 [0, 0.28]	0.02 [0, 0.23]	269 [0, 6818]	0 [0, 5381]	134 [0, 3811]	202 [0, 3068]	248 [0, 6291]	0 [0, 4965]	124 [0, 3517]	186 [0, 2831]	21 [0, 527]	0 [0, 416]	10 [0, 295]	16 [0, 237]	0.0042 [0.0042, 0.1704]	0.0033 [0.0033, 0.0829]
Chhattisgarh	Uttar Bastar Kanker	0.01 [0, 0.78]	0 [0, 0.62]	0 [0, 0.42]	0 [0, 0.35]	69 [0, 4599]	0 [0, 3658]	0 [0, 2451]	0 [0, 2071]	65 [0, 4302]	0 [0, 3422]	0 [0, 2293]	0 [0, 1937]	4 [0, 297]	0 [0, 236]	0 [0, 158]	0 [0, 134]	0.0007 [0.0007, 0.3176]	0.0003 [0.0003, 0.1819]
Dadara & Nagar Havelli	Dadra & Nagar Haveli	0 [0, 3.15]	0 [0, 2.41]	0 [0, 1.52]	0 [0, 1.65]	0 [0, 4846]	0 [0, 3713]	0 [0, 2342]	0 [0, 2534]	0 [0, 2413]	0 [0, 1849]	0 [0, 1166]	0 [0, 1261]	0 [0, 2433]	0 [0, 1864]	0 [0, 1176]	0 [0, 1272]	0 [0, 0.6996]	0 [0, 0.4258]
Daman & Diu	Daman	0 [0, 10.04]	0 [0, 7.37]	0 [0, 4.42]	0 [0, 5.86]	0 [0, 5449]	0 [0, 3999]	0 [0, 2399]	0 [0, 3182]	0 [0, 733]	0 [0, 538]	0 [0, 323]	0 [0, 428]	0 [0, 4716]	0 [0, 3461]	0 [0, 2076]	0 [0, 2754]	0 [0, 1.5895]	0 [0, 0.9483]
Daman & Diu	Diu	4 [0, 16.03]	0 [0, 8.76]	0 [0, 5.22]	0 [0, 7.14]	6 [0, 24]	0 [0, 13]	0 [0, 8]	0 [0, 11]	1 [0, 3]	0 [0, 2]	0 [0, 1]	0 [0, 1]	5 [0, 20]	0 [0, 11]	0 [0, 7]	0 [0, 9]	0.0009 [0.0008, 0.0172]	0.0003 [0.0003, 0.0116]
Goa	North Goa	0.05 [0, 1.7]	0 [0, 1.3]	0 [0, 0.84]	0 [0, 0.81]	1 [0, 36]	0 [0, 27]	0 [0, 18]	0 [0, 17]	1 [0, 19]	0 [0, 14]	0 [0, 9]	0 [0, 9]	0 [0, 17]	0 [0, 13]	0 [0, 9]	0 [0, 8]	0 [0, 0.002]	0 [0, 0.0012]
Goa	South Goa	0.04 [0, 1.58]	0 [0, 1.21]	0 [0, 0.78]	0 [0, 0.75]	1 [0, 44]	0 [0, 34]	0 [0, 22]	0 [0, 21]	1 [0, 28]	0 [0, 21]	0 [0, 14]	0 [0, 13]	0 [0, 16]	0 [0, 13]	0 [0, 8]	0 [0, 8]	0 [0, 0.0033]	0 [0, 0.0021]
Gujarat	Ahmadabad	0.28 [0, 0.98]	0 [0, 0.57]	0 [0, 0.38]	0 [0, 0.32]	2427 [41, 8566]	0 [0, 4975]	0 [0, 3346]	0 [0, 2782]	349 [6, 1233]	0 [0, 716]	0 [0, 482]	0 [0, 401]	2078 [35, 7333]	0 [0, 4259]	0 [0, 2865]	0 [0, 2382]	0.0027 [0.0021, 0.0489]	0.0009 [0.0009, 0.026]
Gujarat	Amreli	0.2 [0, 0.91]	0 [0, 0.58]	0 [0, 0.39]	0 [0, 0.32]	659 [0, 2977]	0 [0, 1878]	0 [0, 1263]	0 [0, 1051]	564 [0, 2548]	0 [0, 1607]	0 [0, 1080]	0 [0, 900]	95 [0, 430]	0 [0, 271]	0 [0, 182]	0 [0, 152]	0.0034 [0.0034, 0.0795]	0.0012 [0.0012, 0.0514]
Gujarat	Anand	0.94 [0.4, 2.16]	0 [0, 0.97]	0 [0, 0.64]	0 [0, 0.58]	3643 [1557, 8355]	0 [0, 3742]	0 [0, 2458]	0 [0, 2250]	2784 [1190, 6386]	0 [0, 2860]	0 [0, 1879]	0 [0, 1720]	858 [367, 1969]	0 [0, 882]	0 [0, 579]	0 [0, 530]	0.0137 [0.0106, 0.1435]	0.0049 [0.0049, 0.0731]
Gujarat	Banas Kantha	0.1 [0, 0.7]	0 [0, 0.49]	0 [0, 0.33]	0 [0, 0.27]	1002 [0, 6841]	0 [0, 4761]	0 [0, 3225]	0 [0, 2605]	975 [0, 6656]	0 [0, 4632]	0 [0, 3138]	0 [0, 2535]	27 [0, 185]	0 [0, 128]	0 [0, 87]	0 [0, 70]	0.0025 [0.0025, 0.0989]	0.0009 [0.0009, 0.0568]
Gujarat	Bharuch	1.18 [0.8, 2.11]	0.02 [0, 0.76]	0 [0, 0.49]	0 [0, 0.43]	3228 [2176, 5765]	45 [0, 2080]	0 [0, 1352]	0 [0, 1180]	2373 [1600, 4238]	33 [0, 1529]	0 [0, 994]	0 [0, 868]	855 [576, 1527]	12 [0, 551]	0 [0, 358]	0 [0, 313]	0.0169 [0.0095, 0.1031]	0.0061 [0.0061, 0.0549]
Gujarat	Bhavnagar	0.7 [0.43, 1.39]	0 [0, 0.56]	0 [0, 0.38]	0 [0, 0.31]	2984 [1844, 5932]	0 [0, 2391]	0 [0, 1609]	0 [0, 1333]	2323 [1436, 4618]	0 [0, 1861]	0 [0, 1253]	0 [0, 1038]	661 [409, 1314]	0 [0, 530]	0 [0, 357]	0 [0, 295]	0.0082 [0.0058, 0.0649]	0.0029 [0.0029, 0.0339]
Gujarat	Dohad	0 [0, 1.08]	0 [0, 0.86]	0 [0, 0.57]	0 [0, 0.51]	0 [0, 10873]	0 [0, 8673]	0 [0, 5728]	0 [0, 5131]	0 [0, 10368]	0 [0, 8270]	0 [0, 5462]	0 [0, 4893]	0 [0, 505]	0 [0, 403]	0 [0, 266]	0 [0, 238]	0 [0, 0.2488]	0 [0, 0.1426]
Gujarat	Gandhinagar	0 [0, 1.42]	0 [0, 1.12]	0 [0, 0.73]	0 [0, 0.69]	0 [0, 1799]	0 [0, 1420]	0 [0, 927]	0 [0, 871]	0 [0, 1213]	0 [0, 958]	0 [0, 625]	0 [0, 588]	0 [0, 586]	0 [0, 463]	0 [0, 302]	0 [0, 284]	0 [0, 0.062]	0 [0, 0.0403]
Gujarat	Jamnagar	0.79 [0.57, 1.39]	0.03 [0, 0.52]	0 [0, 0.33]	0.01 [0, 0.28]	2860 [2053, 5017]	106 [0, 1865]	0 [0, 1191]	53 [0, 1016]	1930 [1386, 3387]	71 [0, 1259]	0 [0, 804]	36 [0, 686]	929 [667, 1631]	34 [0, 606]	0 [0, 387]	17 [0, 330]	0.0118 [0.0068, 0.0672]	0.0047 [0.0044, 0.0349]
Gujarat	Junagadh	0.11 [0, 0.8]	0 [0, 0.56]	0 [0, 0.38]	0 [0, 0.31]	555 [0, 4180]	0 [0, 2940]	0 [0, 1979]	0 [0, 1640]	310 [0, 2335]	0 [0, 1642]	0 [0, 1105]	0 [0, 916]	245 [0, 1845]	0 [0, 1298]	0 [0, 873]	0 [0, 724]	0.0016 [0.0016, 0.0651]	0.0006 [0.0006, 0.0411]

Gujarat	Kachchh	4.88 [4.79, 5.17]	0.04 [0, 0.28]	0 [0, 0.17]	0 [0, 0.12]	5878 [5769, 6224]	52 [0, 342]	2 [0, 205]	0 [0, 144]	4842 [4752, 5128]	43 [0, 282]	2 [0, 169]	0 [0, 119]	1036 [1016, 1097]	9 [0, 60]	0 [0, 36]	0 [0, 25]	0.0226 [0.002, 0.0524]	0.0081 [0.0046, 0.0164]
Gujarat	Kheda	0.02 [0, 1.04]	0 [0, 0.81]	0 [0, 0.54]	0 [0, 0.48]	122 [0, 6430]	0 [0, 5042]	0 [0, 3338]	0 [0, 2960]	111 [0, 5805]	0 [0, 4552]	0 [0, 3013]	0 [0, 2672]	12 [0, 625]	0 [0, 490]	0 [0, 324]	0 [0, 288]	0.0004 [0.0004, 0.1311]	0.0001 [0.0001, 0.0857]
Gujarat	Mahesana	0.16 [0, 1.12]	0 [0, 0.77]	0 [0, 0.51]	0 [0, 0.45]	290 [0, 2029]	0 [0, 1393]	0 [0, 925]	0 [0, 812]	225 [0, 1579]	0 [0, 1084]	0 [0, 719]	0 [0, 632]	64 [0, 450]	0 [0, 309]	0 [0, 205]	0 [0, 180]	0.0011 [0.0011, 0.0446]	0.0004 [0.0004, 0.0261]
Gujarat	Narmada	0.11 [0, 1.34]	0 [0, 0.97]	0 [0, 0.64]	0 [0, 0.59]	404 [0, 4817]	0 [0, 3502]	0 [0, 2300]	0 [0, 2109]	395 [0, 4707]	0 [0, 3423]	0 [0, 2248]	0 [0, 2061]	9 [0, 109]	0 [0, 79]	0 [0, 52]	0 [0, 48]	0.0054 [0.0054, 0.3765]	0.0019 [0.0019, 0.2373]
Gujarat	Navsari	0 [0, 1.5]	0 [0, 1.18]	0 [0, 0.77]	0 [0, 0.73]	0 [0, 7804]	0 [0, 6148]	0 [0, 4003]	0 [0, 3802]	0 [0, 6915]	0 [0, 5447]	0 [0, 3547]	0 [0, 3368]	0 [0, 890]	0 [0, 701]	0 [0, 456]	0 [0, 433]	0 [0, 0.3052]	0 [0, 0.1846]
Gujarat	Panch Mahals	0.03 [0, 0.9]	0 [0, 0.7]	0 [0, 0.47]	0 [0, 0.4]	326 [0, 9894]	0 [0, 7692]	0 [0, 5126]	0 [0, 4427]	310 [0, 9419]	0 [0, 7323]	0 [0, 4880]	0 [0, 4214]	16 [0, 475]	0 [0, 369]	0 [0, 246]	0 [0, 213]	0.0011 [0.0011, 0.186]	0.0004 [0.0004, 0.1175]
Gujarat	Patan	0.83 [0.49, 1.67]	0 [0, 0.68]	0 [0, 0.45]	0 [0, 0.39]	891 [526, 1793]	0 [0, 726]	0 [0, 484]	0 [0, 416]	843 [497, 1695]	0 [0, 686]	0 [0, 458]	0 [0, 393]	49 [29, 98]	0 [0, 40]	0 [0, 26]	0 [0, 23]	0.0052 [0.0034, 0.0398]	0.0019 [0.0019, 0.021]
Gujarat	Porbandar	0.49 [0, 1.86]	0 [0, 1.09]	0 [0, 0.71]	0 [0, 0.66]	371 [0, 1418]	0 [0, 828]	0 [0, 541]	0 [0, 506]	161 [0, 618]	0 [0, 361]	0 [0, 236]	0 [0, 220]	209 [0, 801]	0 [0, 467]	0 [0, 305]	0 [0, 286]	0.005 [0.005, 0.0883]	0.0018 [0.0018, 0.0563]
Gujarat	Rajkot	0.39 [0.17, 0.98]	0 [0, 0.48]	0 [0, 0.32]	0 [0, 0.26]	1519 [666, 3809]	0 [0, 1869]	0 [0, 1267]	0 [0, 1020]	878 [385, 2203]	0 [0, 1081]	0 [0, 733]	0 [0, 590]	640 [281, 1606]	0 [0, 788]	0 [0, 534]	0 [0, 430]	0.0032 [0.0031, 0.0344]	0.0011 [0.0011, 0.0193]
Gujarat	Sabar Kantha	0.01 [0, 0.74]	0 [0, 0.59]	0 [0, 0.4]	0 [0, 0.33]	75 [0, 5223]	0 [0, 4167]	0 [0, 2799]	0 [0, 2340]	73 [0, 5088]	0 [0, 4060]	0 [0, 2727]	0 [0, 2280]	2 [0, 135]	0 [0, 108]	0 [0, 72]	0 [0, 60]	0.0002 [0.0002, 0.1126]	0.0001 [0.0001, 0.0644]
Gujarat	Surat	0 [0, 1.01]	0 [0, 0.8]	0 [0, 0.53]	0 [0, 0.47]	0 [0, 9756]	0 [0, 7802]	0 [0, 5168]	0 [0, 4574]	0 [0, 4627]	0 [0, 3701]	0 [0, 2451]	0 [0, 2170]	0 [0, 5129]	0 [0, 4101]	0 [0, 2717]	0 [0, 2405]	0 [0, 0.0794]	0 [0, 0.0559]
Gujarat	Surendranagar	0.17 [0, 0.78]	0 [0, 0.49]	0 [0, 0.33]	0 [0, 0.27]	291 [0, 1309]	0 [0, 830]	0 [0, 562]	0 [0, 455]	255 [0, 1150]	0 [0, 729]	0 [0, 494]	0 [0, 400]	35 [0, 160]	0 [0, 101]	0 [0, 69]	0 [0, 55]	0.0013 [0.0013, 0.0305]	0.0005 [0.0005, 0.0171]
Gujarat	Tapi	0.58 [0.07, 1.74]	0 [0, 0.92]	0 [0, 0.61]	0 [0, 0.55]	2976 [377, 8918]	0 [0, 4726]	0 [0, 3111]	0 [0, 2824]	2924 [370, 8762]	0 [0, 4644]	0 [0, 3057]	0 [0, 2775]	52 [7, 156]	0 [0, 82]	0 [0, 54]	0 [0, 49]	0.0291 [0.0291, 0.3884]	0.0103 [0.0103, 0.2327]
Gujarat	The Dangs	0 [0, 1.59]	0 [0, 1.25]	0 [0, 0.81]	0 [0, 0.78]	0 [0, 1772]	0 [0, 1393]	0 [0, 905]	0 [0, 868]	0 [0, 1611]	0 [0, 1266]	0 [0, 822]	0 [0, 789]	0 [0, 162]	0 [0, 127]	0 [0, 82]	0 [0, 79]	0 [0, 0.4225]	0 [0, 0.231]
Gujarat	Vadodara	0.41 [0.13, 1.14]	0 [0, 0.59]	0 [0, 0.4]	0 [0, 0.33]	4016 [1237, 11114]	0 [0, 5745]	0 [0, 3859]	0 [0, 3226]	3450 [1063, 9547]	0 [0, 4935]	0 [0, 3315]	0 [0, 2772]	566 [174, 1566]	0 [0, 810]	0 [0, 544]	0 [0, 455]	0.0076 [0.0057, 0.0933]	0.0027 [0.0027, 0.06]
Gujarat	Valsad	0 [0, 1.22]	0 [0, 0.96]	0 [0, 0.63]	0 [0, 0.58]	0 [0, 10966]	0 [0, 8707]	0 [0, 5721]	0 [0, 5235]	0 [0, 7888]	0 [0, 6264]	0 [0, 4115]	0 [0, 3766]	0 [0, 3077]	0 [0, 2444]	0 [0, 1605]	0 [0, 1469]	0 [0, 0.3162]	0 [0, 0.1963]
Haryana	Ambala	14.61 [13.82, 16.26]	0.25 [0, 1.54]	0 [0, 0.84]	0 [0, 0.81]	25617 [24237, 28516]	430 [0, 2706]	0 [0, 1476]	0 [0, 1426]	15805 [14953, 17594]	265 [0, 1669]	0 [0, 910]	0 [0, 879]	9812 [9284, 10923]	165 [0, 1036]	0 [0, 565]	0 [0, 546]	0.1845 [0.0252, 0.4735]	0.0668 [0.0433, 0.1629]
Haryana	Bhiwani	9.81 [9.43, 10.73]	0 [0, 0.73]	0 [0, 0.49]	0 [0, 0.43]	35843 [34459, 39188]	0 [0, 2684]	0 [0, 1785]	0 [0, 1554]	32241 [30997, 35250]	0 [0, 2415]	0 [0, 1606]	0 [0, 1398]	3601 [3462, 3937]	0 [0, 270]	0 [0, 179]	0 [0, 156]	0.1729 [0, 0.442]	0.0614 [0.0411, 0.1403]
Haryana	Faridabad	8.77 [7.6, 11.06]	0.09 [0, 1.86]	0 [0, 1.13]	0 [0, 1.16]	52416 [45412, 66051]	535 [0, 11109]	0 [0, 6762]	0 [0, 6912]	15458 [13392, 19479]	158 [0, 3276]	0 [0, 1994]	0 [0, 2038]	36958 [32020, 46572]	377 [0, 7833]	0 [0, 4768]	0 [0, 4874]	0.2326 [0.0747, 0.782]	0.0836 [0.078, 0.3385]
Haryana	Fatehabad	5.52 [4.94, 6.82]	0 [0, 1.03]	0 [0, 0.67]	0 [0, 0.62]	12181 [10899, 15037]	0 [0, 2262]	0 [0, 1482]	0 [0, 1372]	11168 [9992, 13786]	0 [0, 2074]	0 [0, 1359]	0 [0, 1257]	1014 [907, 1251]	0 [0, 188]	0 [0, 123]	0 [0, 114]	0.1021 [0.0137, 0.3224]	0.0362 [0.0287, 0.1298]
Haryana	Gurgaon	7.64 [6.73, 9.5]	0 [0, 1.45]	0 [0, 0.94]	0.12 [0, 1.05]	34293 [30205, 42644]	0 [0, 6526]	0 [0, 4210]	549 [0, 4701]	13350 [11759, 16601]	0 [0, 2541]	0 [0, 1639]	214 [0, 1830]	20942 [18446, 26042]	0 [0, 3986]	0 [0, 2571]	335 [0, 2871]	0.1878 [0.0275, 0.5879]	0.0725 [0.0582, 0.2545]
Haryana	Hisar	15.9 [15.5, 16.87]	0 [0, 0.77]	0 [0, 0.51]	0 [0, 0.45]	66973 [65276, 71026]	0 [0, 3247]	0 [0, 2155]	0 [0, 1893]	45977 [44813, 48760]	0 [0, 2229]	0 [0, 1479]	0 [0, 1299]	20995 [20464, 22266]	0 [0, 1018]	0 [0, 675]	0 [0, 593]	0.3025 [0, 0.7383]	0.1074 [0.061, 0.2223]
Haryana	Jhajjar	38.81 [38.13, 40.27]	0 [0, 1.15]	0 [0, 0.75]	0 [0, 0.71]	74409 [73113, 77211]	0 [0, 2210]	0 [0, 1440]	0 [0, 1362]	56803 [55815, 58942]	0 [0, 1687]	0 [0, 1100]	0 [0, 1039]	17605 [17299, 18268]	0 [0, 523]	0 [0, 341]	0 [0, 322]	0.6096 [0, 1.3096]	0.2169 [0.0958, 0.4278]
Haryana	Jind	78.44 [77.9, 79.65]	0 [0, 0.97]	0 [0, 0.63]	0 [0, 0.58]	381982 [379364, 387901]	0 [0, 4699]	0 [0, 3088]	0 [0, 2825]	317927 [315748, 322853]	0 [0, 3911]	0 [0, 2570]	0 [0, 2352]	64055 [63616, 65047]	0 [0, 788]	0 [0, 518]	0 [0, 474]	2.2118 [0, 5.063]	0.7953 [0.2639, 1.4635]
Haryana	Kaithal	47.22 [46.63, 48.55]	0 [0, 1.05]	0 [0, 0.69]	0 [0, 0.64]	198322 [195806, 203891]	0 [0, 4408]	0 [0, 2885]	0 [0, 2681]	181636 [179332, 186737]	0 [0, 4037]	0 [0, 2642]	0 [0, 2455]	16686 [16474, 17154]	0 [0, 371]	0 [0, 243]	0 [0, 226]	1.4374 [0.0479, 3.2279]	0.5142 [0.1945, 1.0788]

Haryana	Karnal	32.01 [31.46, 33.24]	0 [0, 0.98]	0 [0, 0.64]	0 [0, 0.59]	87363 [85872, 90724]	0 [0, 2667]	0 [0, 1751]	0 [0, 1606]	71647 [70424, 74404]	0 [0, 2187]	0 [0, 1436]	0 [0, 1317]	15716 [15448, 16320]	0 [0, 480]	0 [0, 315]	0 [0, 289]	0.4564 [0.0002, 1.0765]	0.1622 [0.0874, 0.303]
Haryana	Kurukshetra	36.56 [35.79, 38.18]	0 [0, 1.27]	0 [0, 0.83]	0 [0, 0.8]	50658 [49594, 52904]	0 [0, 1764]	0 [0, 1145]	0 [0, 1102]	47958 [46951, 50084]	0 [0, 1670]	0 [0, 1084]	0 [0, 1043]	2700 [2643, 2819]	0 [0, 94]	0 [0, 61]	0 [0, 59]	0.4131 [0, 1.0026]	0.1468 [0.0739, 0.288]
Haryana	Mahendragarh	0.24 [0, 1.7]	0 [0, 1.16]	0 [0, 0.75]	0 [0, 0.71]	515 [0, 3727]	0 [0, 2532]	0 [0, 1650]	0 [0, 1561]	490 [0, 3546]	0 [0, 2409]	0 [0, 1570]	0 [0, 1485]	25 [0, 181]	0 [0, 123]	0 [0, 80]	0 [0, 76]	0.0044 [0.0044, 0.1791]	0.0016 [0.0016, 0.1093]
Haryana	Mewat	0.31 [0, 2.01]	0 [0, 1.33]	0 [0, 0.86]	0 [0, 0.84]	1155 [0, 7506]	0 [0, 4980]	0 [0, 3225]	0 [0, 3130]	1071 [0, 6960]	0 [0, 4618]	0 [0, 2991]	0 [0, 2902]	84 [0, 546]	0 [0, 362]	0 [0, 235]	0 [0, 228]	0.0084 [0.0084, 0.3068]	0.003 [0.003, 0.1989]
Haryana	Palwal	4.01 [3.14, 5.81]	0 [0, 1.41]	0 [0, 0.91]	0 [0, 0.89]	15122 [11833, 21896]	0 [0, 5301]	0 [0, 3425]	0 [0, 3357]	11625 [9097, 16833]	0 [0, 4075]	0 [0, 2633]	0 [0, 2581]	3496 [2736, 5063]	0 [0, 1226]	0 [0, 792]	0 [0, 776]	0.1144 [0.0001, 0.4883]	0.0406 [0.0372, 0.2317]
Haryana	Panchkula	0 [0, 2.24]	0 [0, 1.74]	0 [0, 1.11]	0 [0, 1.14]	0 [0, 633]	0 [0, 492]	0 [0, 315]	0 [0, 321]	0 [0, 449]	0 [0, 348]	0 [0, 223]	0 [0, 227]	0 [0, 185]	0 [0, 143]	0 [0, 92]	0 [0, 94]	0 [0, 0.0565]	0 [0, 0.0338]
Haryana	Panipat	65.51 [64.6, 67.37]	0.12 [0, 1.57]	0 [0, 0.94]	0 [0, 0.92]	254279 [250756, 261483]	472 [0, 6102]	0 [0, 3632]	0 [0, 3581]	190830 [188186, 196236]	354 [0, 4580]	0 [0, 2726]	0 [0, 2687]	63449 [62570, 65247]	118 [0, 1523]	0 [0, 906]	0 [0, 893]	1.6446 [0, 3.5521]	0.5905 [0.2868, 1.0702]
Haryana	Rewari	1.26 [0.46, 2.94]	0 [0, 1.32]	0 [0, 0.85]	0 [0, 0.83]	2547 [926, 5939]	0 [0, 2662]	0 [0, 1725]	0 [0, 1670]	1839 [669, 4290]	0 [0, 1922]	0 [0, 1246]	0 [0, 1206]	707 [257, 1649]	0 [0, 739]	0 [0, 479]	0 [0, 464]	0.0223 [0.0182, 0.2143]	0.0079 [0.0079, 0.113]
Haryana	Rohtak	87.78 [87.06, 89.33]	0.3 [0, 1.52]	0 [0, 0.79]	0.04 [0, 0.8]	165142 [163774, 168059]	573 [0, 2868]	0 [0, 1492]	82 [0, 1507]	138590 [137443, 141038]	481 [0, 2407]	0 [0, 1252]	69 [0, 1265]	26552 [26332, 27021]	92 [0, 461]	0 [0, 240]	13 [0, 242]	1.224 [0, 2.7258]	0.4404 [0.1751, 0.7974]
Haryana	Sirsa	1.53 [1.13, 2.49]	0 [0, 0.77]	0 [0, 0.51]	0.09 [0, 0.53]	2174 [1607, 3531]	0 [0, 1087]	0 [0, 722]	125 [0, 758]	1617 [1195, 2626]	0 [0, 809]	0 [0, 537]	93 [0, 564]	557 [412, 905]	0 [0, 279]	0 [0, 185]	32 [0, 194]	0.0157 [0.0102, 0.0751]	0.0071 [0.0064, 0.0406]
Haryana	Sonipat	88.91 [88.29, 90.29]	0.21 [0, 1.3]	0 [0, 0.71]	0 [0, 0.66]	441301 [438190, 448129]	1035 [0, 6432]	0 [0, 3527]	0 [0, 3298]	342570 [340156, 347871]	804 [0, 4993]	0 [0, 2738]	0 [0, 2561]	98731 [98035, 100258]	232 [0, 1439]	0 [0, 789]	0 [0, 738]	2.3577 [0, 5.1944]	0.851 [0.3691, 1.4699]
Haryana	Yamunanagar	23.48 [22.77, 25.02]	9.27 [8.02, 10.47]	0 [0, 0.79]	0 [0, 0.75]	61820 [59929, 65863]	24391 [21117, 27573]	0 [0, 2070]	0 [0, 1974]	47231 [45786, 50319]	18635 [16133, 21066]	0 [0, 1581]	0 [0, 1508]	14589 [14143, 15543]	5756 [4983, 6507]	0 [0, 488]	0 [0, 466]	0.6887 [0.0887, 1.3749]	0.3143 [0.2053, 0.4935]
Himachal Pradesh	Bilaspur	0.44 [0, 2.32]	0.06 [0, 1.53]	0 [0, 0.95]	0 [0, 0.94]	117 [0, 622]	17 [0, 411]	0 [0, 254]	0 [0, 251]	115 [0, 608]	16 [0, 402]	0 [0, 249]	0 [0, 246]	3 [0, 14]	0 [0, 9]	0 [0, 6]	0 [0, 6]	0.0031 [0.0031, 0.0721]	0.0012 [0.0012, 0.0466]
Himachal Pradesh	Chamba	0.86 [0.56, 1.61]	0.01 [0, 0.62]	0 [0, 0.41]	0 [0, 0.34]	45 [30, 85]	1 [0, 32]	0 [0, 21]	0 [0, 18]	44 [29, 83]	1 [0, 32]	0 [0, 21]	0 [0, 18]	1 [1, 2]	0 [0, 1]	0 [0, 0]	0 [0, 0]	0.0007 [0.0004, 0.0048]	0.0003 [0.0003, 0.0027]
Himachal Pradesh	Hamirpur	0.13 [0, 2.05]	0.06 [0, 1.57]	0 [0, 0.97]	0 [0, 0.96]	32 [0, 505]	16 [0, 386]	0 [0, 238]	0 [0, 236]	30 [0, 481]	15 [0, 367]	0 [0, 226]	0 [0, 225]	2 [0, 25]	1 [0, 19]	0 [0, 12]	0 [0, 12]	0.0011 [0.0011, 0.0536]	0.0005 [0.0005, 0.0312]
Himachal Pradesh	Kangra	2.99 [2.66, 3.79]	3.3 [2.49, 3.95]	0 [0, 0.43]	0 [0, 0.37]	2464 [2199, 3127]	2726 [2056, 3261]	0 [0, 357]	0 [0, 304]	2406 [2147, 3054]	2662 [2008, 3184]	0 [0, 349]	0 [0, 297]	58 [52, 73]	64 [48, 76]	0 [0, 8]	0 [0, 7]	0.0391 [0.0068, 0.0907]	0.0201 [0.0123, 0.0378]
Himachal Pradesh	Kinnaur	0 [0, 0.75]	0 [0, 0.61]	0 [0, 0.41]	0 [0, 0.34]	0 [0, 4]	0 [0, 3]	0 [0, 2]	0 [0, 2]	0 [0, 4]	0 [0, 3]	0 [0, 2]	0 [0, 2]	0 [0, 0]	0 [0, 0]	0 [0, 0]	0 [0, 0]	0 [0, 0.0027]	0 [0, 0.0015]
Himachal Pradesh	Kullu	0 [0, 0.82]	0 [0, 0.66]	0 [0, 0.44]	0 [0, 0.38]	0 [0, 64]	0 [0, 52]	0 [0, 35]	0 [0, 29]	0 [0, 51]	0 [0, 41]	0 [0, 27]	0 [0, 23]	0 [0, 13]	0 [0, 11]	0 [0, 7]	0 [0, 6]	0 [0, 0.0078]	0 [0, 0.0042]
Himachal Pradesh	Lahul & Spiti	0 [0, 0.5]	0 [0, 0.41]	0 [0, 0.28]	0 [0, 0.22]	0 [0, 8]	0 [0, 7]	0 [0, 4]	0 [0, 4]	0 [0, 8]	0 [0, 7]	0 [0, 4]	0 [0, 4]	0 [0, 0]	0 [0, 0]	0 [0, 0]	0 [0, 0]	0 [0, 0.013]	0 [0, 0.0076]
Himachal Pradesh	Mandi	1.09 [0.68, 2.07]	0 [0, 0.79]	0 [0, 0.52]	0 [0, 0.46]	93 [58, 177]	0 [0, 67]	0 [0, 44]	0 [0, 39]	92 [57, 175]	0 [0, 66]	0 [0, 44]	0 [0, 39]	1 [1, 2]	0 [0, 1]	0 [0, 0]	0 [0, 0]	0.0007 [0.0005, 0.0058]	0.0003 [0.0003, 0.0028]
Himachal Pradesh	Shimla	0.11 [0, 0.97]	0 [0, 0.69]	0 [0, 0.46]	0 [0, 0.39]	7 [0, 62]	0 [0, 44]	0 [0, 29]	0 [0, 25]	6 [0, 55]	0 [0, 39]	0 [0, 26]	0 [0, 22]	1 [0, 7]	0 [0, 5]	0 [0, 3]	0 [0, 3]	0.0001 [0.0001, 0.0032]	0 [0, 0.002]
Himachal Pradesh	Sirmaur	2.6 [2.08, 3.78]	0.03 [0, 0.97]	0 [0, 0.62]	0 [0, 0.56]	1269 [1015, 1847]	13 [0, 472]	0 [0, 302]	0 [0, 275]	1223 [978, 1780]	12 [0, 455]	0 [0, 291]	0 [0, 265]	46 [37, 67]	0 [0, 17]	0 [0, 11]	0 [0, 10]	0.0193 [0.006, 0.0949]	0.0069 [0.0067, 0.0409]
Himachal Pradesh	Solan	0 [0, 1.43]	0.04 [0, 1.17]	0 [0, 0.74]	0 [0, 0.7]	0 [0, 419]	11 [0, 341]	0 [0, 215]	0 [0, 203]	0 [0, 372]	10 [0, 303]	0 [0, 192]	0 [0, 180]	0 [0, 46]	1 [0, 38]	0 [0, 24]	0 [0, 23]	0.0003 [0.0003, 0.0369]	0.0002 [0.0002, 0.0223]
Himachal Pradesh	Una	1.76 [0.99, 3.38]	2.85 [1.56, 4.12]	0 [0, 0.83]	0 [0, 0.8]	970 [545, 1868]	1573 [860, 2278]	0 [0, 457]	0 [0, 441]	885 [497, 1705]	1436 [785, 2079]	0 [0, 418]	0 [0, 402]	85 [48, 163]	137 [75, 199]	0 [0, 40]	0 [0, 38]	0.0584 [0.0165, 0.1935]	0.0312 [0.0182, 0.0978]

Jammu & Kashmir	Anantnag	0.09 [0, 1.18]	0 [0, 0.87]	0 [0, 0.58]	0 [0, 0.52]	84 [0, 1098]	0 [0, 809]	0 [0, 534]	0 [0, 479]	68 [0, 892]	0 [0, 656]	0 [0, 433]	0 [0, 389]	16 [0, 207]	0 [0, 152]	0 [0, 100]	0 [0, 90]	0.0006 [0.0006, 0.0455]	0.0002 [0.0002, 0.0274]
Jammu & Kashmir	Badgam	0 [0, 1.77]	0 [0, 1.38]	0 [0, 0.9]	0 [0, 0.88]	0 [0, 1326]	0 [0, 1038]	0 [0, 671]	0 [0, 656]	0 [0, 1189]	0 [0, 931]	0 [0, 602]	0 [0, 589]	0 [0, 137]	0 [0, 107]	0 [0, 69]	0 [0, 68]	0 [0, 0.0902]	0 [0, 0.0551]
Jammu & Kashmir	Bandipore	0.03 [0, 1.32]	0 [0, 1.02]	0 [0, 0.67]	0 [0, 0.62]	5 [0, 227]	0 [0, 176]	0 [0, 115]	0 [0, 106]	4 [0, 178]	0 [0, 138]	0 [0, 90]	0 [0, 84]	1 [0, 49]	0 [0, 38]	0 [0, 25]	0 [0, 23]	0.0001 [0.0001, 0.0272]	0 [0, 0.0167]
Jammu & Kashmir	Baramula	0.4 [0, 1.88]	0 [0, 1.17]	0 [0, 0.76]	0 [0, 0.72]	130 [0, 613]	0 [0, 381]	0 [0, 248]	0 [0, 235]	121 [0, 568]	0 [0, 352]	0 [0, 229]	0 [0, 217]	10 [0, 46]	0 [0, 28]	0 [0, 18]	0 [0, 18]	0.001 [0.0006, 0.0262]	0.0004 [0.0004, 0.0151]
Jammu & Kashmir	Gilgit-Baltistan	0 [0, 0.18]	0 [0, 0.16]	0 [0, 0.11]	0 [0, 0.07]	0	0	0	0	0	0	0	0	0	0	0	0	0	0
Jammu & Kashmir	Doda	0 [0, 1.37]	0 [0, 1.08]	0 [0, 0.71]	0 [0, 0.66]	0 [0, 14]	0 [0, 11]	0 [0, 7]	0 [0, 7]	0 [0, 13]	0 [0, 10]	0 [0, 7]	0 [0, 6]	0 [0, 1]	0 [0, 1]	0 [0, 1]	0 [0, 1]	0 [0, 0.0022]	0 [0, 0.0012]
Jammu & Kashmir	Ganderbal	0 [0, 1.94]	0 [0, 1.52]	0 [0, 0.98]	0 [0, 0.97]	0 [0, 193]	0 [0, 150]	0 [0, 97]	0 [0, 96]	0 [0, 129]	0 [0, 100]	0 [0, 65]	0 [0, 64]	0 [0, 64]	0 [0, 50]	0 [0, 32]	0 [0, 32]	0 [0, 0.0351]	0 [0, 0.0203]
Jammu & Kashmir	Jammu	6.24 [5.59, 7.64]	16.73 [15.56, 17.83]	0 [0, 0.72]	0 [0, 0.68]	36281 [32546, 44442]	97310 [90493, 103755]	0 [0, 4209]	0 [0, 3950]	29243 [26233, 35821]	78433 [72939, 83628]	0 [0, 3392]	0 [0, 3184]	7038 [6314, 8621]	18877 [17554, 20127]	0 [0, 816]	0 [0, 766]	1.0974 [0, 2.2014]	0.6096 [0.3705, 1.0171]
Jammu & Kashmir	Kargil	0 [0, 0.48]	0 [0, 0.39]	0 [0, 0.27]	0 [0, 0.21]	0 [0, 115]	0 [0, 95]	0 [0, 65]	0 [0, 50]	0 [0, 85]	0 [0, 70]	0 [0, 48]	0 [0, 37]	0 [0, 30]	0 [0, 25]	0 [0, 17]	0 [0, 13]	0 [0, 0.0394]	0 [0, 0.0237]
Jammu & Kashmir	Kathua	7.08 [6.5, 8.36]	12.43 [11.33, 13.45]	0 [0, 0.67]	0 [0, 0.62]	11471 [10537, 13556]	20162 [18368, 21814]	0 [0, 1083]	0 [0, 1001]	9453 [8683, 11171]	16615 [15137, 17976]	0 [0, 892]	0 [0, 825]	2018 [1854, 2385]	3547 [3231, 3838]	0 [0, 190]	0 [0, 176]	0.6174 [0.0476, 1.383]	0.3323 [0.2099, 0.5699]
Jammu & Kashmir	Kishtwar	0 [0, 0.64]	0 [0, 0.52]	0 [0, 0.35]	0 [0, 0.29]	0 [0, 10]	0 [0, 8]	0 [0, 5]	0 [0, 4]	0 [0, 10]	0 [0, 8]	0 [0, 5]	0 [0, 4]	0 [0, 0]	0 [0, 0]	0 [0, 0]	0 [0, 0]	0 [0, 0.0019]	0 [0, 0.0013]
Jammu & Kashmir	Kulgam	0.16 [0, 1.9]	0 [0, 1.36]	0 [0, 0.88]	0 [0, 0.86]	37 [0, 435]	0 [0, 312]	0 [0, 202]	0 [0, 197]	33 [0, 394]	0 [0, 282]	0 [0, 183]	0 [0, 178]	4 [0, 42]	0 [0, 30]	0 [0, 19]	0 [0, 19]	0.0007 [0.0007, 0.0488]	0.0002 [0.0002, 0.0271]
Jammu & Kashmir	Kupwara	0 [0, 1.39]	0 [0, 1.1]	0 [0, 0.72]	0 [0, 0.67]	0 [0, 575]	0 [0, 454]	0 [0, 297]	0 [0, 278]	0 [0, 482]	0 [0, 381]	0 [0, 249]	0 [0, 233]	0 [0, 93]	0 [0, 73]	0 [0, 48]	0 [0, 45]	0 [0, 0.0331]	0 [0, 0.0192]
Jammu & Kashmir	Leh (ladakh)	0.02 [0, 0.22]	0 [0, 0.16]	0 [0, 0.12]	0 [0, 0.08]	10 [0, 84]	0 [0, 63]	1 [0, 46]	0 [0, 30]	6 [0, 53]	0 [0, 40]	1 [0, 29]	0 [0, 19]	3 [0, 31]	0 [0, 23]	0 [0, 17]	0 [0, 11]	0.0008 [0.0008, 0.0307]	0.0004 [0.0004, 0.0176]
Jammu & Kashmir	Pulwama	0.12 [0, 2.74]	0 [0, 2.03]	0 [0, 1.29]	0 [0, 1.35]	107 [0, 2519]	0 [0, 1861]	0 [0, 1183]	0 [0, 1239]	93 [0, 2190]	0 [0, 1618]	0 [0, 1028]	0 [0, 1077]	14 [0, 329]	0 [0, 243]	0 [0, 154]	0 [0, 162]	0.0015 [0.0015, 0.2122]	0.0005 [0.0005, 0.1357]
Jammu & Kashmir	Punch	0 [0, 1.27]	0 [0, 1]	0 [0, 0.66]	0 [0, 0.61]	0 [0, 274]	0 [0, 217]	0 [0, 142]	0 [0, 131]	0 [0, 256]	0 [0, 203]	0 [0, 133]	0 [0, 123]	0 [0, 18]	0 [0, 14]	0 [0, 9]	0 [0, 8]	0 [0, 0.0281]	0 [0, 0.016]
Jammu & Kashmir	Rajouri	0.56 [0, 1.99]	0.19 [0, 1.31]	0 [0, 0.73]	0 [0, 0.69]	195 [0, 693]	65 [0, 458]	0 [0, 257]	0 [0, 241]	177 [0, 630]	59 [0, 417]	0 [0, 233]	0 [0, 220]	18 [0, 63]	6 [0, 41]	0 [0, 23]	0 [0, 22]	0.0039 [0.0028, 0.0475]	0.0017 [0.0017, 0.0272]
Jammu & Kashmir	Ramban	0.26 [0, 2.17]	0 [0, 1.49]	0 [0, 0.96]	0 [0, 0.95]	4 [0, 31]	0 [0, 21]	0 [0, 14]	0 [0, 14]	3 [0, 27]	0 [0, 19]	0 [0, 12]	0 [0, 12]	0 [0, 4]	0 [0, 3]	0 [0, 2]	0 [0, 2]	0.0001 [0.0001, 0.0049]	0 [0, 0.0029]
Jammu & Kashmir	Reasi	0.09 [0, 1.4]	0 [0, 1.03]	0 [0, 0.68]	0 [0, 0.63]	7 [0, 103]	0 [0, 76]	0 [0, 50]	0 [0, 46]	7 [0, 99]	0 [0, 73]	0 [0, 48]	0 [0, 44]	0 [0, 4]	0 [0, 3]	0 [0, 2]	0 [0, 2]	0.0002 [0.0002, 0.0152]	0.0001 [0.0001, 0.0091]
Jammu & Kashmir	Samba	3.91 [2.88, 5.97]	13.86 [12.36, 15.47]	0 [0, 1.03]	0 [0, 1.03]	5004 [3684, 7638]	17750 [15820, 19801]	0 [0, 1317]	0 [0, 1322]	4568 [3363, 6972]	16202 [14440, 18074]	0 [0, 1202]	0 [0, 1207]	437 [321, 666]	1548 [1380, 1727]	0 [0, 115]	0 [0, 115]	0.9225 [0.0508, 2.0881]	0.5199 [0.3119, 0.9147]
Jammu & Kashmir	Shupiyan	0 [0, 2.8]	0 [0, 2.15]	0 [0, 1.36]	0 [0, 1.45]	0 [0, 609]	0 [0, 469]	0 [0, 297]	0 [0, 315]	0 [0, 609]	0 [0, 469]	0 [0, 297]	0 [0, 315]	0 [0, 0]	0 [0, 0]	0 [0, 0]	0 [0, 0]	0 [0, 0.1183]	0 [0, 0.0719]
Jammu & Kashmir	Srinagar	0 [0, 1.95]	0 [0, 1.52]	0 [0, 0.98]	0 [0, 0.97]	0 [0, 225]	0 [0, 175]	0 [0, 113]	0 [0, 112]	0 [0, 3]	0 [0, 2]	0 [0, 1]	0 [0, 1]	0 [0, 222]	0 [0, 173]	0 [0, 112]	0 [0, 111]	0 [0, 0.0089]	0 [0, 0.0054]
Jammu & Kashmir	Udhampur	1.74 [1.17, 3.01]	0 [0, 1.01]	0 [0, 0.66]	0 [0, 0.61]	490 [330, 847]	0 [0, 284]	0 [0, 186]	0 [0, 172]	396 [266, 685]	0 [0, 229]	0 [0, 150]	0 [0, 139]	94 [63, 163]	0 [0, 54]	0 [0, 36]	0 [0, 33]	0.007 [0.0041, 0.0408]	0.0025 [0.0025, 0.0217]
Jharkhand	Bokaro	0.11 [0, 1.34]	0.03 [0, 1]	0.08 [0, 0.73]	0 [0, 0.59]	815 [0, 9710]	204 [0, 7263]	612 [0, 5247]	0 [0, 4251]	458 [0, 5458]	115 [0, 4083]	344 [0, 2950]	0 [0, 2390]	357 [0, 4252]	89 [0, 3181]	268 [0, 2298]	0 [0, 1862]	0.0103 [0.0103, 0.2434]	0.0065 [0.0065, 0.1346]
Jharkhand	Chatra	0 [0, 1.05]	0 [0, 0.83]	0 [0, 0.55]	0 [0, 0.49]	0 [0, 5158]	0 [0, 4119]	0 [0, 2724]	0 [0, 2427]	0 [0, 4786]	0 [0, 3821]	0 [0, 2527]	0 [0, 2252]	0 [0, 372]	0 [0, 297]	0 [0, 196]	0 [0, 175]	0 [0, 0.2431]	0 [0, 0.1714]
Jharkhand	Deoghar	0 [0, 1.32]	0 [0, 1.04]	0 [0, 0.68]	0 [0, 0.63]	0 [0, 10595]	0 [0, 8388]	0 [0, 5492]	0 [0, 5097]	0 [0, 8993]	0 [0, 7120]	0 [0, 4662]	0 [0, 4326]	0 [0, 1602]	0 [0, 1268]	0 [0, 830]	0 [0, 771]	0 [0, 0.3246]	0 [0, 0.2157]
Jharkhand	Dhanbad	0.04 [0, 1.45]	0 [0, 1.12]	0.22 [0, 0.95]	0.04 [0, 0.72]	304 [0, 12022]	0 [0, 9252]	1821 [0, 7860]	304 [0, 5980]	168 [0, 6656]	0 [0, 5123]	1008 [0, 4352]	168 [0, 3311]	135 [0, 5366]	0 [0, 4129]	813 [0, 3508]	135 [0, 2669]	0.017 [0.0111, 0.2645]	0.0136 [0.0067, 0.1372]
Jharkhand	Dumka	0.12 [0, 1.17]	0 [0, 0.83]	0.17 [0, 0.72]	0.1 [0, 0.59]	1071 [0, 10057]	0 [0, 7177]	1428 [0, 6174]	892 [0, 5120]	1010 [0, 9487]	0 [0, 6770]	1347 [0, 5824]	842 [0, 4830]	61 [0, 570]	0 [0, 407]	81 [0, 350]	51 [0, 290]	0.0447 [0.018, 0.4098]	0.0359 [0.0202, 0.2552]

Jharkhand	Garhwa	0.21 [0, 1.21]	0.19 [0, 0.99]	0.08 [0, 0.61]	0 [0, 0.47]	1971 [0, 11343]	1792 [0, 9289]	717 [0, 5684]	0 [0, 4391]	1867 [0, 10745]	1697 [0, 8799]	679 [0, 5384]	0 [0, 4160]	104 [0, 599]	95 [0, 490]	38 [0, 300]	0 [0, 232]	0.042 [0.025, 0.4334]	0.0242 [0.0154, 0.2522]
Jharkhand	Giridih	0 [0, 0.9]	0 [0, 0.72]	0 [0, 0.48]	0 [0, 0.42]	0 [0, 4999]	0 [0, 4015]	0 [0, 2673]	0 [0, 2318]	0 [0, 4522]	0 [0, 3632]	0 [0, 2418]	0 [0, 2097]	0 [0, 477]	0 [0, 383]	0 [0, 255]	0 [0, 221]	0 [0, 0.0987]	0 [0, 0.0595]
Jharkhand	Godda	0.1 [0, 1.48]	0 [0, 1.09]	0 [0, 0.71]	0 [0, 0.67]	923 [0, 13088]	0 [0, 9614]	0 [0, 6282]	0 [0, 5877]	893 [0, 12654]	0 [0, 9295]	0 [0, 6074]	0 [0, 5683]	31 [0, 434]	0 [0, 319]	0 [0, 208]	0 [0, 195]	0.0056 [0.0056, 0.4326]	0.002 [0.002, 0.2895]
Jharkhand	Gumla	0.21 [0, 1.07]	0 [0, 0.7]	0 [0, 0.47]	0 [0, 0.4]	591 [0, 3085]	0 [0, 2005]	0 [0, 1336]	0 [0, 1153]	552 [0, 2881]	0 [0, 1873]	0 [0, 1248]	0 [0, 1077]	39 [0, 204]	0 [0, 132]	0 [0, 88]	0 [0, 76]	0.0046 [0.0046, 0.114]	0.0016 [0.0016, 0.0742]
Jharkhand	Hazaribagh	0.15 [0, 1.22]	0 [0, 0.85]	0 [0, 0.56]	0 [0, 0.5]	654 [0, 5254]	0 [0, 3671]	0 [0, 2425]	0 [0, 2170]	512 [0, 4114]	0 [0, 2874]	0 [0, 1899]	0 [0, 1699]	142 [0, 1140]	0 [0, 797]	0 [0, 526]	0 [0, 471]	0.003 [0.003, 0.1389]	0.0011 [0.0011, 0.0811]
Jharkhand	Jamtara	0.13 [0, 1.68]	0.04 [0, 1.26]	0.13 [0, 0.92]	0.04 [0, 0.8]	712 [0, 9179]	237 [0, 6899]	712 [0, 5043]	237 [0, 4374]	676 [0, 8710]	225 [0, 6546]	676 [0, 4786]	225 [0, 4151]	36 [0, 469]	12 [0, 352]	36 [0, 258]	12 [0, 223]	0.0367 [0, 0.6184]	0.0265 [0.0265, 0.3312]
Jharkhand	Khunti	0.06 [0, 1.31]	0 [0, 0.99]	0 [0, 0.65]	0 [0, 0.6]	96 [0, 2153]	0 [0, 1632]	0 [0, 1071]	0 [0, 985]	87 [0, 1951]	0 [0, 1478]	0 [0, 970]	0 [0, 892]	9 [0, 203]	0 [0, 154]	0 [0, 101]	0 [0, 93]	0.0014 [0.0014, 0.197]	0.0005 [0.0005, 0.1136]
Jharkhand	Kodarma	0 [0, 1.29]	0.03 [0, 1.06]	0 [0, 0.67]	0 [0, 0.62]	0 [0, 2987]	72 [0, 2438]	0 [0, 1551]	0 [0, 1435]	0 [0, 2362]	57 [0, 1928]	0 [0, 1226]	0 [0, 1135]	0 [0, 625]	15 [0, 510]	0 [0, 324]	0 [0, 300]	0.0014 [0.0014, 0.2168]	0.0009 [0.0009, 0.1166]
Jharkhand	Latehar	0 [0, 0.98]	0 [0, 0.78]	0 [0, 0.52]	0 [0, 0.46]	0 [0, 3794]	0 [0, 3037]	0 [0, 2014]	0 [0, 1774]	0 [0, 3428]	0 [0, 2744]	0 [0, 1820]	0 [0, 1603]	0 [0, 366]	0 [0, 293]	0 [0, 194]	0 [0, 171]	0 [0, 0.2433]	0 [0, 0.1573]
Jharkhand	Lohardaga	0.05 [0, 1.77]	0 [0, 1.35]	0 [0, 0.87]	0 [0, 0.85]	107 [0, 3617]	0 [0, 2751]	0 [0, 1781]	0 [0, 1731]	97 [0, 3274]	0 [0, 2490]	0 [0, 1612]	0 [0, 1567]	10 [0, 342]	0 [0, 260]	0 [0, 169]	0 [0, 164]	0.0018 [0.0018, 0.4082]	0.0007 [0.0007, 0.22]
Jharkhand	Pakur	3.69 [2.97, 5.23]	0.13 [0, 1.34]	0 [0, 0.79]	0 [0, 0.75]	25708 [20690, 36429]	897 [0, 9335]	0 [0, 5488]	0 [0, 5236]	24093 [19390, 34141]	840 [0, 8749]	0 [0, 5143]	0 [0, 4907]	1615 [1300, 2288]	56 [0, 586]	0 [0, 345]	0 [0, 329]	0.2394 [0.1153, 0.8984]	0.0884 [0.0732, 0.4578]
Jharkhand	Palamu	0.09 [0, 1.05]	0 [0, 0.77]	0.21 [0, 0.72]	0 [0, 0.45]	1156 [0, 13684]	0 [0, 10036]	2775 [0, 9436]	0 [0, 5847]	997 [0, 11803]	0 [0, 8656]	2394 [0, 8139]	0 [0, 5043]	159 [0, 1881]	0 [0, 1380]	382 [0, 1297]	0 [0, 804]	0.0326 [0.0307, 0.3712]	0.0237 [0.0237, 0.223]
Jharkhand	Pashchimi Singhbhum	0 [0, 0.74]	0 [0, 0.6]	0 [0, 0.4]	0 [0, 0.34]	0 [0, 6808]	0 [0, 5506]	0 [0, 3695]	0 [0, 3101]	0 [0, 6096]	0 [0, 4930]	0 [0, 3309]	0 [0, 2777]	0 [0, 712]	0 [0, 576]	0 [0, 387]	0 [0, 324]	0 [0, 0.2507]	0 [0, 0.1499]
Jharkhand	Purbi Singhbhum	0.11 [0, 1.19]	0 [0, 0.86]	0 [0, 0.57]	0 [0, 0.51]	1239 [0, 13333]	0 [0, 9645]	0 [0, 6369]	0 [0, 5710]	682 [0, 7339]	0 [0, 5309]	0 [0, 3506]	0 [0, 3143]	557 [0, 5993]	0 [0, 4336]	0 [0, 2863]	0 [0, 2567]	0.0043 [0.0043, 0.2511]	0.0015 [0.0015, 0.162]
Jharkhand	Ramgarh	0.06 [0, 1.87]	0 [0, 1.42]	0 [0, 0.91]	0 [0, 0.9]	128 [0, 4132]	0 [0, 3132]	0 [0, 2022]	0 [0, 1985]	80 [0, 2564]	0 [0, 1944]	0 [0, 1255]	0 [0, 1232]	49 [0, 1567]	0 [0, 1188]	0 [0, 767]	0 [0, 753]	0.0011 [0.0011, 0.2122]	0.0004 [0.0004, 0.1255]
Jharkhand	Ranchi	2.25 [1.87, 3.15]	2.53 [1.66, 3.26]	0.45 [0.19, 0.93]	0.02 [0, 0.44]	24880 [20739, 34915]	28056 [18323, 36113]	4941 [2081, 10301]	176 [0, 4835]	14895 [12416, 20902]	16796 [10969, 21619]	2958 [1246, 6167]	106 [0, 2895]	9985 [8324, 14013]	11260 [7354, 14494]	1983 [835, 4134]	71 [0, 1941]	0.2411 [0.0931, 0.5114]	0.1342 [0.081, 0.2621]
Jharkhand	Sahibganj	11.06 [10.42, 12.44]	2.72 [1.56, 3.82]	0.11 [0, 0.82]	0 [0, 0.67]	83916 [79108, 94447]	20644 [11814, 28965]	804 [0, 6240]	0 [0, 5092]	72371 [68224, 81453]	17804 [10188, 24980]	694 [0, 5382]	0 [0, 4391]	11545 [10884, 12994]	2840 [1625, 3985]	111 [0, 859]	0 [0, 701]	0.8428 [0.1424, 1.8615]	0.3679 [0.2595, 0.7295]
Jharkhand	Saraikela-kharsawan	0.06 [0, 1.33]	0.03 [0, 1.03]	0 [0, 0.66]	0.06 [0, 0.67]	406 [0, 9027]	203 [0, 7038]	0 [0, 4482]	406 [0, 4538]	312 [0, 6933]	156 [0, 5405]	0 [0, 3443]	312 [0, 3486]	94 [0, 2094]	47 [0, 1632]	0 [0, 1040]	94 [0, 1053]	0.0155 [0.0155, 0.4291]	0.0123 [0.0123, 0.2543]
Jharkhand	Simdega	0 [0, 1.05]	0 [0, 0.84]	0.04 [0, 0.6]	0 [0, 0.49]	0 [0, 2354]	0 [0, 1879]	94 [0, 1336]	0 [0, 1108]	0 [0, 2095]	0 [0, 1673]	84 [0, 1190]	0 [0, 986]	0 [0, 259]	0 [0, 206]	10 [0, 147]	0 [0, 122]	0.0031 [0.0031, 0.2022]	0.0024 [0.0024, 0.1134]
Karnataka	Bagalkot	0.41 [0.09, 1.21]	0 [0, 0.64]	0 [0, 0.43]	0 [0, 0.36]	2195 [500, 6432]	0 [0, 3418]	0 [0, 2287]	0 [0, 1943]	1642 [374, 4812]	0 [0, 2557]	0 [0, 1711]	0 [0, 1453]	553 [126, 1620]	0 [0, 861]	0 [0, 576]	0 [0, 489]	0.0092 [0.006, 0.1122]	0.0033 [0.0033, 0.0743]
Karnataka	Bangalore	0 [0, 1.45]	0 [0, 1.14]	0 [0, 0.74]	0 [0, 0.7]	0 [0, 23525]	0 [0, 18559]	0 [0, 12103]	0 [0, 11419]	0 [0, 3634]	0 [0, 2866]	0 [0, 1869]	0 [0, 1764]	0 [0, 19892]	0 [0, 15692]	0 [0, 10233]	0 [0, 9655]	0 [0, 0.1324]	0 [0, 0.0764]
Karnataka	Bangalore Rural	0 [0, 1.4]	0 [0, 1.11]	0 [0, 0.72]	0 [0, 0.68]	0 [0, 4059]	0 [0, 3206]	0 [0, 2093]	0 [0, 1964]	0 [0, 3680]	0 [0, 2906]	0 [0, 1898]	0 [0, 1781]	0 [0, 379]	0 [0, 299]	0 [0, 195]	0 [0, 183]	0 [0, 0.1989]	0 [0, 0.137]
Karnataka	Belgaum	0.23 [0.03, 0.78]	0.01 [0, 0.45]	0.02 [0, 0.32]	0 [0, 0.24]	3067 [452, 10219]	81 [0, 5933]	242 [0, 4222]	0 [0, 3163]	2792 [412, 9303]	73 [0, 5402]	220 [0, 3844]	0 [0, 2879]	275 [41, 916]	7 [0, 532]	22 [0, 378]	0 [0, 283]	0.0063 [0.0053, 0.0946]	0.0027 [0.0027, 0.0483]
Karnataka	Bellary	0.08 [0, 0.78]	0.01 [0, 0.58]	0 [0, 0.38]	0 [0, 0.32]	288 [0, 2861]	36 [0, 2122]	0 [0, 1403]	0 [0, 1165]	261 [0, 2590]	33 [0, 1920]	0 [0, 1270]	0 [0, 1054]	27 [0, 272]	3 [0, 201]	0 [0, 133]	0 [0, 111]	0.0011 [0.0011, 0.0582]	0.0005 [0.0005, 0.0318]
Karnataka	Bidar	0.01 [0, 0.89]	0 [0, 0.7]	0 [0, 0.47]	0 [0, 0.41]	76 [0, 4506]	0 [0, 3561]	0 [0, 2373]	0 [0, 2050]	68 [0, 4035]	0 [0, 3188]	0 [0, 2124]	0 [0, 1836]	8 [0, 471]	0 [0, 372]	0 [0, 248]	0 [0, 214]	0.0004 [0.0004, 0.1521]	0.0001 [0.0001, 0.0785]
Karnataka	Bijapur	0.2 [0, 0.82]	0 [0, 0.5]	0 [0, 0.34]	0 [0, 0.28]	1569 [0, 6352]	0 [0, 3896]	0 [0, 2635]	0 [0, 2141]	1444 [0, 5847]	0 [0, 3586]	0 [0, 2425]	0 [0, 1971]	125 [0, 505]	0 [0, 310]	0 [0, 209]	0 [0, 170]	0.0057 [0.0057, 0.1094]	0.002 [0.002, 0.0686]

Karnataka	Chamrajnagar	0.03 [0, 0.9]	0 [0, 0.7]	0 [0, 0.47]	0 [0, 0.4]	92 [0, 2798]	0 [0, 2176]	0 [0, 1450]	0 [0, 1251]	87 [0, 2655]	0 [0, 2065]	0 [0, 1376]	0 [0, 1188]	5 [0, 143]	0 [0, 111]	0 [0, 74]	0 [0, 64]	0.0007 [0.0007, 0.1399]	0.0003 [0.0003, 0.0819]
Karnataka	Chikkaballapura	0 [0, 1.02]	0 [0, 0.81]	0 [0, 0.54]	0 [0, 0.48]	0 [0, 3182]	0 [0, 2544]	0 [0, 1684]	0 [0, 1493]	0 [0, 2778]	0 [0, 2220]	0 [0, 1470]	0 [0, 1304]	0 [0, 404]	0 [0, 323]	0 [0, 214]	0 [0, 190]	0 [0, 0.1225]	0 [0, 0.0757]
Karnataka	Chikmagalur	0.05 [0, 0.81]	0 [0, 0.62]	0 [0, 0.41]	0 [0, 0.35]	90 [0, 1575]	0 [0, 1200]	0 [0, 804]	0 [0, 678]	81 [0, 1414]	0 [0, 1077]	0 [0, 722]	0 [0, 609]	9 [0, 161]	0 [0, 123]	0 [0, 82]	0 [0, 69]	0.0006 [0.0006, 0.0613]	0.0002 [0.0002, 0.0395]
Karnataka	Chitradurga	0.06 [0, 0.76]	0 [0, 0.57]	0 [0, 0.38]	0 [0, 0.32]	312 [0, 4013]	0 [0, 3000]	0 [0, 2018]	0 [0, 1676]	289 [0, 3721]	0 [0, 2782]	0 [0, 1872]	0 [0, 1554]	23 [0, 292]	0 [0, 218]	0 [0, 147]	0 [0, 122]	0.0015 [0.0015, 0.1175]	0.0005 [0.0005, 0.0636]
Karnataka	Dakshina Kannada	0 [0, 0.97]	0.02 [0, 0.8]	0 [0, 0.52]	0 [0, 0.46]	0 [0, 1822]	34 [0, 1493]	0 [0, 968]	0 [0, 852]	0 [0, 1204]	23 [0, 986]	0 [0, 639]	0 [0, 563]	0 [0, 618]	12 [0, 506]	0 [0, 328]	0 [0, 289]	0.0002 [0.0002, 0.0473]	0.0001 [0.0001, 0.0263]
Karnataka	Davanagere	0 [0, 0.84]	0 [0, 0.68]	0 [0, 0.45]	0 [0, 0.39]	0 [0, 4430]	0 [0, 3566]	0 [0, 2380]	0 [0, 2043]	0 [0, 3814]	0 [0, 3070]	0 [0, 2049]	0 [0, 1759]	0 [0, 616]	0 [0, 496]	0 [0, 331]	0 [0, 284]	0 [0, 0.1117]	0 [0, 0.0685]
Karnataka	Dharwad	0.02 [0, 1.02]	0 [0, 0.8]	0 [0, 0.53]	0 [0, 0.47]	39 [0, 2079]	0 [0, 1631]	0 [0, 1080]	0 [0, 956]	25 [0, 1309]	0 [0, 1027]	0 [0, 681]	0 [0, 602]	14 [0, 769]	0 [0, 604]	0 [0, 400]	0 [0, 354]	0.0002 [0.0002, 0.0628]	0.0001 [0.0001, 0.0336]
Karnataka	Gadag	0 [0, 0.96]	0 [0, 0.77]	0 [0, 0.51]	0 [0, 0.45]	0 [0, 1399]	0 [0, 1121]	0 [0, 744]	0 [0, 653]	0 [0, 1173]	0 [0, 939]	0 [0, 623]	0 [0, 548]	0 [0, 226]	0 [0, 181]	0 [0, 120]	0 [0, 106]	0 [0, 0.064]	0 [0, 0.0375]
Karnataka	Gulbarga	0.01 [0, 0.61]	0 [0, 0.49]	0 [0, 0.33]	0 [0, 0.27]	57 [0, 4679]	0 [0, 3767]	0 [0, 2551]	0 [0, 2064]	45 [0, 3728]	0 [0, 3001]	0 [0, 2032]	0 [0, 1645]	12 [0, 951]	0 [0, 766]	0 [0, 518]	0 [0, 420]	0.0002 [0.0002, 0.095]	0.0001 [0.0001, 0.0531]
Karnataka	Hassan	0.11 [0, 0.9]	0 [0, 0.64]	0.02 [0, 0.45]	0 [0, 0.36]	638 [0, 5195]	0 [0, 3677]	142 [0, 2603]	0 [0, 2087]	595 [0, 4839]	0 [0, 3425]	132 [0, 2425]	0 [0, 1944]	44 [0, 356]	0 [0, 252]	10 [0, 178]	0 [0, 143]	0.0044 [0.0044, 0.1296]	0.0022 [0.0022, 0.078]
Karnataka	Haveri	0 [0, 0.94]	0 [0, 0.76]	0 [0, 0.5]	0 [0, 0.44]	0 [0, 3266]	0 [0, 2618]	0 [0, 1739]	0 [0, 1522]	0 [0, 2896]	0 [0, 2322]	0 [0, 1542]	0 [0, 1350]	0 [0, 370]	0 [0, 297]	0 [0, 197]	0 [0, 172]	0 [0, 0.1101]	0 [0, 0.064]
Karnataka	Kodagu	0.02 [0, 1.05]	0 [0, 0.82]	0 [0, 0.55]	0 [0, 0.48]	14 [0, 715]	0 [0, 560]	0 [0, 370]	0 [0, 329]	13 [0, 663]	0 [0, 519]	0 [0, 343]	0 [0, 305]	1 [0, 52]	0 [0, 41]	0 [0, 27]	0 [0, 24]	0.0002 [0.0002, 0.0625]	0.0001 [0.0001, 0.0365]
Karnataka	Kolar	0 [0, 1.05]	0 [0, 0.84]	0 [0, 0.55]	0 [0, 0.49]	0 [0, 4645]	0 [0, 3709]	0 [0, 2452]	0 [0, 2186]	0 [0, 4052]	0 [0, 3235]	0 [0, 2139]	0 [0, 1907]	0 [0, 593]	0 [0, 474]	0 [0, 313]	0 [0, 279]	0 [0, 0.162]	0 [0, 0.0925]
Karnataka	Koppal	0.21 [0, 1.08]	0.01 [0, 0.72]	0 [0, 0.47]	0.01 [0, 0.42]	640 [0, 3331]	46 [0, 2210]	0 [0, 1442]	46 [0, 1290]	586 [0, 3051]	42 [0, 2024]	0 [0, 1321]	42 [0, 1182]	54 [0, 280]	4 [0, 186]	0 [0, 121]	4 [0, 108]	0.005 [0.005, 0.1138]	0.0024 [0.0024, 0.0586]
Karnataka	Mandya	0.02 [0, 0.95]	0 [0, 0.75]	0 [0, 0.5]	0 [0, 0.44]	60 [0, 3392]	0 [0, 2671]	0 [0, 1775]	0 [0, 1551]	55 [0, 3124]	0 [0, 2461]	0 [0, 1635]	0 [0, 1429]	5 [0, 267]	0 [0, 210]	0 [0, 140]	0 [0, 122]	0.0003 [0.0003, 0.1041]	0.0001 [0.0001, 0.0668]
Karnataka	Mysore	0.03 [0, 0.85]	0 [0, 0.66]	0.01 [0, 0.45]	0 [0, 0.38]	118 [0, 3791]	0 [0, 2959]	59 [0, 2036]	0 [0, 1689]	104 [0, 3332]	0 [0, 2601]	52 [0, 1790]	0 [0, 1484]	14 [0, 459]	0 [0, 358]	7 [0, 246]	0 [0, 204]	0.0007 [0.0007, 0.0615]	0.0004 [0.0004, 0.0416]
Karnataka	Raichur	11.09 [10.82, 11.79]	0 [0, 0.56]	0 [0, 0.38]	0.01 [0, 0.32]	46081 [44961, 48972]	0 [0, 2344]	0 [0, 1577]	40 [0, 1349]	42807 [41767, 45493]	0 [0, 2177]	0 [0, 1465]	38 [0, 1253]	3274 [3194, 3479]	0 [0, 167]	0 [0, 112]	3 [0, 96]	0.1889 [0, 0.452]	0.0674 [0.0377, 0.1418]
Karnataka	Ramanagara	0 [0, 1.12]	0 [0, 0.89]	0 [0, 0.59]	0 [0, 0.53]	0 [0, 2108]	0 [0, 1679]	0 [0, 1107]	0 [0, 999]	0 [0, 1923]	0 [0, 1532]	0 [0, 1010]	0 [0, 911]	0 [0, 185]	0 [0, 147]	0 [0, 97]	0 [0, 88]	0 [0, 0.1022]	0 [0, 0.0626]
Karnataka	Shimoga	0.08 [0, 0.78]	0 [0, 0.57]	0.01 [0, 0.39]	0 [0, 0.32]	150 [0, 1482]	0 [0, 1080]	19 [0, 745]	0 [0, 604]	135 [0, 1332]	0 [0, 971]	17 [0, 670]	0 [0, 543]	15 [0, 150]	0 [0, 109]	2 [0, 75]	0 [0, 61]	0.0009 [0.0009, 0.0386]	0.0004 [0.0004, 0.0248]
Karnataka	Tumkur	0 [0, 0.62]	0 [0, 0.5]	0 [0, 0.34]	0 [0, 0.28]	0 [0, 5004]	0 [0, 4075]	0 [0, 2756]	0 [0, 2240]	0 [0, 4662]	0 [0, 3796]	0 [0, 2567]	0 [0, 2087]	0 [0, 342]	0 [0, 279]	0 [0, 188]	0 [0, 153]	0 [0, 0.0911]	0 [0, 0.0552]
Karnataka	Udupi	0.04 [0, 1.11]	0.02 [0, 0.87]	0 [0, 0.56]	0 [0, 0.5]	26 [0, 682]	13 [0, 536]	0 [0, 345]	0 [0, 309]	18 [0, 468]	9 [0, 368]	0 [0, 237]	0 [0, 212]	8 [0, 214]	4 [0, 168]	0 [0, 108]	0 [0, 97]	0.0003 [0.0003, 0.0257]	0.0002 [0.0002, 0.0176]
Karnataka	Uttara Kannada	0.1 [0, 0.73]	0.01 [0, 0.52]	0 [0, 0.35]	0 [0, 0.28]	103 [0, 770]	9 [0, 552]	0 [0, 367]	0 [0, 299]	81 [0, 604]	7 [0, 433]	0 [0, 288]	0 [0, 235]	22 [0, 166]	2 [0, 119]	0 [0, 79]	0 [0, 65]	0.0007 [0.0007, 0.0267]	0.0003 [0.0003, 0.0146]
Karnataka	Yadgir	0.65 [0.28, 1.55]	0 [0, 0.72]	0 [0, 0.48]	0 [0, 0.41]	2851 [1243, 6759]	0 [0, 3140]	0 [0, 2090]	0 [0, 1812]	2512 [1096, 5958]	0 [0, 2767]	0 [0, 1842]	0 [0, 1597]	338 [147, 802]	0 [0, 372]	0 [0, 248]	0 [0, 215]	0.0192 [0.0192, 0.1786]	0.0068 [0.0068, 0.1034]
Kerala	Alappuzha	3.77 [2.87, 5.63]	1.52 [0.11, 2.97]	0 [0, 0.94]	0 [0, 0.92]	11533 [8758, 17207]	4650 [344, 9085]	0 [0, 2861]	0 [0, 2820]	4070 [3091, 6072]	1641 [121, 3206]	0 [0, 1010]	0 [0, 995]	7463 [5667, 11134]	3009 [223, 5879]	0 [0, 1851]	0 [0, 1825]	0.0745 [0.0262, 0.2424]	0.034 [0.0165, 0.1212]
Kerala	Ernakulam	1.85 [1.22, 3.23]	0.87 [0, 1.96]	0 [0, 0.71]	0 [0, 0.67]	580 [383, 1013]	274 [0, 616]	0 [0, 223]	0 [0, 209]	118 [78, 207]	56 [0, 126]	0 [0, 46]	0 [0, 43]	462 [305, 806]	218 [0, 490]	0 [0, 178]	0 [0, 166]	0.0026 [0.0008, 0.0108]	0.0012 [0.0007, 0.0052]
Kerala	Idukki	0.72 [0.34, 1.66]	0.39 [0, 1.13]	0 [0, 0.5]	0 [0, 0.43]	326 [151, 747]	174 [0, 512]	0 [0, 224]	0 [0, 196]	320 [148, 733]	171 [0, 502]	0 [0, 220]	0 [0, 192]	6 [3, 14]	3 [0, 10]	0 [0, 4]	0 [0, 4]	0.0046 [0.0021, 0.0258]	0.0022 [0.0014, 0.0142]
Kerala	Kannur	0 [0, 1.24]	0 [0, 0.98]	0 [0, 0.64]	0 [0, 0.59]	0 [0, 783]	0 [0, 622]	0 [0, 408]	0 [0, 375]	0 [0, 352]	0 [0, 280]	0 [0, 184]	0 [0, 168]	0 [0, 431]	0 [0, 342]	0 [0, 225]	0 [0, 206]	0 [0, 0.0165]	0 [0, 0.0091]

Kerala	Kasaragod	0 [0, 1.53]	0.04 [0, 1.25]	0 [0, 0.78]	0 [0, 0.75]	0 [0, 3049]	84 [0, 2485]	0 [0, 1561]	0 [0, 1488]	0 [0, 1386]	38 [0, 1130]	0 [0, 710]	0 [0, 676]	0 [0, 1663]	46 [0, 1355]	0 [0, 852]	0 [0, 812]	0.0009 [0.0009, 0.1134]	0.0006 [0.0006, 0.0776]
Kerala	Kollam	0.85 [0.23, 2.21]	0.14 [0, 1.21]	0.03 [0, 0.74]	0 [0, 0.66]	179 [49, 465]	29 [0, 255]	7 [0, 155]	0 [0, 138]	94 [26, 244]	15 [0, 134]	4 [0, 82]	0 [0, 73]	85 [23, 221]	14 [0, 121]	3 [0, 74]	0 [0, 66]	0.0007 [0.0006, 0.0062]	0.0003 [0.0003, 0.0037]
Kerala	Kottayam	0.57 [0, 2.02]	0 [0, 1.14]	0 [0, 0.74]	0.11 [0, 0.82]	178 [0, 628]	0 [0, 355]	0 [0, 231]	36 [0, 254]	151 [0, 532]	0 [0, 301]	0 [0, 196]	30 [0, 215]	27 [0, 96]	0 [0, 54]	0 [0, 35]	5 [0, 39]	0.0012 [0.0009, 0.0133]	0.0007 [0.0007, 0.0082]
Kerala	Kozhikode	0.14 [0, 1.54]	0 [0, 1.11]	0 [0, 0.72]	0 [0, 0.68]	94 [0, 1005]	0 [0, 720]	0 [0, 470]	0 [0, 441]	21 [0, 231]	0 [0, 165]	0 [0, 108]	0 [0, 101]	72 [0, 774]	0 [0, 555]	0 [0, 362]	0 [0, 340]	0.0002 [0.0002, 0.0156]	0.0001 [0.0001, 0.009]
Kerala	Malappuram	0.12 [0, 1.24]	0.02 [0, 0.92]	0 [0, 0.59]	0 [0, 0.53]	162 [0, 1695]	32 [0, 1253]	0 [0, 805]	0 [0, 726]	98 [0, 1021]	20 [0, 755]	0 [0, 485]	0 [0, 438]	64 [0, 674]	13 [0, 498]	0 [0, 320]	0 [0, 289]	0.0004 [0.0004, 0.0203]	0.0002 [0.0002, 0.0119]
Kerala	Palakkad	0.43 [0.01, 1.42]	0 [0, 0.79]	0 [0, 0.52]	0 [0, 0.46]	691 [23, 2275]	0 [0, 1268]	0 [0, 841]	0 [0, 742]	545 [18, 1797]	0 [0, 1002]	0 [0, 664]	0 [0, 586]	145 [5, 478]	0 [0, 267]	0 [0, 177]	0 [0, 156]	0.0019 [0.0017, 0.0314]	0.0007 [0.0007, 0.0183]
Kerala	Pathanamthitta	0.13 [0, 1.44]	0 [0, 1.04]	0 [0, 0.68]	0 [0, 0.63]	20 [0, 231]	0 [0, 166]	0 [0, 109]	0 [0, 101]	19 [0, 217]	0 [0, 157]	0 [0, 102]	0 [0, 95]	1 [0, 14]	0 [0, 10]	0 [0, 6]	0 [0, 6]	0.0001 [0.0001, 0.009]	0 [0, 0.0052]
Kerala	Thiruvananthapuram	0.62 [0, 2.08]	0.08 [0, 1.23]	0 [0, 0.75]	0 [0, 0.71]	433 [0, 1450]	54 [0, 857]	0 [0, 523]	0 [0, 494]	239 [0, 800]	30 [0, 472]	0 [0, 288]	0 [0, 273]	194 [0, 651]	24 [0, 384]	0 [0, 235]	0 [0, 222]	0.0013 [0.0013, 0.0183]	0.0005 [0.0005, 0.0103]
Kerala	Thrissur	0.45 [0, 1.68]	0.28 [0, 1.25]	0 [0, 0.64]	0 [0, 0.59]	1096 [0, 4093]	685 [0, 3064]	0 [0, 1562]	0 [0, 1432]	319 [0, 1191]	199 [0, 892]	0 [0, 455]	0 [0, 417]	777 [0, 2901]	486 [0, 2172]	0 [0, 1107]	0 [0, 1015]	0.006 [0.0044, 0.0563]	0.0029 [0.0029, 0.0327]
Kerala	Wayanad	0 [0, 1.47]	0 [0, 1.16]	0 [0, 0.76]	0 [0, 0.72]	0 [0, 391]	0 [0, 308]	0 [0, 201]	0 [0, 190]	0 [0, 380]	0 [0, 299]	0 [0, 195]	0 [0, 185]	0 [0, 11]	0 [0, 9]	0 [0, 6]	0 [0, 5]	0 [0, 0.0218]	0 [0, 0.0155]
Lakshadweep	Lakshadweep	11.54 [0, 28.6]	0 [0, 12.27]	0 [0, 7.2]	0 [0, 10.48]	192 [0, 476]	0 [0, 204]	0 [0, 120]	0 [0, 174]	3 [0, 8]	0 [0, 3]	0 [0, 2]	0 [0, 3]	189 [0, 468]	0 [0, 201]	0 [0, 118]	0 [0, 172]	0.0235 [0.0116, 0.2745]	0.0083 [0.0083, 0.1584]
Madhya Pradesh	Alirajpur	0 [0, 1.12]	0 [0, 0.89]	0 [0, 0.59]	0 [0, 0.53]	0 [0, 6524]	0 [0, 5196]	0 [0, 3426]	0 [0, 3091]	0 [0, 6269]	0 [0, 4993]	0 [0, 3292]	0 [0, 2970]	0 [0, 255]	0 [0, 203]	0 [0, 134]	0 [0, 121]	0 [0, 0.4903]	0 [0, 0.2861]
Madhya Pradesh	Anuppur	0.06 [0, 1.11]	0 [0, 0.84]	0 [0, 0.55]	0 [0, 0.49]	194 [0, 3445]	0 [0, 2596]	0 [0, 1717]	0 [0, 1530]	170 [0, 3020]	0 [0, 2276]	0 [0, 1505]	0 [0, 1341]	24 [0, 425]	0 [0, 320]	0 [0, 212]	0 [0, 189]	0.002 [0.002, 0.2055]	0.0007 [0.0007, 0.1354]
Madhya Pradesh	Ashoknagar	0.3 [0, 1.22]	0 [0, 0.74]	0 [0, 0.49]	0.02 [0, 0.45]	1762 [0, 7243]	0 [0, 4397]	0 [0, 2923]	98 [0, 2647]	1528 [0, 6279]	0 [0, 3811]	0 [0, 2534]	85 [0, 2294]	235 [0, 964]	0 [0, 585]	0 [0, 389]	13 [0, 352]	0.0194 [0.0194, 0.327]	0.0088 [0.0088, 0.2392]
Madhya Pradesh	Balaghat	0.01 [0, 0.66]	0 [0, 0.53]	0 [0, 0.36]	0 [0, 0.29]	80 [0, 6139]	0 [0, 4924]	0 [0, 3323]	0 [0, 2726]	73 [0, 5614]	0 [0, 4504]	0 [0, 3039]	0 [0, 2493]	7 [0, 524]	0 [0, 421]	0 [0, 284]	0 [0, 233]	0.0004 [0.0004, 0.1942]	0.0001 [0.0001, 0.1084]
Madhya Pradesh	Barwani	0 [0, 0.86]	0 [0, 0.7]	0 [0, 0.46]	0 [0, 0.4]	0 [0, 6505]	0 [0, 5231]	0 [0, 3488]	0 [0, 3007]	0 [0, 6390]	0 [0, 5139]	0 [0, 3426]	0 [0, 2953]	0 [0, 115]	0 [0, 92]	0 [0, 62]	0 [0, 53]	0 [0, 0.2433]	0 [0, 0.1273]
Madhya Pradesh	Betul	7.74 [7.5, 8.36]	0 [0, 0.51]	0 [0, 0.34]	0 [0, 0.28]	63918 [61977, 69061]	0 [0, 4187]	0 [0, 2831]	0 [0, 2304]	57031 [55299, 61620]	0 [0, 3736]	0 [0, 2526]	0 [0, 2055]	6887 [6678, 7441]	0 [0, 451]	0 [0, 305]	0 [0, 248]	0.3195 [0.0251, 0.9466]	0.1135 [0.047, 0.2517]
Madhya Pradesh	Bhind	0.09 [0, 1.03]	0 [0, 0.76]	0 [0, 0.5]	0 [0, 0.44]	1099 [0, 13155]	0 [0, 9664]	0 [0, 6419]	0 [0, 5619]	933 [0, 11178]	0 [0, 8212]	0 [0, 5454]	0 [0, 4775]	165 [0, 1977]	0 [0, 1452]	0 [0, 965]	0 [0, 844]	0.0051 [0.0051, 0.3591]	0.0018 [0.0018, 0.1999]
Madhya Pradesh	Bhopal	0.4 [0, 1.65]	0 [0, 0.99]	0 [0, 0.65]	0 [0, 0.59]	3156 [0, 12900]	0 [0, 7730]	0 [0, 5074]	0 [0, 4662]	1399 [0, 5719]	0 [0, 3427]	0 [0, 2249]	0 [0, 2067]	1757 [0, 7181]	0 [0, 4303]	0 [0, 2824]	0 [0, 2595]	0.0105 [0.0105, 0.2217]	0.0037 [0.0037, 0.1249]
Madhya Pradesh	Burhanpur	0.07 [0, 1.23]	0 [0, 0.92]	0 [0, 0.6]	0 [0, 0.55]	124 [0, 2032]	0 [0, 1518]	0 [0, 1000]	0 [0, 906]	121 [0, 1980]	0 [0, 1479]	0 [0, 974]	0 [0, 883]	3 [0, 53]	0 [0, 39]	0 [0, 26]	0 [0, 23]	0.0013 [0.0013, 0.1136]	0.0005 [0.0005, 0.0803]
Madhya Pradesh	Chhatarpur	0.05 [0, 0.72]	0.01 [0, 0.55]	0.02 [0, 0.38]	0.01 [0, 0.31]	512 [0, 6850]	85 [0, 5233]	171 [0, 3641]	85 [0, 2943]	386 [0, 5171]	64 [0, 3950]	129 [0, 2748]	64 [0, 2221]	126 [0, 1680]	21 [0, 1283]	42 [0, 893]	21 [0, 722]	0.0061 [0.0061, 0.1749]	0.0039 [0.0039, 0.1088]
Madhya Pradesh	Chhindwara	6.65 [6.44, 7.22]	0.03 [0, 0.49]	0 [0, 0.32]	0 [0, 0.25]	50878 [49261, 55249]	206 [0, 3776]	0 [0, 2423]	0 [0, 1942]	47373 [45868, 51443]	192 [0, 3516]	0 [0, 2256]	0 [0, 1808]	3504 [3393, 3806]	14 [0, 260]	0 [0, 167]	0 [0, 134]	0.1933 [0, 0.4554]	0.0689 [0.0422, 0.1596]
Madhya Pradesh	Damoh	0.07 [0, 0.81]	0 [0, 0.59]	0 [0, 0.4]	0 [0, 0.33]	477 [0, 5153]	0 [0, 3784]	0 [0, 2541]	0 [0, 2127]	408 [0, 4404]	0 [0, 3234]	0 [0, 2172]	0 [0, 1817]	69 [0, 749]	0 [0, 550]	0 [0, 369]	0 [0, 309]	0.003 [0.003, 0.1932]	0.0011 [0.0011, 0.1245]
Madhya Pradesh	Datia	0 [0, 1.5]	0 [0, 1.18]	0 [0, 0.77]	0 [0, 0.73]	0 [0, 8191]	0 [0, 6453]	0 [0, 4201]	0 [0, 3990]	0 [0, 7044]	0 [0, 5549]	0 [0, 3613]	0 [0, 3431]	0 [0, 1148]	0 [0, 904]	0 [0, 589]	0 [0, 559]	0 [0, 0.4953]	0 [0, 0.3259]
Madhya Pradesh	Dewas	0.03 [0, 0.79]	0 [0, 0.61]	0 [0, 0.41]	0 [0, 0.35]	332 [0, 7701]	0 [0, 5955]	0 [0, 3993]	0 [0, 3362]	273 [0, 6337]	0 [0, 4901]	0 [0, 3286]	0 [0, 2767]	59 [0, 1364]	0 [0, 1055]	0 [0, 707]	0 [0, 595]	0.0017 [0.0017, 0.2338]	0.0006 [0.0006, 0.1542]

Madhya Pradesh	Dhar	0.03 [0, 0.72]	0.02 [0, 0.58]	0 [0, 0.38]	0 [0, 0.31]	333 [0, 8293]	222 [0, 6676]	0 [0, 4343]	0 [0, 3603]	307 [0, 7625]	204 [0, 6138]	0 [0, 3993]	0 [0, 3313]	27 [0, 668]	18 [0, 537]	0 [0, 350]	0 [0, 290]	0.0027 [0.0027, 0.1769]	0.0013 [0.0013, 0.1124]
Madhya Pradesh	Dindori	0.11 [0, 0.95]	0 [0, 0.68]	0 [0, 0.45]	0 [0, 0.39]	424 [0, 3647]	0 [0, 2594]	0 [0, 1732]	0 [0, 1485]	416 [0, 3579]	0 [0, 2546]	0 [0, 1700]	0 [0, 1458]	8 [0, 67]	0 [0, 48]	0 [0, 32]	0 [0, 27]	0.0048 [0.0048, 0.2328]	0.0017 [0.0017, 0.1375]
Madhya Pradesh	East Nimar	0.69 [0.41, 1.42]	0 [0, 0.59]	0 [0, 0.4]	0 [0, 0.33]	4055 [2378, 8332]	0 [0, 3461]	0 [0, 2324]	0 [0, 1945]	3772 [2212, 7751]	0 [0, 3220]	0 [0, 2162]	0 [0, 1810]	283 [166, 581]	0 [0, 241]	0 [0, 162]	0 [0, 136]	0.0244 [0.0244, 0.1858]	0.0087 [0.0087, 0.1094]
Madhya Pradesh	Guna	0.01 [0, 0.8]	0 [0, 0.64]	0 [0, 0.43]	0 [0, 0.36]	91 [0, 5899]	0 [0, 4687]	0 [0, 3137]	0 [0, 2662]	80 [0, 5191]	0 [0, 4124]	0 [0, 2760]	0 [0, 2342]	11 [0, 709]	0 [0, 563]	0 [0, 377]	0 [0, 320]	0.0006 [0.0006, 0.2358]	0.0002 [0.0002, 0.1561]
Madhya Pradesh	Gwalior	0.03 [0, 0.9]	0 [0, 0.7]	0 [0, 0.47]	0.01 [0, 0.42]	290 [0, 8828]	0 [0, 6865]	0 [0, 4576]	145 [0, 4093]	184 [0, 5604]	0 [0, 4358]	0 [0, 2905]	92 [0, 2599]	106 [0, 3223]	0 [0, 2507]	0 [0, 1671]	53 [0, 1494]	0.0029 [0.0029, 0.2142]	0.0022 [0.0022, 0.1373]
Madhya Pradesh	Harda	0.57 [0.08, 1.7]	0 [0, 0.9]	0 [0, 0.59]	0 [0, 0.53]	1931 [283, 5725]	0 [0, 3021]	0 [0, 1992]	0 [0, 1798]	1700 [249, 5040]	0 [0, 2660]	0 [0, 1753]	0 [0, 1583]	231 [34, 685]	0 [0, 362]	0 [0, 238]	0 [0, 215]	0.0267 [0.0164, 0.3828]	0.0095 [0.0095, 0.2192]
Madhya Pradesh	Hoshangabad	0.59 [0.28, 1.36]	0 [0, 0.62]	0.07 [0, 0.49]	0.07 [0, 0.42]	4298 [2065, 9922]	0 [0, 4542]	516 [0, 3559]	516 [0, 3087]	3481 [1672, 8036]	0 [0, 3678]	418 [0, 2882]	418 [0, 2500]	817 [392, 1886]	0 [0, 863]	98 [0, 676]	98 [0, 587]	0.046 [0.0273, 0.3265]	0.0266 [0.0208, 0.1561]
Madhya Pradesh	Indore	0.02 [0, 1.05]	0 [0, 0.82]	0 [0, 0.54]	0 [0, 0.48]	316 [0, 16437]	0 [0, 12881]	0 [0, 8524]	0 [0, 7574]	136 [0, 7090]	0 [0, 5556]	0 [0, 3677]	0 [0, 3267]	180 [0, 9347]	0 [0, 7325]	0 [0, 4847]	0 [0, 4307]	0.0008 [0.0008, 0.236]	0.0003 [0.0003, 0.1575]
Madhya Pradesh	Jabalpur	2.11 [1.74, 3]	0 [0, 0.71]	0 [0, 0.48]	0 [0, 0.41]	24143 [19959, 34328]	0 [0, 8182]	0 [0, 5448]	0 [0, 4720]	16744 [13842, 23808]	0 [0, 5674]	0 [0, 3778]	0 [0, 3273]	7399 [6117, 10520]	0 [0, 2507]	0 [0, 1670]	0 [0, 1447]	0.0774 [0.0076, 0.3119]	0.0274 [0.0274, 0.1847]
Madhya Pradesh	Jhabua	0 [0, 1.1]	0 [0, 0.88]	0 [0, 0.58]	0 [0, 0.52]	0 [0, 8090]	0 [0, 6447]	0 [0, 4254]	0 [0, 3826]	0 [0, 7827]	0 [0, 6237]	0 [0, 4115]	0 [0, 3702]	0 [0, 263]	0 [0, 210]	0 [0, 138]	0 [0, 125]	0 [0, 0.396]	0 [0, 0.2328]
Madhya Pradesh	Katni	0.15 [0, 1.05]	0 [0, 0.72]	0.02 [0, 0.49]	0 [0, 0.41]	1324 [0, 8954]	0 [0, 6129]	132 [0, 4213]	0 [0, 3537]	1146 [0, 7751]	0 [0, 5305]	115 [0, 3646]	0 [0, 3062]	178 [0, 1204]	0 [0, 824]	18 [0, 566]	0 [0, 475]	0.0101 [0.0101, 0.3065]	0.0044 [0.0044, 0.1836]
Madhya Pradesh	Mandla	0.53 [0.25, 1.26]	0 [0, 0.59]	0.08 [0, 0.48]	0 [0, 0.33]	2823 [1326, 6649]	0 [0, 3097]	443 [0, 2523]	0 [0, 1739]	2614 [1228, 6156]	0 [0, 2868]	410 [0, 2337]	0 [0, 1610]	209 [98, 492]	0 [0, 229]	33 [0, 187]	0 [0, 129]	0.0293 [0.023, 0.2067]	0.014 [0.014, 0.1264]
Madhya Pradesh	Mandsaur	0.97 [0.63, 1.81]	0 [0, 0.68]	0.01 [0, 0.47]	0.15 [0, 0.54]	3428 [2223, 6402]	0 [0, 2394]	49 [0, 1647]	539 [0, 1909]	3149 [2042, 5881]	0 [0, 2199]	45 [0, 1513]	495 [0, 1754]	279 [181, 521]	0 [0, 195]	4 [0, 134]	44 [0, 155]	0.0312 [0.0175, 0.1373]	0.0178 [0.0118, 0.0839]
Madhya Pradesh	Morena	0.05 [0, 0.94]	0 [0, 0.72]	0 [0, 0.48]	0 [0, 0.41]	693 [0, 14041]	0 [0, 10723]	0 [0, 7140]	0 [0, 6186]	595 [0, 12061]	0 [0, 9211]	0 [0, 6133]	0 [0, 5314]	98 [0, 1980]	0 [0, 1512]	0 [0, 1007]	0 [0, 872]	0.0028 [0.0028, 0.3225]	0.001 [0.001, 0.2204]
Madhya Pradesh	Narsimhapur	0.34 [0, 1.22]	0 [0, 0.71]	0 [0, 0.47]	0 [0, 0.41]	2670 [0, 9698]	0 [0, 5647]	0 [0, 3760]	0 [0, 3257]	2440 [0, 8862]	0 [0, 5160]	0 [0, 3436]	0 [0, 2976]	230 [0, 836]	0 [0, 487]	0 [0, 324]	0 [0, 281]	0.0193 [0.0193, 0.317]	0.0068 [0.0068, 0.192]
Madhya Pradesh	Neemuch	0.15 [0, 1.14]	0 [0, 0.79]	0 [0, 0.52]	0.07 [0, 0.54]	345 [0, 2618]	0 [0, 1819]	0 [0, 1206]	172 [0, 1236]	317 [0, 2406]	0 [0, 1672]	0 [0, 1108]	158 [0, 1137]	28 [0, 211]	0 [0, 147]	0 [0, 97]	14 [0, 100]	0.0086 [0.0086, 0.1452]	0.0064 [0.0064, 0.0885]
Madhya Pradesh	Panna	0.02 [0, 0.76]	0 [0, 0.6]	0 [0, 0.4]	0 [0, 0.34]	126 [0, 4372]	0 [0, 3434]	0 [0, 2305]	0 [0, 1934]	115 [0, 3998]	0 [0, 3140]	0 [0, 2107]	0 [0, 1769]	11 [0, 374]	0 [0, 294]	0 [0, 197]	0 [0, 166]	0.001 [0.001, 0.2209]	0.0003 [0.0003, 0.1222]
Madhya Pradesh	Raisen	0.31 [0.05, 0.99]	0.01 [0, 0.56]	0.01 [0, 0.38]	0 [0, 0.31]	2818 [481, 8886]	83 [0, 5008]	83 [0, 3401]	0 [0, 2740]	2443 [417, 7705]	72 [0, 4342]	72 [0, 2949]	0 [0, 2376]	374 [64, 1180]	11 [0, 665]	11 [0, 452]	0 [0, 364]	0.0188 [0.0064, 0.2668]	0.0074 [0.0074, 0.1371]
Madhya Pradesh	Rajgarh	0.01 [0, 0.82]	0 [0, 0.65]	0 [0, 0.43]	0 [0, 0.37]	98 [0, 6273]	0 [0, 4979]	0 [0, 3329]	0 [0, 2835]	92 [0, 5877]	0 [0, 4664]	0 [0, 3119]	0 [0, 2656]	6 [0, 396]	0 [0, 314]	0 [0, 210]	0 [0, 179]	0.0005 [0.0005, 0.2094]	0.0002 [0.0002, 0.1114]
Madhya Pradesh	Ratlam	0 [0, 0.92]	0 [0, 0.74]	0 [0, 0.49]	0 [0, 0.43]	0 [0, 6762]	0 [0, 5426]	0 [0, 3608]	0 [0, 3143]	0 [0, 5913]	0 [0, 4745]	0 [0, 3155]	0 [0, 2748]	0 [0, 849]	0 [0, 681]	0 [0, 453]	0 [0, 395]	0 [0, 0.2493]	0 [0, 0.1435]
Madhya Pradesh	Rewa	0.06 [0, 0.85]	0 [0, 0.64]	0 [0, 0.43]	0 [0, 0.36]	1047 [0, 14462]	0 [0, 10825]	0 [0, 7245]	0 [0, 6147]	919 [0, 12696]	0 [0, 9503]	0 [0, 6360]	0 [0, 5396]	128 [0, 1767]	0 [0, 1322]	0 [0, 885]	0 [0, 751]	0.0035 [0.0035, 0.2994]	0.0012 [0.0012, 0.1725]
Madhya Pradesh	Sagar	0.05 [0, 0.66]	0 [0, 0.5]	0.02 [0, 0.35]	0.01 [0, 0.28]	504 [0, 7219]	0 [0, 5471]	168 [0, 3870]	84 [0, 3087]	418 [0, 5996]	0 [0, 4544]	139 [0, 3214]	70 [0, 2564]	85 [0, 1223]	0 [0, 927]	28 [0, 656]	14 [0, 523]	0.0039 [0.0039, 0.1578]	0.0026 [0.0026, 0.0845]
Madhya Pradesh	Satna	0.88 [0.6, 1.61]	0 [0, 0.58]	0.08 [0, 0.48]	0 [0, 0.33]	14089 [9595, 25587]	0 [0, 9310]	1326 [0, 7581]	0 [0, 5223]	12168 [8287, 22098]	0 [0, 8040]	1145 [0, 6547]	0 [0, 4511]	1921 [1308, 3489]	0 [0, 1269]	181 [0, 1034]	0 [0, 712]	0.0615 [0.0434, 0.3254]	0.0269 [0.0269, 0.174]
Madhya Pradesh	Sehore	0.13 [0, 0.91]	0.01 [0, 0.64]	0 [0, 0.42]	0 [0, 0.36]	1078 [0, 7438]	98 [0, 5233]	0 [0, 3439]	0 [0, 2910]	939 [0, 6482]	85 [0, 4560]	0 [0, 2997]	0 [0, 2536]	139 [0, 956]	13 [0, 673]	0 [0, 442]	0 [0, 374]	0.0076 [0.0076, 0.235]	0.0029 [0.0029, 0.139]
Madhya Pradesh	Seoni	2.54 [2.29, 3.21]	0.01 [0, 0.55]	0.03 [0, 0.39]	0 [0, 0.3]	17104 [15375, 21607]	61 [0, 3717]	183 [0, 2647]	0 [0, 2031]	16316 [14667, 20612]	58 [0, 3546]	174 [0, 2525]	0 [0, 1937]	788 [708, 995]	3 [0, 171]	8 [0, 122]	0 [0, 94]	0.1011 [0.0434, 0.342]	0.0371 [0.0354, 0.1445]

Madhya Pradesh	Shahdol	0.57 [0.23, 1.41]	0.01 [0, 0.69]	0.06 [0, 0.51]	0 [0, 0.39]	2841 [1134, 7054]	69 [0, 3461]	277 [0, 2541]	0 [0, 1941]	2406 [961, 5974]	59 [0, 2931]	235 [0, 2152]	0 [0, 1644]	435 [174, 1079]	11 [0, 530]	42 [0, 389]	0 [0, 297]	0.0271 [0.0229, 0.2097]	0.012 [0.0105, 0.1292]
Madhya Pradesh	Shajapur	0.01 [0, 0.81]	0 [0, 0.64]	0 [0, 0.43]	0 [0, 0.36]	104 [0, 6733]	0 [0, 5348]	0 [0, 3578]	0 [0, 3039]	95 [0, 6181]	0 [0, 4909]	0 [0, 3285]	0 [0, 2790]	9 [0, 552]	0 [0, 438]	0 [0, 293]	0 [0, 249]	0.0005 [0.0005, 0.2102]	0.0002 [0.0002, 0.1327]
Madhya Pradesh	Sheopur	0.01 [0, 0.78]	0 [0, 0.62]	0.01 [0, 0.43]	0 [0, 0.35]	62 [0, 4107]	0 [0, 3267]	62 [0, 2250]	0 [0, 1849]	60 [0, 3956]	0 [0, 3147]	60 [0, 2168]	0 [0, 1781]	2 [0, 150]	0 [0, 120]	2 [0, 82]	0 [0, 68]	0.0025 [0.0025, 0.3426]	0.0016 [0.0016, 0.1775]
Madhya Pradesh	Shivpuri	0.02 [0, 0.62]	0.01 [0, 0.5]	0.01 [0, 0.34]	0.01 [0, 0.28]	226 [0, 6353]	75 [0, 5070]	75 [0, 3458]	75 [0, 2810]	202 [0, 5685]	67 [0, 4537]	67 [0, 3094]	67 [0, 2515]	24 [0, 668]	8 [0, 533]	8 [0, 363]	8 [0, 295]	0.0036 [0.0036, 0.1727]	0.0025 [0.0025, 0.1037]
Madhya Pradesh	Sidhi	0.1 [0, 1.02]	0 [0, 0.74]	0 [0, 0.49]	0 [0, 0.43]	736 [0, 7631]	0 [0, 5532]	0 [0, 3679]	0 [0, 3205]	676 [0, 7008]	0 [0, 5081]	0 [0, 3379]	0 [0, 2943]	60 [0, 623]	0 [0, 452]	0 [0, 300]	0 [0, 262]	0.0052 [0.0052, 0.3304]	0.0018 [0.0018, 0.1713]
Madhya Pradesh	Singrauli	0.5 [0.17, 1.33]	0.03 [0, 0.7]	0.05 [0, 0.5]	0.09 [0, 0.48]	2031 [669, 5399]	110 [0, 2823]	220 [0, 2031]	384 [0, 1935]	1529 [504, 4065]	83 [0, 2126]	165 [0, 1530]	289 [0, 1457]	502 [165, 1333]	27 [0, 697]	54 [0, 502]	95 [0, 478]	0.0269 [0.0107, 0.1677]	0.0167 [0.009, 0.0966]
Madhya Pradesh	Tikamgarh	0 [0, 0.89]	0 [0, 0.71]	0 [0, 0.47]	0 [0, 0.41]	0 [0, 6874]	0 [0, 5523]	0 [0, 3678]	0 [0, 3185]	0 [0, 5689]	0 [0, 4570]	0 [0, 3044]	0 [0, 2635]	0 [0, 1186]	0 [0, 953]	0 [0, 635]	0 [0, 549]	0 [0, 0.2333]	0 [0, 0.1388]
Madhya Pradesh	Ujjain	0.01 [0, 0.82]	0 [0, 0.65]	0 [0, 0.44]	0 [0, 0.37]	135 [0, 8628]	0 [0, 6847]	0 [0, 4577]	0 [0, 3901]	118 [0, 7531]	0 [0, 5976]	0 [0, 3995]	0 [0, 3405]	17 [0, 1098]	0 [0, 871]	0 [0, 582]	0 [0, 496]	0.0005 [0.0005, 0.1966]	0.0002 [0.0002, 0.1339]
Madhya Pradesh	Umaria	0.33 [0, 1.27]	0 [0, 0.76]	0.02 [0, 0.52]	0 [0, 0.44]	991 [0, 3859]	0 [0, 2299]	52 [0, 1579]	0 [0, 1336]	914 [0, 3561]	0 [0, 2121]	48 [0, 1457]	0 [0, 1233]	77 [0, 298]	0 [0, 178]	4 [0, 122]	0 [0, 103]	0.0137 [0.0093, 0.227]	0.0055 [0.0055, 0.1384]
Madhya Pradesh	Vidisha	0.05 [0, 0.79]	0.01 [0, 0.6]	0 [0, 0.4]	0.01 [0, 0.34]	546 [0, 8020]	109 [0, 6157]	0 [0, 4060]	109 [0, 3509]	462 [0, 6782]	92 [0, 5207]	0 [0, 3434]	92 [0, 2968]	84 [0, 1237]	17 [0, 950]	0 [0, 627]	17 [0, 541]	0.006 [0.006, 0.2622]	0.0036 [0.0036, 0.1602]
Madhya Pradesh	West Nimar	0 [0, 0.7]	0 [0, 0.57]	0 [0, 0.38]	0 [0, 0.32]	0 [0, 4869]	0 [0, 3946]	0 [0, 2655]	0 [0, 2206]	0 [0, 4670]	0 [0, 3785]	0 [0, 2547]	0 [0, 2116]	0 [0, 198]	0 [0, 161]	0 [0, 108]	0 [0, 90]	0 [0, 0.1486]	0 [0, 0.0756]
Maharashtra	Ahmadnagar	0.39 [0.22, 0.86]	0 [0, 0.39]	0 [0, 0.27]	0 [0, 0.21]	2794 [1590, 6200]	34 [0, 2835]	34 [0, 1950]	0 [0, 1486]	2537 [1443, 5628]	31 [0, 2574]	31 [0, 1771]	0 [0, 1349]	258 [147, 572]	3 [0, 261]	3 [0, 180]	0 [0, 137]	0.0051 [0.0038, 0.0444]	0.0019 [0.0019, 0.0274]
Maharashtra	Akola	0 [0, 0.87]	0 [0, 0.7]	0 [0, 0.47]	0 [0, 0.4]	0 [0, 4902]	0 [0, 3941]	0 [0, 2627]	0 [0, 2267]	0 [0, 2899]	0 [0, 2331]	0 [0, 1553]	0 [0, 1341]	0 [0, 2003]	0 [0, 1610]	0 [0, 1073]	0 [0, 926]	0 [0, 0.1295]	0 [0, 0.0771]
Maharashtra	Amravati	0.04 [0, 0.6]	0 [0, 0.46]	0 [0, 0.31]	0 [0, 0.25]	139 [0, 2133]	0 [0, 1630]	0 [0, 1107]	0 [0, 885]	96 [0, 1469]	0 [0, 1122]	0 [0, 762]	0 [0, 609]	43 [0, 664]	0 [0, 508]	0 [0, 345]	0 [0, 276]	0.0004 [0.0004, 0.0381]	0.0001 [0.0001, 0.0222]
Maharashtra	Aurangabad	0.6 [0.37, 1.23]	0 [0, 0.51]	0 [0, 0.34]	0 [0, 0.28]	3226 [1966, 6563]	0 [0, 2716]	0 [0, 1836]	0 [0, 1495]	1970 [1201, 4007]	0 [0, 1658]	0 [0, 1121]	0 [0, 913]	1256 [765, 2555]	0 [0, 1057]	0 [0, 715]	0 [0, 582]	0.0069 [0.0047, 0.0575]	0.0024 [0.0024, 0.0297]
Maharashtra	Bhandara	0.02 [0, 1.06]	0 [0, 0.83]	0 [0, 0.55]	0 [0, 0.49]	89 [0, 4559]	0 [0, 3570]	0 [0, 2361]	0 [0, 2104]	81 [0, 4155]	0 [0, 3254]	0 [0, 2152]	0 [0, 1917]	8 [0, 404]	0 [0, 316]	0 [0, 209]	0 [0, 186]	0.0006 [0.0006, 0.1989]	0.0002 [0.0002, 0.1223]
Maharashtra	Bid	0 [0, 0.6]	0.01 [0, 0.5]	0 [0, 0.33]	0 [0, 0.27]	0 [0, 5283]	65 [0, 4372]	0 [0, 2918]	0 [0, 2357]	0 [0, 4757]	58 [0, 3937]	0 [0, 2627]	0 [0, 2123]	0 [0, 526]	6 [0, 435]	0 [0, 290]	0 [0, 235]	0.0004 [0.0004, 0.1024]	0.0002 [0.0002, 0.0581]
Maharashtra	Buldana	0.01 [0, 0.64]	0 [0, 0.52]	0 [0, 0.35]	0 [0, 0.29]	42 [0, 3326]	0 [0, 2671]	0 [0, 1804]	0 [0, 1474]	34 [0, 2661]	0 [0, 2137]	0 [0, 1444]	0 [0, 1179]	8 [0, 665]	0 [0, 534]	0 [0, 361]	0 [0, 295]	0.0001 [0.0001, 0.0656]	0 [0, 0.0426]
Maharashtra	Chandrapur	0.01 [0, 0.6]	0 [0, 0.48]	0.01 [0, 0.33]	0 [0, 0.26]	58 [0, 4892]	0 [0, 3944]	58 [0, 2731]	0 [0, 2154]	44 [0, 3677]	0 [0, 2964]	44 [0, 2053]	0 [0, 1619]	15 [0, 1215]	0 [0, 980]	15 [0, 679]	0 [0, 535]	0.0007 [0.0007, 0.1087]	0.0005 [0.0005, 0.0693]
Maharashtra	Dhule	0.04 [0, 0.79]	0 [0, 0.6]	0 [0, 0.41]	0 [0, 0.34]	66 [0, 1171]	0 [0, 894]	0 [0, 599]	0 [0, 504]	60 [0, 1063]	0 [0, 811]	0 [0, 544]	0 [0, 457]	6 [0, 108]	0 [0, 82]	0 [0, 55]	0 [0, 46]	0.0003 [0.0003, 0.0307]	0.0001 [0.0001, 0.0157]
Maharashtra	Garhchiroli	0 [0, 0.52]	0 [0, 0.42]	0.03 [0, 0.32]	0 [0, 0.23]	0 [0, 2394]	0 [0, 1963]	129 [0, 1467]	0 [0, 1053]	0 [0, 2301]	0 [0, 1886]	124 [0, 1410]	0 [0, 1013]	0 [0, 93]	0 [0, 76]	5 [0, 57]	0 [0, 41]	0.0023 [0.0023, 0.1241]	0.0019 [0.0019, 0.0678]
Maharashtra	Gondiya	0.15 [0, 1.01]	0 [0, 0.7]	0.01 [0, 0.48]	0.01 [0, 0.41]	863 [0, 5974]	0 [0, 4110]	86 [0, 2826]	86 [0, 2448]	759 [0, 5254]	0 [0, 3615]	76 [0, 2486]	76 [0, 2154]	104 [0, 719]	0 [0, 495]	10 [0, 340]	10 [0, 295]	0.0081 [0.0081, 0.2423]	0.0045 [0.0045, 0.1317]
Maharashtra	Hingoli	0.07 [0, 1.01]	0 [0, 0.76]	0.02 [0, 0.52]	0.02 [0, 0.46]	332 [0, 4894]	0 [0, 3657]	83 [0, 2512]	83 [0, 2209]	285 [0, 4202]	0 [0, 3140]	71 [0, 2157]	71 [0, 1897]	47 [0, 692]	0 [0, 517]	12 [0, 355]	12 [0, 312]	0.0054 [0.0054, 0.2283]	0.0037 [0.0037, 0.1267]
Maharashtra	Jalgaon	0.04 [0, 0.61]	0 [0, 0.47]	0 [0, 0.32]	0 [0, 0.26]	81 [0, 1226]	0 [0, 935]	0 [0, 634]	0 [0, 509]	56 [0, 844]	0 [0, 643]	0 [0, 437]	0 [0, 350]	25 [0, 383]	0 [0, 292]	0 [0, 198]	0 [0, 159]	0.0002 [0.0002, 0.0146]	0.0001 [0.0001, 0.0084]
Maharashtra	Jalna	0.06 [0, 0.78]	0 [0, 0.58]	0 [0, 0.39]	0 [0, 0.33]	343 [0, 4315]	0 [0, 3216]	0 [0, 2161]	0 [0, 1804]	242 [0, 3050]	0 [0, 2273]	0 [0, 1527]	0 [0, 1275]	101 [0, 1265]	0 [0, 943]	0 [0, 634]	0 [0, 529]	0.0014 [0.0014, 0.1036]	0.0005 [0.0005, 0.0636]

Maharashtra	Kolhapur	0.1 [0, 0.83]	0 [0, 0.59]	0 [0, 0.4]	0 [0, 0.33]	295 [0, 2541]	0 [0, 1818]	0 [0, 1220]	0 [0, 1022]	252 [0, 2168]	0 [0, 1550]	0 [0, 1041]	0 [0, 871]	43 [0, 374]	0 [0, 267]	0 [0, 179]	0 [0, 150]	0.0006 [0.0006, 0.0297]	0.0002 [0.0002, 0.0176]
Maharashtra	Latur	0 [0, 0.78]	0 [0, 0.63]	0 [0, 0.42]	0 [0, 0.36]	0 [0, 5282]	0 [0, 4265]	0 [0, 2856]	0 [0, 2417]	0 [0, 4603]	0 [0, 3716]	0 [0, 2489]	0 [0, 2106]	0 [0, 679]	0 [0, 549]	0 [0, 367]	0 [0, 311]	0 [0, 0.104]	0 [0, 0.0636]
Maharashtra	Mumbai	0 [0, 9.55]	0 [0, 7.02]	0 [0, 4.22]	0 [0, 5.55]	0 [0, 3559]	0 [0, 2616]	0 [0, 1573]	0 [0, 2068]	0 [0, 0]	0 [0, 0]	0 [0, 0]	0 [0, 0]	0 [0, 3559]	0 [0, 2616]	0 [0, 1573]	0 [0, 2068]	0 [0, 0.0634]	0 [0, 0.0344]
Maharashtra	Mumbai Suburban	0 [0, 3.62]	0 [0, 2.76]	0 [0, 1.73]	0 [0, 1.92]	0 [0, 2358]	0 [0, 1798]	0 [0, 1127]	0 [0, 1249]	0 [0, 0]	0 [0, 0]	0 [0, 0]	0 [0, 0]	0 [0, 2358]	0 [0, 1798]	0 [0, 1127]	0 [0, 1249]	0 [0, 0.0129]	0 [0, 0.0076]
Maharashtra	Nagpur	0.03 [0, 0.66]	0.01 [0, 0.52]	0.03 [0, 0.38]	0 [0, 0.28]	162 [0, 3330]	41 [0, 2619]	162 [0, 1905]	0 [0, 1420]	86 [0, 1759]	21 [0, 1383]	86 [0, 1006]	0 [0, 750]	76 [0, 1571]	19 [0, 1236]	76 [0, 899]	0 [0, 670]	0.0011 [0.0011, 0.0349]	0.0007 [0.0007, 0.0209]
Maharashtra	Nanded	0 [0, 0.61]	0 [0, 0.5]	0 [0, 0.34]	0 [0, 0.27]	0 [0, 6959]	0 [0, 5669]	0 [0, 3836]	0 [0, 3111]	0 [0, 5441]	0 [0, 4433]	0 [0, 3000]	0 [0, 2433]	0 [0, 1518]	0 [0, 1236]	0 [0, 837]	0 [0, 679]	0 [0, 0.0943]	0 [0, 0.0714]
Maharashtra	Nandurbar	0.01 [0, 0.84]	0 [0, 0.67]	0 [0, 0.45]	0 [0, 0.38]	66 [0, 4106]	0 [0, 3254]	0 [0, 2173]	0 [0, 1860]	60 [0, 3748]	0 [0, 2970]	0 [0, 1983]	0 [0, 1698]	6 [0, 358]	0 [0, 284]	0 [0, 190]	0 [0, 162]	0.0003 [0.0003, 0.1187]	0.0001 [0.0001, 0.0796]
Maharashtra	Nashik	0.1 [0, 0.59]	0 [0, 0.41]	0.03 [0, 0.3]	0.01 [0, 0.22]	539 [0, 3264]	0 [0, 2237]	142 [0, 1670]	28 [0, 1223]	412 [0, 2495]	0 [0, 1710]	108 [0, 1276]	22 [0, 935]	127 [0, 769]	0 [0, 527]	33 [0, 393]	7 [0, 288]	0.0013 [0.0008, 0.0239]	0.0007 [0.0007, 0.0138]
Maharashtra	Osmanabad	0.01 [0, 0.75]	0 [0, 0.59]	0 [0, 0.4]	0 [0, 0.33]	54 [0, 3709]	0 [0, 2958]	0 [0, 1986]	0 [0, 1663]	48 [0, 3357]	0 [0, 2677]	0 [0, 1797]	0 [0, 1506]	5 [0, 352]	0 [0, 281]	0 [0, 188]	0 [0, 158]	0.0003 [0.0003, 0.1128]	0.0001 [0.0001, 0.0683]
Maharashtra	Parbhani	0.05 [0, 0.85]	0 [0, 0.65]	0 [0, 0.43]	0 [0, 0.37]	393 [0, 6597]	0 [0, 5003]	0 [0, 3346]	0 [0, 2847]	288 [0, 4839]	0 [0, 3670]	0 [0, 2454]	0 [0, 2089]	105 [0, 1758]	0 [0, 1333]	0 [0, 892]	0 [0, 759]	0.0017 [0.0017, 0.18]	0.0006 [0.0006, 0.1023]
Maharashtra	Pune	0.05 [0, 0.54]	0 [0, 0.41]	0.06 [0, 0.34]	0 [0, 0.22]	407 [0, 4744]	0 [0, 3561]	543 [0, 2974]	0 [0, 1901]	366 [0, 4267]	0 [0, 3203]	488 [0, 2675]	0 [0, 1710]	41 [0, 477]	0 [0, 358]	55 [0, 299]	0 [0, 191]	0.0015 [0.0012, 0.0236]	0.001 [0.0008, 0.0146]
Maharashtra	Raigarh	0 [0, 0.78]	0 [0, 0.63]	0.01 [0, 0.43]	0 [0, 0.35]	0 [0, 2227]	0 [0, 1799]	34 [0, 1239]	0 [0, 1019]	0 [0, 1957]	0 [0, 1580]	30 [0, 1088]	0 [0, 895]	0 [0, 271]	0 [0, 218]	4 [0, 150]	0 [0, 124]	0.0003 [0.0003, 0.0475]	0.0002 [0.0002, 0.0271]
Maharashtra	Ratnagiri	0 [0, 0.71]	0 [0, 0.57]	0 [0, 0.38]	0 [0, 0.32]	0 [0, 608]	0 [0, 493]	0 [0, 332]	0 [0, 276]	0 [0, 488]	0 [0, 395]	0 [0, 266]	0 [0, 221]	0 [0, 121]	0 [0, 98]	0 [0, 66]	0 [0, 55]	0 [0, 0.022]	0 [0, 0.0108]
Maharashtra	Sangli	0.09 [0, 0.78]	0 [0, 0.56]	0 [0, 0.38]	0 [0, 0.31]	409 [0, 3685]	0 [0, 2658]	0 [0, 1789]	0 [0, 1482]	354 [0, 3195]	0 [0, 2304]	0 [0, 1551]	0 [0, 1285]	54 [0, 491]	0 [0, 354]	0 [0, 238]	0 [0, 197]	0.0011 [0.0011, 0.0622]	0.0004 [0.0004, 0.0353]
Maharashtra	Satara	0.04 [0, 0.66]	0 [0, 0.5]	0.01 [0, 0.35]	0 [0, 0.28]	163 [0, 2762]	0 [0, 2116]	33 [0, 1464]	0 [0, 1163]	143 [0, 2413]	0 [0, 1849]	29 [0, 1279]	0 [0, 1016]	21 [0, 349]	0 [0, 267]	4 [0, 185]	0 [0, 147]	0.0006 [0.0006, 0.0438]	0.0003 [0.0003, 0.0275]
Maharashtra	Sindhudurg	0.02 [0, 0.93]	0 [0, 0.74]	0 [0, 0.49]	0 [0, 0.43]	5 [0, 292]	0 [0, 230]	0 [0, 153]	0 [0, 133]	4 [0, 254]	0 [0, 200]	0 [0, 133]	0 [0, 116]	1 [0, 38]	0 [0, 30]	0 [0, 20]	0 [0, 17]	0 [0, 0.0159]	0 [0, 0.0099]
Maharashtra	Solapur	0.02 [0, 0.53]	0 [0, 0.42]	0 [0, 0.29]	0 [0, 0.22]	211 [0, 5155]	0 [0, 4054]	0 [0, 2765]	0 [0, 2173]	192 [0, 4677]	0 [0, 3678]	0 [0, 2508]	0 [0, 1972]	20 [0, 478]	0 [0, 376]	0 [0, 256]	0 [0, 202]	0.0004 [0.0004, 0.056]	0.0001 [0.0001, 0.0367]
Maharashtra	Thane	0.01 [0, 0.66]	0 [0, 0.53]	0.03 [0, 0.38]	0 [0, 0.29]	88 [0, 6740]	0 [0, 5406]	264 [0, 3912]	0 [0, 2993]	60 [0, 4616]	0 [0, 3703]	181 [0, 2679]	0 [0, 2050]	28 [0, 2124]	0 [0, 1703]	83 [0, 1233]	0 [0, 943]	0.0005 [0.0005, 0.029]	0.0004 [0.0004, 0.0199]
Maharashtra	Wardha	0 [0, 0.8]	0 [0, 0.65]	0 [0, 0.43]	0 [0, 0.37]	0 [0, 1885]	0 [0, 1520]	0 [0, 1017]	0 [0, 865]	0 [0, 1310]	0 [0, 1056]	0 [0, 706]	0 [0, 601]	0 [0, 575]	0 [0, 464]	0 [0, 310]	0 [0, 264]	0 [0, 0.0777]	0 [0, 0.0467]
Maharashtra	Washim	0 [0, 0.89]	0 [0, 0.72]	0 [0, 0.48]	0 [0, 0.41]	0 [0, 2162]	0 [0, 1737]	0 [0, 1156]	0 [0, 1002]	0 [0, 1595]	0 [0, 1281]	0 [0, 853]	0 [0, 740]	0 [0, 567]	0 [0, 455]	0 [0, 303]	0 [0, 263]	0 [0, 0.0959]	0 [0, 0.0552]
Maharashtra	Yavatmal	0.01 [0, 0.55]	0 [0, 0.44]	0.01 [0, 0.3]	0 [0, 0.24]	83 [0, 3800]	0 [0, 3043]	41 [0, 2113]	0 [0, 1641]	69 [0, 3195]	0 [0, 2559]	35 [0, 1777]	0 [0, 1380]	13 [0, 604]	0 [0, 484]	7 [0, 336]	0 [0, 261]	0.0005 [0.0005, 0.0737]	0.0003 [0.0003, 0.0405]
Manipur	Bishnupur	22.69 [20.95, 25.83]	13.78 [11.79, 16.18]	0 [0, 1.52]	0.16 [0, 1.8]	858 [792, 976]	521 [445, 611]	0 [0, 57]	6 [0, 68]	773 [714, 880]	470 [402, 551]	0 [0, 52]	6 [0, 61]	84 [78, 96]	51 [44, 60]	0 [0, 6]	1 [0, 7]	0.061 [0.0031, 0.1182]	0.0296 [0.0216, 0.0524]
Manipur	Chandel	31.93 [31.43, 33.07]	0.47 [0, 1.37]	0.02 [0, 0.62]	0 [0, 0.54]	3866 [3806, 4004]	56 [0, 166]	3 [0, 75]	0 [0, 66]	3778 [3719, 3913]	55 [0, 163]	3 [0, 74]	0 [0, 64]	88 [87, 91]	1 [0, 4]	0 [0, 2]	0 [0, 1]	0.2174 [0, 0.4902]	0.0787 [0.0346, 0.1426]
Manipur	Churachandpur	53.65 [53.26, 54.59]	26.76 [25.86, 27.51]	0.03 [0, 0.53]	0.02 [0, 0.45]	7845 [7788, 7982]	3913 [3781, 4023]	5 [0, 78]	2 [0, 66]	7535 [7480, 7667]	3758 [3631, 3863]	5 [0, 75]	2 [0, 64]	310 [308, 316]	155 [150, 159]	0 [0, 3]	0 [0, 3]	0.4317 [0.1088, 0.7731]	0.203 [0.1162, 0.2986]
Manipur	Imphal East	21.28 [20.15, 23.49]	8.58 [7, 10.29]	0 [0, 1.1]	0 [0, 1.12]	13489 [12776, 14888]	5438 [4437, 6525]	0 [0, 696]	0 [0, 707]	11093 [10506, 12243]	4472 [3649, 5366]	0 [0, 572]	0 [0, 581]	2396 [2270, 2645]	966 [788, 1159]	0 [0, 124]	0 [0, 126]	0.4049 [0.1517, 0.7965]	0.185 [0.1113, 0.3285]
Manipur	Imphal West	13.51 [11.13, 17.54]	47.79 [45.44, 50.86]	0 [0, 1.91]	0 [0, 2.16]	2627 [2166, 3412]	9297 [8840, 9893]	0 [0, 372]	0 [0, 420]	1112 [917, 1444]	3936 [3742, 4188]	0 [0, 157]	0 [0, 178]	1515 [1249, 1968]	5362 [5098, 5705]	0 [0, 214]	0 [0, 242]	0.2994 [0, 0.643]	0.1683 [0.0849, 0.2843]
Manipur	Senapati	48.42 [47.95, 49.5]	8.81 [7.82, 9.67]	0.02 [0, 0.59]	0 [0, 0.51]	5156 [5106, 5271]	938 [833, 1030]	2 [0, 63]	0 [0, 54]	5111 [5061, 5225]	930 [825, 1021]	2 [0, 63]	0 [0, 54]	45 [45, 46]	8 [7, 9]	0 [0, 1]	0 [0, 0]	0.1134 [0.0184, 0.2137]	0.047 [0.027, 0.0727]

Manipur	Tamenglong	14.24 [13.83, 15.22]	74.98 [74.05, 75.77]	3 [2.7, 3.52]	1.94 [1.64, 2.4]	50 [48, 53]	261 [258, 264]	10 [9, 12]	7 [6, 8]	23 [22, 25]	121 [119, 122]	5 [4, 6]	3 [3, 4]	27 [26, 29]	141 [139, 142]	6 [5, 7]	4 [3, 5]	0.0324 [0, 0.0642]	0.0193 [0.0115, 0.0282]
Manipur	Thoubal	18.65 [17.31, 21.21]	5.19 [3.45, 7.16]	0 [0, 1.25]	0 [0, 1.31]	9077 [8422, 10319]	2524 [1679, 3484]	0 [0, 610]	0 [0, 636]	6531 [6059, 7424]	1816 [1208, 2506]	0 [0, 439]	0 [0, 458]	2546 [2362, 2895]	708 [471, 977]	0 [0, 171]	0 [0, 179]	0.2559 [0.0265, 0.6143]	0.1115 [0.0746, 0.2156]
Manipur	Ukhrul	47.53 [47.13, 48.48]	2.56 [1.66, 3.33]	0.03 [0, 0.54]	0 [0, 0.44]	1336 [1325, 1363]	72 [47, 93]	1 [0, 15]	0 [0, 12]	1236 [1225, 1260]	67 [43, 86]	1 [0, 14]	0 [0, 12]	100 [99, 102]	5 [3, 7]	0 [0, 1]	0 [0, 1]	0.0631 [0, 0.1307]	0.0238 [0.0105, 0.0404]
Meghalaya	East Garo Hills	1.63 [1.11, 2.82]	0.13 [0, 1.07]	0 [0, 0.62]	0 [0, 0.56]	45 [31, 78]	4 [0, 30]	0 [0, 17]	0 [0, 16]	17 [11, 29]	1 [0, 11]	0 [0, 6]	0 [0, 6]	28 [19, 49]	2 [0, 19]	0 [0, 11]	0 [0, 10]	0.0013 [0.0005, 0.0067]	0.0005 [0.0004, 0.0036]
Meghalaya	East Khasi Hills	4.9 [4.37, 6.12]	1.65 [0.59, 2.62]	0.11 [0, 0.74]	0 [0, 0.58]	1039 [925, 1296]	350 [124, 554]	23 [0, 158]	0 [0, 123]	681 [606, 850]	230 [82, 363]	15 [0, 103]	0 [0, 81]	358 [319, 447]	121 [43, 191]	8 [0, 54]	0 [0, 42]	0.0166 [0.0029, 0.0376]	0.0076 [0.0041, 0.0181]
Meghalaya	Jaintia Hills	15.72 [15.28, 16.76]	5.9 [4.94, 6.73]	0.53 [0.2, 1.08]	0 [0, 0.49]	2342 [2276, 2496]	879 [736, 1002]	79 [30, 161]	0 [0, 72]	2266 [2202, 2415]	850 [712, 969]	76 [29, 155]	0 [0, 70]	76 [74, 81]	29 [24, 33]	3 [1, 5]	0 [0, 2]	0.0829 [0.017, 0.1726]	0.0388 [0.0246, 0.06]
Meghalaya	Ri Bhoi	0.67 [0.08, 1.98]	0.61 [0, 1.65]	0 [0, 0.68]	0 [0, 0.63]	37 [4, 111]	34 [0, 92]	0 [0, 38]	0 [0, 35]	33 [4, 98]	30 [0, 81]	0 [0, 34]	0 [0, 31]	4 [0, 13]	4 [0, 10]	0 [0, 4]	0 [0, 4]	0.003 [0.0012, 0.0174]	0.0015 [0.0009, 0.0102]
Meghalaya	South Garo Hills	2.87 [2.18, 4.36]	0.08 [0, 1.26]	0 [0, 0.77]	0 [0, 0.73]	16 [12, 24]	0 [0, 7]	0 [0, 4]	0 [0, 4]	14 [10, 21]	0 [0, 6]	0 [0, 4]	0 [0, 3]	2 [2, 3]	0 [0, 1]	0 [0, 1]	0 [0, 1]	0.0009 [0.0005, 0.0049]	0.0003 [0.0003, 0.0026]
Meghalaya	West Garo Hills	2.08 [1.6, 3.19]	1.06 [0.06, 1.94]	0 [0, 0.58]	0 [0, 0.52]	2162 [1665, 3312]	1105 [64, 2021]	0 [0, 604]	0 [0, 544]	2155 [1660, 3301]	1102 [63, 2014]	0 [0, 602]	0 [0, 542]	7 [6, 11]	4 [0, 7]	0 [0, 2]	0 [0, 2]	0.0514 [0.0151, 0.1842]	0.0242 [0.0111, 0.0807]
Meghalaya	West Khasi Hills	0.74 [0.38, 1.61]	0.07 [0, 0.77]	0.01 [0, 0.48]	0 [0, 0.4]	66 [34, 143]	7 [0, 69]	1 [0, 43]	0 [0, 36]	60 [31, 131]	6 [0, 63]	1 [0, 39]	0 [0, 33]	6 [3, 12]	1 [0, 6]	0 [0, 4]	0 [0, 3]	0.0017 [0.0014, 0.0133]	0.0007 [0.0007, 0.0066]
Mizoram	Aizawl	41.43 [40.98, 42.48]	27.87 [26.9, 28.71]	0 [0, 0.56]	0 [0, 0.5]	1973 [1951, 2023]	1327 [1281, 1367]	0 [0, 26]	0 [0, 24]	209 [206, 214]	140 [136, 145]	0 [0, 3]	0 [0, 2]	1764 [1745, 1809]	1187 [1146, 1223]	0 [0, 24]	0 [0, 21]	0.0869 [0.016, 0.1639]	0.0423 [0.0256, 0.0633]
Mizoram	Champhai	67.86 [67.38, 68.98]	13 [11.99, 13.89]	0 [0, 0.59]	0 [0, 0.53]	3996 [3967, 4061]	765 [706, 818]	0 [0, 34]	0 [0, 31]	3046 [3024, 3096]	584 [538, 623]	0 [0, 26]	0 [0, 24]	950 [943, 965]	182 [168, 194]	0 [0, 8]	0 [0, 7]	0.3381 [0.0641, 0.6766]	0.1411 [0.0671, 0.219]
Mizoram	Kolasib	18.65 [17.77, 20.45]	47.13 [45.75, 48.55]	0 [0, 0.91]	0 [0, 0.9]	407 [388, 446]	1028 [998, 1059]	0 [0, 20]	0 [0, 20]	277 [264, 304]	700 [679, 721]	0 [0, 14]	0 [0, 13]	130 [124, 142]	328 [318, 338]	0 [0, 6]	0 [0, 6]	0.2154 [0.0214, 0.452]	0.1187 [0.0633, 0.1892]
Mizoram	Lawangtlai	5.08 [4.39, 6.55]	0.48 [0, 1.64]	0 [0, 0.76]	0 [0, 0.72]	59 [51, 77]	6 [0, 19]	0 [0, 9]	0 [0, 8]	28 [24, 36]	3 [0, 9]	0 [0, 4]	0 [0, 4]	31 [27, 40]	3 [0, 10]	0 [0, 5]	0 [0, 4]	0.0047 [0.0007, 0.0154]	0.0018 [0.0014, 0.0061]
Mizoram	Lunglei	27.64 [27.24, 28.59]	10.16 [9.25, 10.92]	0 [0, 0.51]	0 [0, 0.44]	559 [551, 578]	206 [187, 221]	0 [0, 10]	0 [0, 9]	395 [389, 408]	145 [132, 156]	0 [0, 7]	0 [0, 6]	164 [162, 170]	60 [55, 65]	0 [0, 3]	0 [0, 3]	0.0458 [0.0079, 0.0828]	0.0206 [0.0107, 0.0309]
Mizoram	Mamit	27.81 [27.3, 28.99]	18.14 [17.09, 19.07]	0 [0, 0.61]	0 [0, 0.56]	186 [183, 194]	122 [115, 128]	0 [0, 4]	0 [0, 4]	181 [178, 189]	118 [111, 124]	0 [0, 4]	0 [0, 4]	5 [5, 5]	3 [3, 4]	0 [0, 0]	0 [0, 0]	0.0374 [0.0093, 0.0684]	0.0181 [0.0111, 0.0264]
Mizoram	Saiha	28.78 [28.09, 30.27]	1.61 [0.39, 2.79]	0 [0, 0.76]	0 [0, 0.72]	320 [312, 336]	18 [4, 31]	0 [0, 8]	0 [0, 8]	221 [216, 233]	12 [3, 21]	0 [0, 6]	0 [0, 6]	99 [96, 104]	6 [1, 10]	0 [0, 3]	0 [0, 2]	0.0492 [0.0087, 0.104]	0.0186 [0.0073, 0.0339]
Mizoram	Serchhip	54.85 [53.87, 56.82]	20.7 [19.23, 22.24]	0 [0, 0.99]	0 [0, 0.99]	491 [482, 509]	185 [172, 199]	0 [0, 9]	0 [0, 9]	303 [298, 314]	114 [106, 123]	0 [0, 5]	0 [0, 5]	188 [184, 194]	71 [66, 76]	0 [0, 3]	0 [0, 3]	0.101 [0.0235, 0.1825]	0.0457 [0.0296, 0.0745]
Nagaland	Mon	26.75 [26.04, 28.26]	37.77 [36.54, 38.96]	4.66 [4.02, 5.44]	0.12 [0, 0.86]	181 [176, 191]	256 [247, 264]	32 [27, 37]	1 [0, 6]	110 [107, 116]	155 [150, 160]	19 [16, 22]	1 [0, 4]	71 [70, 76]	101 [98, 104]	12 [11, 15]	0 [0, 2]	0.0231 [0.0064, 0.0421]	0.0128 [0.0077, 0.0197]
Nagaland	Dimapur	45.7 [44.49, 48.05]	3.78 [2.13, 5.6]	0 [0, 1.16]	2.27 [1.63, 3.46]	55465 [53991, 58314]	4584 [2588, 6792]	0 [0, 1410]	2750 [1974, 4199]	15803 [15383, 16615]	1306 [737, 1935]	0 [0, 402]	784 [562, 1196]	39661 [38607, 41699]	3278 [1851, 4856]	0 [0, 1008]	1967 [1411, 3003]	1.4946 [0.1297, 3.0336]	0.6922 [0.4394, 1.1025]
Nagaland	Kiphire	31.39 [30.43, 33.35]	2.28 [0.82, 3.8]	0.33 [0, 1.32]	0 [0, 0.98]	0 [0, 0]	0 [0, 0]	0 [0, 0]	0 [0, 0]	0 [0, 0]	0 [0, 0]	0 [0, 0]	0 [0, 0]	0 [0, 0]	0 [0, 0]	0 [0, 0]	0 [0, 0]	0 [0, 0]	0 [0, 0]
Nagaland	Kohima	58.97 [58.15, 60.69]	7.95 [6.62, 9.3]	0 [0, 0.87]	0 [0, 0.84]	2131 [2101, 2193]	287 [239, 336]	0 [0, 31]	0 [0, 31]	551 [543, 567]	74 [62, 87]	0 [0, 8]	0 [0, 8]	1580 [1558, 1626]	213 [177, 249]	0 [0, 23]	0 [0, 23]	0.0783 [0.0001, 0.1631]	0.0315 [0.0171, 0.0507]
Nagaland	Longleng	24.83 [23.29, 27.68]	25.51 [23.64, 27.7]	16.01 [14.05, 17.4]	5.7 [4.94, 7.17]	15 [14, 17]	15 [14, 17]	10 [9, 11]	3 [3, 4]	15 [14, 17]	15 [14, 17]	10 [9, 11]	3 [3, 4]	0 [0, 0]	0 [0, 0]	0 [0, 0]	0 [0, 0]	0.0123 [0.0043, 0.0219]	0.0082 [0.006, 0.0112]
Nagaland	Mokokchung	15.43 [14.65, 17.06]	29.66 [28.36, 30.94]	7.62 [6.89, 8.45]	39.96 [39.49, 40.76]	127 [121, 141]	245 [234, 256]	63 [57, 70]	330 [326, 337]	83 [79, 92]	159 [152, 166]	41 [37, 45]	215 [212, 219]	45 [42, 49]	86 [82, 90]	22 [20, 24]	116 [114, 118]	0.0729 [0.0142, 0.129]	0.0603 [0.0355, 0.0862]

Nagaland	Peren	34.86 [34.12, 36.43]	32.55 [31.28, 33.78]	0.76 [0.07, 1.56]	0.45 [0, 1.21]	124 [121, 130]	116 [111, 120]	3 [0, 6]	2 [0, 4]	100 [98, 105]	94 [90, 97]	2 [0, 4]	1 [0, 3]	24 [23, 25]	22 [21, 23]	1 [0, 1]	0 [0, 1]	0.0289 [0.0073, 0.0545]	0.015 [0.0095, 0.0222]
Nagaland	Phek	40.93 [40.27, 42.37]	1.09 [0, 2.22]	0.08 [0, 0.81]	0 [0, 0.7]	283 [279, 293]	8 [0, 15]	1 [0, 6]	0 [0, 5]	273 [269, 283]	7 [0, 15]	1 [0, 5]	0 [0, 5]	10 [10, 10]	0 [0, 1]	0 [0, 0]	0 [0, 0]	0.0144 [0.0003, 0.0305]	0.0053 [0.0027, 0.0092]
Nagaland	Tuensang	46.02 [45.44, 47.32]	6 [4.89, 7.03]	1.87 [1.38, 2.54]	0.16 [0, 0.78]	24 [24, 25]	3 [3, 4]	1 [1, 1]	0 [0, 0]	7 [7, 7]	1 [1, 1]	0 [0, 0]	0 [0, 0]	17 [17, 18]	2 [2, 3]	1 [1, 1]	0 [0, 0]	0.0013 [0, 0.0024]	0.0006 [0.0003, 0.0008]
Nagaland	Wokha	28.36 [27.59, 29.98]	42.9 [41.61, 44.17]	1.89 [1.17, 2.72]	4.21 [3.75, 5.01]	657 [639, 695]	994 [964, 1023]	44 [27, 63]	98 [87, 116]	639 [622, 676]	967 [938, 996]	43 [26, 61]	95 [84, 113]	17 [17, 18]	26 [26, 27]	1 [1, 2]	3 [2, 3]	0.1377 [0.0257, 0.2873]	0.0812 [0.0467, 0.1142]
Nagaland	Zunheboto	58.24 [57.32, 60.1]	7.53 [6.12, 8.99]	0.12 [0, 1.06]	0 [0, 0.93]	282 [277, 291]	36 [30, 43]	1 [0, 5]	0 [0, 4]	275 [271, 284]	36 [29, 42]	1 [0, 5]	0 [0, 4]	7 [6, 7]	1 [1, 1]	0 [0, 0]	0 [0, 0]	0.0196 [0.0019, 0.0409]	0.0079 [0.0041, 0.0125]
NCT of Delhi	Central	21.05 [3.66, 41.23]	10.53 [3.75, 24.95]	0 [0, 8.4]	0 [0, 12.59]	4459 [775, 8734]	2230 [795, 5285]	0 [0, 1779]	0 [0, 2667]	0 [0, 0]	0 [0, 0]	0 [0, 0]	0 [0, 0]	4459 [775, 8734]	2230 [795, 5285]	0 [0, 1779]	0 [0, 2667]	0.1159 [0.0413, 0.536]	0.0543 [0.025, 0.3256]
NCT of Delhi	East	9.41 [2.96, 18.47]	21.18 [17.18, 27.85]	1.18 [0, 5.2]	2.35 [0.32, 7.59]	7932 [2495, 15562]	17847 [14479, 23467]	992 [0, 4379]	1983 [271, 6394]	0 [0, 0]	0 [0, 0]	0 [0, 0]	0 [0, 0]	7932 [2495, 15562]	17847 [14479, 23467]	992 [0, 4379]	1983 [271, 6394]	0.2284 [0.066, 0.6202]	0.1408 [0.0665, 0.3012]
NCT of Delhi	New Delhi	3.85 [0, 15.62]	1.92 [0, 10.51]	0 [0, 5.12]	1.92 [0, 8.9]	192 [0, 780]	96 [0, 525]	0 [0, 255]	96 [0, 444]	0 [0, 0]	0 [0, 0]	0 [0, 0]	0 [0, 0]	192 [0, 780]	96 [0, 525]	0 [0, 255]	96 [0, 444]	0.0377 [0.0152, 0.2684]	0.0266 [0.0133, 0.1544]
NCT of Delhi	North	28.72 [22.69, 37.3]	28.72 [24.87, 35.06]	0 [0, 3.82]	0 [0, 4.93]	20916 [16521, 27163]	20916 [18107, 25527]	0 [0, 2785]	0 [0, 3593]	2664 [2104, 3460]	2664 [2306, 3251]	0 [0, 355]	0 [0, 458]	18252 [14417, 23703]	18252 [15801, 22276]	0 [0, 2431]	0 [0, 3135]	0.5249 [0.238, 1.2839]	0.2678 [0.1948, 0.5447]
NCT of Delhi	North East	20.48 [13.93, 29.65]	16.87 [12.84, 23.62]	0 [0, 4.07]	0 [0, 5.31]	79128 [53810, 114552]	65164 [49596, 91245]	0 [0, 15710]	0 [0, 20505]	1890 [1286, 2737]	1557 [1185, 2180]	0 [0, 375]	0 [0, 490]	77237 [52525, 111815]	63607 [48411, 89065]	0 [0, 15334]	0 [0, 20015]	0.6955 [0.2199, 1.8762]	0.3476 [0.2308, 0.8673]
NCT of Delhi	North West	75.93 [74.14, 79.14]	4.07 [2.05, 6.53]	0 [0, 1.55]	0 [0, 1.68]	288261 [281470, 300451]	15443 [7772, 24777]	0 [0, 5882]	0 [0, 6384]	37844 [36952, 39444]	2027 [1020, 3253]	0 [0, 772]	0 [0, 838]	250417 [244518, 261007]	13415 [6752, 21524]	0 [0, 5109]	0 [0, 5546]	0.6794 [0, 1.3844]	0.2564 [0.1111, 0.4746]
NCT of Delhi	South	4.09 [1.53, 8.39]	3.8 [1.35, 7.06]	0 [0, 2.03]	0 [0, 2.31]	28803 [10743, 59049]	26745 [9520, 49654]	0 [0, 14256]	0 [0, 16288]	228 [85, 467]	211 [75, 392]	0 [0, 113]	0 [0, 129]	28575 [10659, 58583]	26534 [9445, 49262]	0 [0, 14143]	0 [0, 16159]	0.2247 [0.1139, 0.9262]	0.1136 [0.0647, 0.4764]
NCT of Delhi	South West	29.98 [28.17, 33.23]	0.35 [0, 2.83]	0 [0, 1.57]	0 [0, 1.7]	120947 [113623, 134055]	1398 [0, 11431]	0 [0, 6319]	0 [0, 6873]	13808 [12972, 15305]	160 [0, 1305]	0 [0, 721]	0 [0, 785]	107139 [100651, 118751]	1239 [0, 10126]	0 [0, 5597]	0 [0, 6088]	0.4237 [0, 1.0454]	0.1527 [0.1206, 0.4037]
NCT of Delhi	West	53.09 [48.88, 59.5]	8.02 [4.84, 12.81]	0 [0, 2.93]	0 [0, 3.59]	138470 [127491, 155194]	20932 [12625, 33410]	0 [0, 7633]	0 [0, 9356]	367 [338, 412]	56 [33, 89]	0 [0, 20]	0 [0, 25]	138103 [127153, 154782]	20876 [12591, 33322]	0 [0, 7613]	0 [0, 9331]	0.5465 [0.1271, 1.2841]	0.2227 [0.1428, 0.4618]
Odisha	Anugul	0.09 [0, 0.89]	0 [0, 0.64]	0.04 [0, 0.47]	0 [0, 0.37]	485 [0, 4885]	0 [0, 3549]	208 [0, 2582]	0 [0, 2018]	442 [0, 4449]	0 [0, 3232]	189 [0, 2351]	0 [0, 1838]	43 [0, 437]	0 [0, 317]	19 [0, 231]	0 [0, 180]	0.0062 [0.0062, 0.1974]	0.0036 [0.0036, 0.1148]
Odisha	Balangir	0 [0, 0.79]	0 [0, 0.63]	0 [0, 0.42]	0 [0, 0.36]	0 [0, 9589]	0 [0, 7739]	0 [0, 5180]	0 [0, 4392]	0 [0, 8982]	0 [0, 7249]	0 [0, 4853]	0 [0, 4114]	0 [0, 607]	0 [0, 490]	0 [0, 328]	0 [0, 278]	0 [0, 0.3058]	0 [0, 0.1816]
Odisha	Baleshwar	4.52 [4.06, 5.58]	0.45 [0, 1.29]	0 [0, 0.56]	0 [0, 0.5]	83166 [74820, 102662]	8238 [0, 23798]	0 [0, 10284]	0 [0, 9186]	77570 [69786, 95754]	7684 [0, 22197]	0 [0, 9592]	0 [0, 8568]	5596 [5035, 6908]	554 [0, 1601]	0 [0, 692]	0 [0, 618]	0.3335 [0.1034, 0.9295]	0.1307 [0.0904, 0.3804]
Odisha	Bargarh	0.03 [0, 0.87]	0 [0, 0.67]	0 [0, 0.45]	0 [0, 0.39]	297 [0, 9350]	0 [0, 7289]	0 [0, 4866]	0 [0, 4172]	278 [0, 8748]	0 [0, 6819]	0 [0, 4552]	0 [0, 3903]	19 [0, 603]	0 [0, 470]	0 [0, 314]	0 [0, 269]	0.0016 [0.0016, 0.2817]	0.0006 [0.0006, 0.1828]
Odisha	Bauda	0.03 [0, 1.2]	0 [0, 0.93]	0.54 [0.13, 1.15]	0 [0, 0.56]	83 [0, 3879]	0 [0, 3018]	1751 [434, 3737]	0 [0, 1806]	82 [0, 3817]	0 [0, 2970]	1723 [427, 3677]	0 [0, 1777]	1 [0, 62]	0 [0, 48]	28 [7, 60]	0 [0, 29]	0.0788 [0.0297, 0.5462]	0.0616 [0.0404, 0.3215]
Odisha	Bhadrak	18.76 [18.15, 20.1]	0.13 [0, 1.19]	0 [0, 0.69]	0 [0, 0.65]	259260 [250857, 277813]	1835 [0, 16512]	0 [0, 9602]	0 [0, 8942]	229073 [221649, 245466]	1622 [0, 14590]	0 [0, 8484]	0 [0, 7900]	30187 [29208, 32347]	214 [0, 1923]	0 [0, 1118]	0 [0, 1041]	1.3586 [0.0443, 3.3053]	0.49 [0.2285, 1.0176]
Odisha	Cuttack	10.93 [10.49, 11.96]	0.24 [0, 1.07]	0 [0, 0.55]	0 [0, 0.49]	149737 [143712, 163894]	3346 [0, 14656]	0 [0, 7483]	0 [0, 6655]	132274 [126952, 144780]	2956 [0, 12946]	0 [0, 6610]	0 [0, 5879]	17463 [16760, 19114]	390 [0, 1709]	0 [0, 873]	0 [0, 776]	0.467 [0.0785, 1.1599]	0.1704 [0.0983, 0.4133]
Odisha	Debagarh	0.2 [0, 1.43]	0.03 [0, 1.01]	0.03 [0, 0.67]	0 [0, 0.59]	415 [0, 2994]	59 [0, 2106]	59 [0, 1403]	0 [0, 1233]	402 [0, 2903]	57 [0, 2042]	57 [0, 1361]	0 [0, 1196]	13 [0, 91]	2 [0, 64]	2 [0, 42]	0 [0, 37]	0.0169 [0.0169, 0.4457]	0.0083 [0.0083, 0.2502]
Odisha	Dhenkanal	0.77 [0.37, 1.73]	0.05 [0, 0.83]	0.02 [0, 0.53]	0 [0, 0.45]	3197 [1519, 7206]	223 [0, 3434]	74 [0, 2205]	0 [0, 1872]	3040 [1444, 6852]	212 [0, 3266]	71 [0, 2097]	0 [0, 1780]	157 [75, 354]	11 [0, 169]	4 [0, 108]	0 [0, 92]	0.0251 [0.0205, 0.1962]	0.0101 [0.0101, 0.1142]

Odisha	Gajapati	0.06 [0, 1.08]	0 [0, 0.82]	0 [0, 0.54]	0 [0, 0.48]	117 [0, 2113]	0 [0, 1596]	0 [0, 1056]	0 [0, 938]	110 [0, 1983]	0 [0, 1497]	0 [0, 991]	0 [0, 880]	7 [0, 130]	0 [0, 98]	0 [0, 65]	0 [0, 58]	0.0016 [0.0016, 0.1923]	0.0006 [0.0006, 0.1091]
Odisha	Ganjam	0.16 [0, 0.85]	0.01 [0, 0.57]	0 [0, 0.38]	0 [0, 0.31]	2377 [0, 12484]	140 [0, 8338]	0 [0, 5520]	0 [0, 4570]	2183 [0, 11467]	128 [0, 7659]	0 [0, 5070]	0 [0, 4198]	193 [0, 1016]	11 [0, 679]	0 [0, 449]	0 [0, 372]	0.0059 [0.0059, 0.159]	0.0022 [0.0022, 0.0851]
Odisha	Jagatsinghapur	7.3 [6.54, 8.9]	0.6 [0, 1.87]	0.05 [0, 0.87]	0 [0, 0.79]	67534 [60503, 82409]	5592 [0, 17280]	430 [0, 8018]	0 [0, 7293]	64254 [57565, 78406]	5320 [0, 16441]	409 [0, 7628]	0 [0, 6939]	3280 [2938, 4002]	272 [0, 839]	21 [0, 389]	0 [0, 354]	0.545 [0.1396, 1.4722]	0.214 [0.1593, 0.6846]
Odisha	Jajapur	14.6 [14.06, 15.81]	0.08 [0, 1.05]	0 [0, 0.63]	0 [0, 0.58]	158497 [152649, 171712]	901 [0, 11393]	0 [0, 6893]	0 [0, 6310]	150715 [145154, 163281]	856 [0, 10834]	0 [0, 6555]	0 [0, 6000]	7782 [7495, 8431]	44 [0, 559]	0 [0, 338]	0 [0, 310]	0.6877 [0, 1.8643]	0.2465 [0.149, 0.5731]
Odisha	Jharsuguda	0.08 [0, 1.51]	0 [0, 1.13]	0.15 [0, 0.89]	0 [0, 0.7]	243 [0, 4887]	0 [0, 3665]	487 [0, 2877]	0 [0, 2252]	189 [0, 3790]	0 [0, 2842]	377 [0, 2231]	0 [0, 1747]	55 [0, 1097]	0 [0, 823]	109 [0, 646]	0 [0, 506]	0.0197 [0.0197, 0.4181]	0.0141 [0.0141, 0.2741]
Odisha	Kalahandi	0.16 [0, 0.88]	0 [0, 0.58]	0 [0, 0.39]	0 [0, 0.32]	2105 [0, 11319]	0 [0, 7464]	0 [0, 5017]	0 [0, 4181]	1988 [0, 10690]	0 [0, 7048]	0 [0, 4738]	0 [0, 3949]	117 [0, 629]	0 [0, 415]	0 [0, 279]	0 [0, 233]	0.0105 [0.0105, 0.3338]	0.0037 [0.0037, 0.1786]
Odisha	Kandhamal	0 [0, 0.71]	0 [0, 0.57]	0 [0, 0.38]	0 [0, 0.32]	0 [0, 1604]	0 [0, 1300]	0 [0, 874]	0 [0, 727]	0 [0, 1429]	0 [0, 1158]	0 [0, 779]	0 [0, 648]	0 [0, 175]	0 [0, 142]	0 [0, 95]	0 [0, 79]	0 [0, 0.1264]	0 [0, 0.0661]
Odisha	Kendrapara	8.34 [7.74, 9.66]	0.55 [0, 1.6]	0 [0, 0.69]	0 [0, 0.64]	99578 [92427, 115414]	6587 [0, 19121]	0 [0, 8204]	0 [0, 7623]	96923 [89962, 112337]	6411 [0, 18611]	0 [0, 7985]	0 [0, 7420]	2655 [2464, 3077]	176 [0, 510]	0 [0, 219]	0 [0, 203]	0.6087 [0.1533, 1.5232]	0.2324 [0.1541, 0.662]
Odisha	Kendujhar	1.92 [1.65, 2.61]	0.01 [0, 0.57]	0.01 [0, 0.39]	0 [0, 0.31]	20688 [17806, 28135]	103 [0, 6143]	103 [0, 4169]	0 [0, 3369]	19469 [16757, 26478]	97 [0, 5781]	97 [0, 3924]	0 [0, 3171]	1219 [1049, 1657]	6 [0, 362]	6 [0, 246]	0 [0, 198]	0.0926 [0.0274, 0.3341]	0.0335 [0.03, 0.1577]
Odisha	Khordha	3.59 [3.03, 4.85]	0.03 [0, 1.02]	0 [0, 0.65]	0 [0, 0.6]	27898 [23561, 37631]	227 [0, 7946]	0 [0, 5065]	0 [0, 4660]	18585 [15695, 25068]	151 [0, 5293]	0 [0, 3374]	0 [0, 3104]	9314 [7866, 12563]	76 [0, 2653]	0 [0, 1691]	0 [0, 1556]	0.0992 [0.0302, 0.4057]	0.0355 [0.0355, 0.1661]
Odisha	Koraput	0.21 [0, 0.89]	0 [0, 0.55]	0.07 [0, 0.45]	0 [0, 0.31]	1775 [0, 7407]	0 [0, 4570]	617 [0, 3696]	0 [0, 2544]	1649 [0, 6880]	0 [0, 4245]	573 [0, 3433]	0 [0, 2363]	126 [0, 526]	0 [0, 325]	44 [0, 263]	0 [0, 181]	0.0189 [0.0035, 0.2181]	0.0105 [0.0045, 0.1331]
Odisha	Malkangiri	0.14 [0, 0.98]	0 [0, 0.68]	0.01 [0, 0.47]	0 [0, 0.39]	679 [0, 4789]	0 [0, 3308]	68 [0, 2276]	0 [0, 1895]	642 [0, 4525]	0 [0, 3126]	64 [0, 2150]	0 [0, 1791]	37 [0, 264]	0 [0, 182]	4 [0, 125]	0 [0, 104]	0.0109 [0.0109, 0.3423]	0.0048 [0.0048, 0.1981]
Odisha	Mayurbhanj	0.34 [0.11, 0.95]	0 [0, 0.5]	0 [0, 0.34]	0 [0, 0.27]	4196 [1324, 11840]	0 [0, 6227]	0 [0, 4214]	0 [0, 3417]	4039 [1275, 11397]	0 [0, 5995]	0 [0, 4057]	0 [0, 3290]	157 [49, 442]	0 [0, 233]	0 [0, 157]	0 [0, 128]	0.0132 [0.0066, 0.1763]	0.0047 [0.0031, 0.0966]
Odisha	Nabarangapur	0.02 [0, 0.9]	0 [0, 0.71]	0.03 [0, 0.5]	0 [0, 0.41]	153 [0, 9057]	0 [0, 7154]	307 [0, 5072]	0 [0, 4124]	147 [0, 8700]	0 [0, 6872]	294 [0, 4872]	0 [0, 3961]	6 [0, 357]	0 [0, 282]	12 [0, 200]	0 [0, 163]	0.0059 [0.0059, 0.3882]	0.0042 [0.0042, 0.2214]
Odisha	Nayagarh	0.31 [0, 1.35]	0.02 [0, 0.85]	0.02 [0, 0.57]	0 [0, 0.49]	1410 [0, 6148]	94 [0, 3877]	94 [0, 2596]	0 [0, 2229]	1332 [0, 5806]	89 [0, 3662]	89 [0, 2452]	0 [0, 2105]	78 [0, 342]	5 [0, 216]	5 [0, 144]	0 [0, 124]	0.0149 [0.0149, 0.2541]	0.0064 [0.0064, 0.1548]
Odisha	Nuapada	0 [0, 1.04]	0 [0, 0.83]	0.02 [0, 0.57]	0 [0, 0.49]	0 [0, 4894]	0 [0, 3908]	97 [0, 2682]	0 [0, 2303]	0 [0, 4748]	0 [0, 3791]	94 [0, 2602]	0 [0, 2234]	0 [0, 146]	0 [0, 117]	3 [0, 80]	0 [0, 69]	0.0031 [0.0031, 0.4181]	0.0025 [0.0025, 0.2376]
Odisha	Puri	3.36 [2.89, 4.46]	0.48 [0, 1.35]	0.05 [0, 0.62]	0 [0, 0.52]	42837 [36813, 56793]	6078 [0, 17203]	579 [0, 7920]	0 [0, 6598]	37647 [32353, 49912]	5342 [0, 15119]	509 [0, 6961]	0 [0, 5798]	5190 [4460, 6880]	736 [0, 2084]	70 [0, 960]	0 [0, 799]	0.2571 [0.0765, 0.808]	0.1065 [0.0645, 0.367]
Odisha	Rayagada	0 [0, 0.74]	0 [0, 0.6]	0 [0, 0.4]	0 [0, 0.34]	0 [0, 4699]	0 [0, 3800]	0 [0, 2550]	0 [0, 2140]	0 [0, 4385]	0 [0, 3547]	0 [0, 2380]	0 [0, 1997]	0 [0, 314]	0 [0, 254]	0 [0, 170]	0 [0, 143]	0 [0, 0.2519]	0 [0, 0.1494]
Odisha	Sambalpur	0.05 [0, 0.82]	0 [0, 0.62]	0.05 [0, 0.47]	0 [0, 0.35]	264 [0, 4573]	0 [0, 3480]	264 [0, 2595]	0 [0, 1971]	226 [0, 3916]	0 [0, 2980]	226 [0, 2222]	0 [0, 1687]	38 [0, 658]	0 [0, 500]	38 [0, 373]	0 [0, 283]	0.007 [0.007, 0.2039]	0.0046 [0.0046, 0.1289]
Odisha	Subarnapur	0.03 [0, 1.39]	0 [0, 1.07]	0.54 [0.01, 1.25]	0 [0, 0.66]	162 [0, 6645]	0 [0, 5126]	2592 [72, 5944]	0 [0, 3128]	155 [0, 6361]	0 [0, 4907]	2481 [68, 5690]	0 [0, 2994]	7 [0, 284]	0 [0, 219]	111 [3, 254]	0 [0, 134]	0.0848 [0.0455, 0.6132]	0.0661 [0.0317, 0.381]
Odisha	Sundargarh	0.01 [0, 0.64]	0 [0, 0.52]	0.01 [0, 0.36]	0 [0, 0.28]	95 [0, 7483]	0 [0, 6011]	95 [0, 4157]	0 [0, 3315]	72 [0, 5629]	0 [0, 4522]	72 [0, 3127]	0 [0, 2494]	24 [0, 1854]	0 [0, 1489]	24 [0, 1030]	0 [0, 821]	0.0012 [0.0012, 0.1871]	0.0008 [0.0008, 0.1021]
Puducherry	Karaikal	0 [0, 5.92]	0 [0, 4.43]	0 [0, 2.72]	0 [0, 3.29]	0 [0, 996]	0 [0, 745]	0 [0, 457]	0 [0, 553]	0 [0, 784]	0 [0, 587]	0 [0, 360]	0 [0, 436]	0 [0, 211]	0 [0, 158]	0 [0, 97]	0 [0, 117]	0 [0, 0.2412]	0 [0, 0.1545]
Puducherry	Mahe	0 [0, 27.03]	0 [0, 19.12]	0 [0, 10.99]	0 [0, 17.35]	0 [0, 231]	0 [0, 163]	0 [0, 94]	0 [0, 148]	0 [0, 0]	0 [0, 0]	0 [0, 0]	0 [0, 0]	0 [0, 231]	0 [0, 163]	0 [0, 94]	0 [0, 148]	0 [0, 0.2852]	0 [0, 0.1734]
Puducherry	Puducherry	0 [0, 4.25]	0 [0, 3.22]	0 [0, 2.01]	0 [0, 2.29]	0 [0, 571]	0 [0, 433]	0 [0, 270]	0 [0, 307]	0 [0, 177]	0 [0, 134]	0 [0, 83]	0 [0, 95]	0 [0, 395]	0 [0, 299]	0 [0, 186]	0 [0, 212]	0 [0, 0.0312]	0 [0, 0.0192]
Puducherry	Yanam	2.13 [0, 14.56]	0 [0, 9.05]	0 [0, 5.38]	0 [0, 7.41]	0 [0, 1]	0 [0, 0]	0 [0, 0]	0 [0, 0]	0 [0, 0]	0 [0, 0]	0 [0, 0]	0 [0, 0]	0 [0, 1]	0 [0, 0]	0 [0, 0]	0 [0, 0]	0 [0, 0.0005]	0 [0, 0.0003]
Punjab	Amritsar	15.44 [14.9, 16.65]	0.03 [0, 0.99]	0.03 [0, 0.66]	0 [0, 0.58]	207332 [200137	368 [0, 13292]	368 [0, 8860]	0 [0, 7767]	149544 [144355	266 [0, 9587]	266 [0, 6391]	0 [0, 5603]	57788 [55783, 62324]	103 [0, 3705]	103 [0, 2470]	0 [0, 2165]	0.6583 [0.0424, 1.4948]	0.2361 [0.1526, 0.5061]

						, 223606]				, 161282]									
Punjab	Barnala	32.25 [31.45, 33.92]	0.1 [0, 1.41]	0 [0, 0.85]	0 [0, 0.82]	79547 [77579, 83673]	247 [0, 3484]	0 [0, 2098]	0 [0, 2030]	75396 [73530, 79306]	234 [0, 3302]	0 [0, 1988]	0 [0, 1924]	4152 [4049, 4367]	13 [0, 182]	0 [0, 109]	0 [0, 106]	1.0501 [0, 2.4472]	0.3762 [0.187, 0.7765]
Punjab	Bathinda	11.46 [11, 12.53]	0 [0, 0.86]	0 [0, 0.57]	0.02 [0, 0.53]	62955 [60415, 68866]	0 [0, 4715]	0 [0, 3114]	121 [0, 2910]	49141 [47158, 53755]	0 [0, 3680]	0 [0, 2431]	94 [0, 2271]	13814 [13257, 15111]	0 [0, 1035]	0 [0, 683]	26 [0, 639]	0.3591 [0.0018, 0.9305]	0.129 [0.0734, 0.3258]
Punjab	Faridkot	29.01 [28.2, 30.69]	1.22 [0, 2.54]	0.2 [0, 1.06]	0 [0, 0.83]	99369 [96606, 105148]	4184 [0, 8717]	697 [0, 3634]	0 [0, 2846]	72732 [70709, 76962]	3062 [0, 6380]	510 [0, 2660]	0 [0, 2083]	26637 [25897, 28187]	1122 [0, 2337]	187 [0, 974]	0 [0, 763]	1.3724 [0, 2.9829]	0.5235 [0.2514, 0.9653]
Punjab	Fatehgarh Sahib	66.75 [65.81, 68.66]	0 [0, 1.49]	0 [0, 0.96]	0 [0, 0.95]	239090 [235717 , 245939]	0 [0, 5346]	0 [0, 3445]	0 [0, 3414]	189164 [186495 , 194582]	0 [0, 4230]	0 [0, 2725]	0 [0, 2701]	49927 [49222, 51357]	0 [0, 1116]	0 [0, 719]	0 [0, 713]	3.0511 [0.2606, 7.2232]	1.1031 [0.4252, 2.0284]
Punjab	Firozpur	8.25 [7.91, 9.11]	0.5 [0, 1.18]	0.23 [0, 0.68]	1.45 [1.18, 1.84]	88033 [84337, 97125]	5303 [0, 12618]	2424 [0, 7304]	15455 [12589, 19651]	77482 [74229, 85484]	4668 [0, 11106]	2134 [0, 6429]	13603 [11080, 17296]	10551 [10108, 11641]	636 [0, 1512]	291 [0, 875]	1852 [1509, 2355]	0.5946 [0.161, 1.1126]	0.3531 [0.2169, 0.5796]
Punjab	Gurdaspur	25.74 [25.3, 26.77]	14.06 [13.1, 14.88]	0 [0, 0.54]	0 [0, 0.48]	408038 [401115 , 424324]	222856 [207723 , 235870]	0 [0, 8612]	0 [0, 7652]	336408 [330701 , 349836]	183735 [171258 , 194464]	0 [0, 7100]	0 [0, 6309]	71629 [70414, 74488]	39122 [36465, 41406]	0 [0, 1512]	0 [0, 1343]	2.7318 [0.8217, 5.1876]	1.3135 [0.832, 2.1215]
Punjab	Hoshiarpur	5.03 [4.57, 6.1]	2.88 [1.9, 3.74]	0 [0, 0.56]	0 [0, 0.5]	35274 [32058, 42770]	20222 [13350, 26203]	0 [0, 3951]	0 [0, 3535]	32128 [29198, 38955]	18418 [12159, 23865]	0 [0, 3599]	0 [0, 3220]	3147 [2860, 3815]	1804 [1191, 2337]	0 [0, 352]	0 [0, 315]	0.3591 [0.1318, 0.8445]	0.1716 [0.1173, 0.3376]
Punjab	Jalandhar	6.96 [6.41, 8.18]	0 [0, 0.98]	0 [0, 0.64]	0 [0, 0.59]	50814 [46831, 59793]	0 [0, 7127]	0 [0, 4680]	0 [0, 4291]	43495 [40086, 51181]	0 [0, 6100]	0 [0, 4006]	0 [0, 3673]	7318 [6745, 8612]	0 [0, 1026]	0 [0, 674]	0 [0, 618]	0.1827 [0.0166, 0.5717]	0.0648 [0.0466, 0.2004]
Punjab	Kapurthala	12.09 [11.35, 13.65]	0 [0, 1.23]	0 [0, 0.8]	0 [0, 0.76]	45271 [42522, 51124]	0 [0, 4604]	0 [0, 2993]	0 [0, 2862]	39653 [37245, 44780]	0 [0, 4033]	0 [0, 2621]	0 [0, 2507]	5618 [5277, 6344]	0 [0, 571]	0 [0, 371]	0 [0, 355]	0.4368 [0.0876, 1.2234]	0.1553 [0.1233, 0.4326]
Punjab	Ludhiana	29.4 [28.96, 30.44]	0 [0, 0.83]	0 [0, 0.55]	0 [0, 0.49]	398368 [392378 , 412427]	0 [0, 11230]	0 [0, 7428]	0 [0, 6612]	296403 [291946 , 306863]	0 [0, 8355]	0 [0, 5527]	0 [0, 4919]	101966 [100433 , 105564]	0 [0, 2874]	0 [0, 1901]	0 [0, 1692]	0.8915 [0, 1.998]	0.3178 [0.1289, 0.5976]
Punjab	Mansa	23.39 [22.78, 24.75]	0 [0, 1.07]	0 [0, 0.7]	0 [0, 0.65]	84981 [82752, 89893]	0 [0, 3885]	0 [0, 2541]	0 [0, 2369]	65624 [63903, 69418]	0 [0, 3000]	0 [0, 1962]	0 [0, 1830]	19357 [18849, 20476]	0 [0, 885]	0 [0, 579]	0 [0, 540]	0.8646 [0, 1.9219]	0.3082 [0.1507, 0.5936]
Punjab	Moga	17.36 [16.77, 18.66]	0 [0, 1.03]	0 [0, 0.68]	0 [0, 0.63]	83433 [80617, 89694]	0 [0, 4959]	0 [0, 3248]	0 [0, 3009]	74254 [71748, 79827]	0 [0, 4413]	0 [0, 2891]	0 [0, 2678]	9179 [8869, 9867]	0 [0, 546]	0 [0, 357]	0 [0, 331]	0.6576 [0, 1.5663]	0.2341 [0.1475, 0.5105]
Punjab	Muktsar	8.13 [7.59, 9.37]	0.06 [0, 1.04]	0 [0, 0.64]	0.11 [0, 0.7]	30783 [28706, 35460]	215 [0, 3926]	0 [0, 2436]	431 [0, 2667]	22687 [21157, 26134]	159 [0, 2894]	0 [0, 1796]	317 [0, 1965]	8096 [7550, 9326]	57 [0, 1033]	0 [0, 641]	113 [0, 701]	0.2845 [0.0274, 0.7522]	0.1095 [0.0736, 0.2776]
Punjab	Patiala	32.72 [32.25, 33.8]	0 [0, 0.86]	0 [0, 0.57]	0 [0, 0.51]	250988 [247409 , 259302]	0 [0, 6630]	0 [0, 4377]	0 [0, 3926]	195743 [192952 , 202227]	0 [0, 5171]	0 [0, 3414]	0 [0, 3062]	55245 [54457, 57075]	0 [0, 1459]	0 [0, 964]	0 [0, 864]	1.0351 [0, 2.4749]	0.3693 [0.0776, 0.7318]
Punjab	Rupnagar	16 [15.17, 17.73]	0 [0, 1.35]	0 [0, 0.88]	0 [0, 0.85]	37994 [36023, 42094]	0 [0, 3213]	0 [0, 2079]	0 [0, 2024]	32592 [30901, 36109]	0 [0, 2756]	0 [0, 1784]	0 [0, 1736]	5402 [5122, 5985]	0 [0, 457]	0 [0, 296]	0 [0, 288]	0.4365 [0, 1.2017]	0.1551 [0.0808, 0.3681]
Punjab	Sahibzada Ajit Singh Nagar	1.27 [0.3, 3.22]	0 [0, 1.52]	0 [0, 0.98]	0 [0, 0.97]	2419 [577, 6141]	0 [0, 2904]	0 [0, 1869]	0 [0, 1859]	1726 [412, 4382]	0 [0, 2072]	0 [0, 1334]	0 [0, 1327]	693 [165, 1759]	0 [0, 832]	0 [0, 535]	0 [0, 532]	0.0192 [0.0077, 0.2136]	0.0068 [0.0068, 0.1324]
Punjab	Sangrur	36.93 [36.49, 37.97]	0 [0, 0.83]	0 [0, 0.55]	0 [0, 0.49]	300207 [296604 , 308659]	0 [0, 6751]	0 [0, 4465]	0 [0, 3976]	262502 [259351 , 269892]	0 [0, 5903]	0 [0, 3904]	0 [0, 3476]	37705 [37253, 38767]	0 [0, 848]	0 [0, 561]	0 [0, 499]	1.4126 [0, 3.2276]	0.5053 [0.1653, 0.9364]
Punjab	Shahid Bhagat Singh Nagar	28.47 [27.6, 30.26]	0.11 [0, 1.51]	0 [0, 0.9]	0 [0, 0.89]	85827 [83211, 91222]	343 [0, 4565]	0 [0, 2728]	0 [0, 2672]	74239 [71976, 78905]	296 [0, 3949]	0 [0, 2360]	0 [0, 2312]	11588 [11235, 12317]	46 [0, 616]	0 [0, 368]	0 [0, 361]	1.1031 [0.1317, 2.5435]	0.3957 [0.2567, 0.8136]
Punjab	Tarn Taran	7.35 [6.77, 8.63]	0.03 [0, 1.05]	0 [0, 0.67]	0 [0, 0.62]	68570 [63192, 80566]	286 [0, 9791]	0 [0, 6230]	0 [0, 5758]	61486 [56664, 72243]	256 [0, 8780]	0 [0, 5587]	0 [0, 5163]	7084 [6528, 8323]	30 [0, 1012]	0 [0, 644]	0 [0, 595]	0.4852 [0.0671, 1.3359]	0.1734 [0.1314, 0.5304]
Rajasthan	Ajmer	0.14 [0, 0.81]	0 [0, 0.54]	0 [0, 0.37]	0 [0, 0.3]	1132 [0, 6379]	0 [0, 4261]	0 [0, 2872]	0 [0, 2366]	1023 [0, 5766]	0 [0, 3851]	0 [0, 2596]	0 [0, 2139]	109 [0, 613]	0 [0, 410]	0 [0, 276]	0 [0, 227]	0.0035 [0.0035, 0.1053]	0.0012 [0.0012, 0.063]
Rajasthan	Alwar	0 [0, 0.67]	0 [0, 0.55]	0 [0, 0.37]	0 [0, 0.3]	0 [0, 14974]	0 [0, 12155]	0 [0, 8191]	0 [0, 6758]	0 [0, 13691]	0 [0, 11114]	0 [0, 7489]	0 [0, 6179]	0 [0, 1282]	0 [0, 1041]	0 [0, 701]	0 [0, 579]	0 [0, 0.2116]	0 [0, 0.1271]
Rajasthan	Banswara	0.14 [0, 1.09]	0 [0, 0.76]	0 [0, 0.51]	0 [0, 0.44]	1789 [0, 13990]	0 [0, 9777]	0 [0, 6492]	0 [0, 5690]	1734 [0, 13555]	0 [0, 9473]	0 [0, 6290]	0 [0, 5513]	56 [0, 435]	0 [0, 304]	0 [0, 202]	0 [0, 177]	0.0079 [0.0079, 0.3832]	0.0028 [0.0028, 0.2193]

Rajasthan	Baran	0.24 [0, 1]	0 [0, 0.61]	0 [0, 0.41]	0 [0, 0.35]	1924 [0, 8019]	0 [0, 4926]	0 [0, 3303]	0 [0, 2781]	1765 [0, 7357]	0 [0, 4519]	0 [0, 3030]	0 [0, 2552]	159 [0, 662]	0 [0, 407]	0 [0, 273]	0 [0, 230]	0.0124 [0.0009, 0.2621]	0.0044 [0.0044, 0.1556]
Rajasthan	Barmer	0.01 [0, 0.36]	0 [0, 0.29]	0 [0, 0.2]	0 [0, 0.15]	21 [0, 1383]	0 [0, 1132]	0 [0, 785]	0 [0, 578]	21 [0, 1369]	0 [0, 1122]	0 [0, 777]	0 [0, 572]	0 [0, 13]	0 [0, 11]	0 [0, 7]	0 [0, 6]	0.0001 [0.0001, 0.0285]	0 [0, 0.0163]
Rajasthan	Bharatpur	0.03 [0, 0.91]	0 [0, 0.71]	0 [0, 0.47]	0 [0, 0.41]	369 [0, 11139]	0 [0, 8655]	0 [0, 5766]	0 [0, 4986]	342 [0, 10327]	0 [0, 8024]	0 [0, 5346]	0 [0, 4622]	27 [0, 812]	0 [0, 631]	0 [0, 420]	0 [0, 364]	0.0011 [0.0011, 0.2083]	0.0004 [0.0004, 0.135]
Rajasthan	Bhilwara	0.12 [0, 0.72]	0 [0, 0.49]	0 [0, 0.33]	0 [0, 0.27]	1253 [0, 7617]	0 [0, 5188]	0 [0, 3513]	0 [0, 2841]	1146 [0, 6966]	0 [0, 4745]	0 [0, 3213]	0 [0, 2598]	107 [0, 651]	0 [0, 444]	0 [0, 300]	0 [0, 243]	0.0041 [0.0041, 0.1343]	0.0015 [0.0015, 0.0788]
Rajasthan	Bikaner	0.04 [0, 0.38]	0.02 [0, 0.3]	0.01 [0, 0.2]	0 [0, 0.14]	111 [0, 1040]	48 [0, 823]	21 [0, 558]	0 [0, 393]	109 [0, 1029]	48 [0, 814]	21 [0, 552]	0 [0, 389]	1 [0, 11]	1 [0, 9]	0 [0, 6]	0 [0, 4]	0.0008 [0.0008, 0.0204]	0.0004 [0.0004, 0.0122]
Rajasthan	Bundi	0.12 [0, 0.97]	0 [0, 0.68]	0 [0, 0.45]	0 [0, 0.39]	955 [0, 7392]	0 [0, 5182]	0 [0, 3459]	0 [0, 2967]	904 [0, 7003]	0 [0, 4909]	0 [0, 3277]	0 [0, 2811]	50 [0, 389]	0 [0, 273]	0 [0, 182]	0 [0, 156]	0.0068 [0.0068, 0.3027]	0.0024 [0.0024, 0.1918]
Rajasthan	Chittaurgarh	0.16 [0, 0.88]	0 [0, 0.58]	0 [0, 0.39]	0.05 [0, 0.37]	1305 [0, 7023]	0 [0, 4631]	0 [0, 3113]	408 [0, 3002]	1239 [0, 6664]	0 [0, 4395]	0 [0, 2954]	387 [0, 2849]	67 [0, 359]	0 [0, 237]	0 [0, 159]	21 [0, 153]	0.0134 [0.0126, 0.1833]	0.009 [0.009, 0.1164]
Rajasthan	Churu	0.01 [0, 0.51]	0 [0, 0.42]	0 [0, 0.29]	0 [0, 0.22]	8 [0, 747]	0 [0, 606]	0 [0, 413]	0 [0, 325]	8 [0, 725]	0 [0, 588]	0 [0, 401]	0 [0, 315]	0 [0, 22]	0 [0, 18]	0 [0, 12]	0 [0, 10]	0 [0, 0.0199]	0 [0, 0.0109]
Rajasthan	Dausa	0 [0, 1.08]	0 [0, 0.86]	0 [0, 0.57]	0 [0, 0.51]	0 [0, 12052]	0 [0, 9613]	0 [0, 6348]	0 [0, 5689]	0 [0, 11549]	0 [0, 9211]	0 [0, 6083]	0 [0, 5451]	0 [0, 504]	0 [0, 402]	0 [0, 265]	0 [0, 238]	0 [0, 0.3859]	0 [0, 0.2385]
Rajasthan	Dhaulpur	0.08 [0, 1.24]	0 [0, 0.92]	0 [0, 0.61]	0 [0, 0.55]	620 [0, 10091]	0 [0, 7533]	0 [0, 4959]	0 [0, 4502]	579 [0, 9422]	0 [0, 7033]	0 [0, 4630]	0 [0, 4204]	41 [0, 670]	0 [0, 500]	0 [0, 329]	0 [0, 299]	0.0041 [0.0041, 0.437]	0.0014 [0.0014, 0.2376]
Rajasthan	Dungarpur	0 [0, 1.04]	0 [0, 0.83]	0 [0, 0.55]	0 [0, 0.49]	0 [0, 9461]	0 [0, 7556]	0 [0, 4997]	0 [0, 4451]	0 [0, 9167]	0 [0, 7321]	0 [0, 4841]	0 [0, 4313]	0 [0, 295]	0 [0, 235]	0 [0, 156]	0 [0, 139]	0 [0, 0.3599]	0 [0, 0.2058]
Rajasthan	Ganganagar	0.29 [0.07, 0.87]	0.02 [0, 0.5]	0.01 [0, 0.33]	0 [0, 0.26]	444 [108, 1347]	32 [0, 770]	11 [0, 511]	0 [0, 402]	385 [94, 1169]	28 [0, 668]	9 [0, 443]	0 [0, 349]	59 [14, 178]	4 [0, 102]	1 [0, 68]	0 [0, 53]	0.0021 [0.002, 0.0268]	0.0009 [0.0009, 0.0148]
Rajasthan	Hanumangarh	0.59 [0.36, 1.19]	0.02 [0, 0.51]	0.07 [0, 0.4]	0.05 [0, 0.32]	880 [539, 1790]	23 [0, 764]	102 [0, 603]	68 [0, 474]	825 [505, 1678]	21 [0, 716]	95 [0, 565]	63 [0, 444]	55 [34, 112]	1 [0, 48]	6 [0, 38]	4 [0, 30]	0.0062 [0.0027, 0.0333]	0.0033 [0.0022, 0.0196]
Rajasthan	Jaipur	0.01 [0, 0.59]	0 [0, 0.47]	0 [0, 0.32]	0 [0, 0.26]	307 [0, 13279]	0 [0, 10594]	0 [0, 7188]	0 [0, 5766]	258 [0, 11190]	0 [0, 8927]	0 [0, 6058]	0 [0, 4859]	48 [0, 2089]	0 [0, 1666]	0 [0, 1131]	0 [0, 907]	0.0004 [0.0004, 0.0996]	0.0001 [0.0001, 0.0602]
Rajasthan	Jaisalmer	0.07 [0, 0.36]	0.12 [0, 0.36]	0.05 [0.01, 0.22]	0 [0, 0.13]	88 [0, 475]	150 [0, 474]	65 [18, 291]	5 [0, 167]	88 [0, 475]	150 [0, 473]	65 [18, 291]	5 [0, 167]	0 [0, 1]	0 [0, 1]	0 [0, 0]	0 [0, 0]	0.0064 [0.0024, 0.0383]	0.004 [0.0014, 0.0213]
Rajasthan	Jalor	0.01 [0, 0.61]	0 [0, 0.48]	0 [0, 0.33]	0 [0, 0.27]	53 [0, 2208]	0 [0, 1758]	0 [0, 1191]	0 [0, 961]	52 [0, 2196]	0 [0, 1748]	0 [0, 1185]	0 [0, 956]	0 [0, 12]	0 [0, 9]	0 [0, 6]	0 [0, 5]	0.0002 [0.0002, 0.0619]	0.0001 [0.0001, 0.0368]
Rajasthan	Jhalawar	0.05 [0, 0.84]	0 [0, 0.64]	0 [0, 0.43]	0 [0, 0.36]	327 [0, 5535]	0 [0, 4202]	0 [0, 2811]	0 [0, 2388]	307 [0, 5206]	0 [0, 3952]	0 [0, 2644]	0 [0, 2246]	19 [0, 330]	0 [0, 250]	0 [0, 167]	0 [0, 142]	0.0018 [0.0015, 0.173]	0.0006 [0.0006, 0.1212]
Rajasthan	Jhunjhunun	0 [0, 0.8]	0 [0, 0.65]	0 [0, 0.43]	0 [0, 0.37]	0 [0, 4602]	0 [0, 3711]	0 [0, 2482]	0 [0, 2112]	0 [0, 4423]	0 [0, 3566]	0 [0, 2385]	0 [0, 2030]	0 [0, 180]	0 [0, 145]	0 [0, 97]	0 [0, 82]	0 [0, 0.1147]	0 [0, 0.071]
Rajasthan	Jodhpur	0 [0, 0.4]	0 [0, 0.33]	0 [0, 0.22]	0 [0, 0.17]	21 [0, 2520]	21 [0, 2091]	0 [0, 1427]	0 [0, 1071]	21 [0, 2437]	21 [0, 2022]	0 [0, 1380]	0 [0, 1036]	1 [0, 83]	1 [0, 69]	0 [0, 47]	0 [0, 35]	0.0001 [0.0001, 0.0323]	0.0001 [0.0001, 0.021]
Rajasthan	Karauli	0.05 [0, 0.94]	0 [0, 0.72]	0 [0, 0.48]	0.02 [0, 0.43]	378 [0, 7627]	0 [0, 5822]	0 [0, 3876]	126 [0, 3487]	358 [0, 7237]	0 [0, 5525]	0 [0, 3678]	119 [0, 3309]	19 [0, 390]	0 [0, 297]	0 [0, 198]	6 [0, 178]	0.0042 [0.0042, 0.263]	0.0029 [0.0029, 0.149]
Rajasthan	Kota	0.11 [0, 0.96]	0 [0, 0.68]	0 [0, 0.46]	0 [0, 0.39]	842 [0, 7178]	0 [0, 5099]	0 [0, 3402]	0 [0, 2923]	611 [0, 5215]	0 [0, 3705]	0 [0, 2472]	0 [0, 2124]	230 [0, 1963]	0 [0, 1394]	0 [0, 930]	0 [0, 799]	0.0034 [0.0034, 0.1624]	0.0012 [0.0012, 0.0976]
Rajasthan	Nagaur	0 [0, 0.45]	0 [0, 0.37]	0 [0, 0.25]	0 [0, 0.2]	0 [0, 1644]	0 [0, 1355]	0 [0, 929]	0 [0, 714]	0 [0, 1576]	0 [0, 1299]	0 [0, 890]	0 [0, 685]	0 [0, 68]	0 [0, 56]	0 [0, 38]	0 [0, 30]	0 [0, 0.0278]	0 [0, 0.0155]
Rajasthan	Pali	0.06 [0, 0.61]	0 [0, 0.45]	0 [0, 0.31]	0 [0, 0.24]	281 [0, 2748]	0 [0, 2018]	0 [0, 1372]	0 [0, 1092]	262 [0, 2566]	0 [0, 1885]	0 [0, 1281]	0 [0, 1020]	19 [0, 182]	0 [0, 134]	0 [0, 91]	0 [0, 72]	0.0011 [0.0011, 0.0647]	0.0004 [0.0004, 0.0371]
Rajasthan	Pratapgarh	0.02 [0, 0.99]	0 [0, 0.78]	0 [0, 0.52]	0 [0, 0.45]	92 [0, 5029]	0 [0, 3952]	0 [0, 2622]	0 [0, 2307]	89 [0, 4866]	0 [0, 3825]	0 [0, 2537]	0 [0, 2233]	3 [0, 162]	0 [0, 127]	0 [0, 84]	0 [0, 74]	0.0008 [0.0008, 0.2919]	0.0003 [0.0003, 0.1833]
Rajasthan	Rajsamand	0 [0, 0.91]	0 [0, 0.73]	0 [0, 0.49]	0 [0, 0.42]	0 [0, 4507]	0 [0, 3617]	0 [0, 2406]	0 [0, 2094]	0 [0, 4202]	0 [0, 3373]	0 [0, 2243]	0 [0, 1952]	0 [0, 304]	0 [0, 244]	0 [0, 163]	0 [0, 141]	0 [0, 0.1865]	0 [0, 0.1233]
Rajasthan	Sawai Madhopur	0.18 [0, 1.07]	0 [0, 0.71]	0 [0, 0.47]	0 [0, 0.41]	1413 [0, 8244]	0 [0, 5489]	0 [0, 3656]	0 [0, 3164]	1261 [0, 7362]	0 [0, 4902]	0 [0, 3264]	0 [0, 2826]	151 [0, 882]	0 [0, 587]	0 [0, 391]	0 [0, 339]	0.0084 [0.0084, 0.2517]	0.003 [0.003, 0.1688]

Rajasthan	Sikar	0 [0, 0.7]	0 [0, 0.57]	0 [0, 0.38]	0 [0, 0.32]	0 [0, 6147]	0 [0, 4982]	0 [0, 3351]	0 [0, 2785]	0 [0, 5835]	0 [0, 4729]	0 [0, 3181]	0 [0, 2644]	0 [0, 312]	0 [0, 253]	0 [0, 170]	0 [0, 141]	0 [0, 0.1149]	0 [0, 0.0728]
Rajasthan	Sirohi	0 [0, 0.88]	0 [0, 0.71]	0 [0, 0.47]	0 [0, 0.41]	0 [0, 3623]	0 [0, 2911]	0 [0, 1940]	0 [0, 1677]	0 [0, 3302]	0 [0, 2654]	0 [0, 1768]	0 [0, 1529]	0 [0, 321]	0 [0, 258]	0 [0, 172]	0 [0, 148]	0 [0, 0.1728]	0 [0, 0.1062]
Rajasthan	Tonk	0.36 [0.07, 1.09]	0.03 [0, 0.62]	0 [0, 0.4]	0.01 [0, 0.34]	3181 [661, 9612]	281 [0, 5486]	0 [0, 3496]	94 [0, 3018]	2965 [616, 8960]	262 [0, 5113]	0 [0, 3259]	87 [0, 2813]	216 [45, 652]	19 [0, 372]	0 [0, 237]	6 [0, 205]	0.0222 [0.0181, 0.25]	0.0096 [0.0096, 0.1519]
Rajasthan	Udaipur	0 [0, 0.56]	0 [0, 0.46]	0 [0, 0.31]	0 [0, 0.25]	0 [0, 8475]	0 [0, 6925]	0 [0, 4703]	0 [0, 3760]	0 [0, 7725]	0 [0, 6312]	0 [0, 4287]	0 [0, 3427]	0 [0, 750]	0 [0, 613]	0 [0, 416]	0 [0, 333]	0 [0, 0.1231]	0 [0, 0.0804]
Sikkim	East	0 [0, 2.16]	0 [0, 1.68]	0 [0, 1.08]	0 [0, 1.09]	0 [0, 6]	0 [0, 5]	0 [0, 3]	0 [0, 3]	0 [0, 3]	0 [0, 2]	0 [0, 1]	0 [0, 1]	0 [0, 4]	0 [0, 3]	0 [0, 2]	0 [0, 2]	0 [0, 0.0011]	0 [0, 0.0007]
Sikkim	North	0 [0, 0.96]	0 [0, 0.77]	0 [0, 0.51]	0 [0, 0.45]	0 [0, 0]	0 [0, 0]	0 [0, 0]	0 [0, 0]	0 [0, 0]	0 [0, 0]	0 [0, 0]	0 [0, 0]	0 [0, 0]	0 [0, 0]	0 [0, 0]	0 [0, 0]	0 [0, 0.0001]	0 [0, 0.0001]
Sikkim	South	0 [0, 2.47]	0 [0, 1.91]	0 [0, 1.22]	0 [0, 1.26]	0 [0, 1]	0 [0, 1]	0 [0, 0]	0 [0, 0]	0 [0, 1]	0 [0, 1]	0 [0, 0]	0 [0, 0]	0 [0, 0]	0 [0, 0]	0 [0, 0]	0 [0, 0]	0 [0, 0.0003]	0 [0, 0.0002]
Sikkim	West	0.06 [0, 1.96]	0 [0, 1.48]	0 [0, 0.95]	0 [0, 0.94]	0 [0, 0]	0 [0, 0]	0 [0, 0]	0 [0, 0]	0 [0, 0]	0 [0, 0]	0 [0, 0]	0 [0, 0]	0 [0, 0]	0 [0, 0]	0 [0, 0]	0 [0, 0]	0 [0, 0.0001]	0 [0, 0]
Tamil Nadu	Ariyalur	0 [0, 1.54]	0 [0, 1.21]	0 [0, 0.79]	0 [0, 0.75]	0 [0, 861]	0 [0, 677]	0 [0, 441]	0 [0, 420]	0 [0, 810]	0 [0, 637]	0 [0, 415]	0 [0, 395]	0 [0, 51]	0 [0, 40]	0 [0, 26]	0 [0, 25]	0 [0, 0.0556]	0 [0, 0.0357]
Tamil Nadu	Chennai	0 [0, 6.7]	0 [0, 4.99]	0 [0, 3.05]	0 [0, 3.77]	0 [0, 47910]	0 [0, 35689]	0 [0, 21788]	0 [0, 26917]	0 [0, 0]	0 [0, 0]	0 [0, 0]	0 [0, 0]	0 [0, 47910]	0 [0, 35689]	0 [0, 21788]	0 [0, 26917]	0 [0, 0.5391]	0 [0, 0.3367]
Tamil Nadu	Coimbatore	0.11 [0, 1.08]	0 [0, 0.78]	0 [0, 0.51]	0 [0, 0.45]	120 [0, 1193]	0 [0, 859]	0 [0, 570]	0 [0, 501]	78 [0, 777]	0 [0, 559]	0 [0, 371]	0 [0, 326]	42 [0, 416]	0 [0, 300]	0 [0, 199]	0 [0, 175]	0.0003 [0.0003, 0.0167]	0.0001 [0.0001, 0.0098]
Tamil Nadu	Cuddalore	0 [0, 1.09]	0 [0, 0.87]	0 [0, 0.58]	0 [0, 0.52]	0 [0, 5468]	0 [0, 4359]	0 [0, 2877]	0 [0, 2584]	0 [0, 3181]	0 [0, 2536]	0 [0, 1674]	0 [0, 1503]	0 [0, 2287]	0 [0, 1823]	0 [0, 1203]	0 [0, 1081]	0 [0, 0.1039]	0 [0, 0.0669]
Tamil Nadu	Dharmapuri	0 [0, 0.98]	0 [0, 0.79]	0 [0, 0.52]	0 [0, 0.46]	0 [0, 3871]	0 [0, 3098]	0 [0, 2054]	0 [0, 1811]	0 [0, 3165]	0 [0, 2533]	0 [0, 1679]	0 [0, 1481]	0 [0, 706]	0 [0, 565]	0 [0, 375]	0 [0, 330]	0 [0, 0.1263]	0 [0, 0.0812]
Tamil Nadu	Dindigul	0.01 [0, 0.85]	0 [0, 0.68]	0 [0, 0.45]	0 [0, 0.39]	36 [0, 2195]	0 [0, 1739]	0 [0, 1160]	0 [0, 995]	23 [0, 1429]	0 [0, 1132]	0 [0, 755]	0 [0, 648]	12 [0, 766]	0 [0, 607]	0 [0, 405]	0 [0, 347]	0.0001 [0.0001, 0.0496]	0 [0, 0.0309]
Tamil Nadu	Erode	0.03 [0, 0.89]	0 [0, 0.69]	0 [0, 0.46]	0 [0, 0.4]	95 [0, 2920]	0 [0, 2272]	0 [0, 1515]	0 [0, 1305]	55 [0, 1676]	0 [0, 1304]	0 [0, 869]	0 [0, 749]	41 [0, 1244]	0 [0, 968]	0 [0, 645]	0 [0, 556]	0.0003 [0.0003, 0.0688]	0.0001 [0.0001, 0.0383]
Tamil Nadu	Kancheepuram	0.04 [0, 1]	0 [0, 0.78]	0.02 [0, 0.53]	0 [0, 0.45]	235 [0, 6553]	0 [0, 5059]	118 [0, 3474]	0 [0, 2951]	42 [0, 1164]	0 [0, 899]	21 [0, 617]	0 [0, 524]	194 [0, 5389]	0 [0, 4160]	97 [0, 2857]	0 [0, 2427]	0.001 [0.001, 0.0871]	0.0006 [0.0006, 0.0483]
Tamil Nadu	Kanniyakumari	0.2 [0, 1.88]	0 [0, 1.31]	0 [0, 0.85]	0 [0, 0.82]	421 [0, 3936]	0 [0, 2758]	0 [0, 1787]	0 [0, 1730]	61 [0, 572]	0 [0, 401]	0 [0, 260]	0 [0, 252]	360 [0, 3364]	0 [0, 2357]	0 [0, 1527]	0 [0, 1478]	0.0018 [0.0018, 0.093]	0.0006 [0.0006, 0.0674]
Tamil Nadu	Karur	0.03 [0, 1.28]	0 [0, 0.99]	0 [0, 0.65]	0 [0, 0.6]	28 [0, 1238]	0 [0, 960]	0 [0, 630]	0 [0, 579]	19 [0, 823]	0 [0, 638]	0 [0, 418]	0 [0, 385]	9 [0, 416]	0 [0, 322]	0 [0, 212]	0 [0, 195]	0.0002 [0.0002, 0.0603]	0.0001 [0.0001, 0.0352]
Tamil Nadu	Krishnagiri	0 [0, 0.92]	0 [0, 0.73]	0 [0, 0.49]	0 [0, 0.43]	0 [0, 2995]	0 [0, 2404]	0 [0, 1599]	0 [0, 1392]	0 [0, 2295]	0 [0, 1842]	0 [0, 1225]	0 [0, 1067]	0 [0, 700]	0 [0, 562]	0 [0, 374]	0 [0, 325]	0 [0, 0.0798]	0 [0, 0.0486]
Tamil Nadu	Madurai	0.02 [0, 1.12]	0 [0, 0.88]	0 [0, 0.58]	0 [0, 0.52]	79 [0, 3889]	0 [0, 3037]	0 [0, 2004]	0 [0, 1801]	26 [0, 1275]	0 [0, 996]	0 [0, 657]	0 [0, 591]	53 [0, 2614]	0 [0, 2041]	0 [0, 1347]	0 [0, 1211]	0.0002 [0.0002, 0.0635]	0.0001 [0.0001, 0.038]
Tamil Nadu	Nagappattinam	0.47 [0, 1.82]	0 [0, 1.07]	0 [0, 0.7]	0 [0, 0.65]	2483 [0, 9605]	0 [0, 5633]	0 [0, 3684]	0 [0, 3435]	2064 [0, 7987]	0 [0, 4684]	0 [0, 3063]	0 [0, 2856]	418 [0, 1618]	0 [0, 949]	0 [0, 621]	0 [0, 579]	0.0121 [0.0102, 0.2253]	0.0043 [0.0043, 0.1373]
Tamil Nadu	Namakkal	0.07 [0, 1.22]	0 [0, 0.91]	0 [0, 0.6]	0 [0, 0.54]	177 [0, 2909]	0 [0, 2175]	0 [0, 1432]	0 [0, 1297]	116 [0, 1913]	0 [0, 1430]	0 [0, 942]	0 [0, 853]	60 [0, 996]	0 [0, 745]	0 [0, 490]	0 [0, 444]	0.0008 [0.0008, 0.09]	0.0003 [0.0003, 0.0491]
Tamil Nadu	Perambalur	0 [0, 1.63]	0 [0, 1.28]	0 [0, 0.83]	0 [0, 0.8]	0 [0, 992]	0 [0, 779]	0 [0, 505]	0 [0, 487]	0 [0, 797]	0 [0, 626]	0 [0, 406]	0 [0, 391]	0 [0, 195]	0 [0, 153]	0 [0, 99]	0 [0, 96]	0 [0, 0.0831]	0 [0, 0.0539]
Tamil Nadu	Pudukkottai	0.04 [0, 1.01]	0 [0, 0.78]	0 [0, 0.51]	0 [0, 0.45]	59 [0, 1652]	0 [0, 1275]	0 [0, 846]	0 [0, 744]	51 [0, 1411]	0 [0, 1089]	0 [0, 723]	0 [0, 636]	9 [0, 241]	0 [0, 186]	0 [0, 124]	0 [0, 109]	0.0003 [0.0003, 0.0511]	0.0001 [0.0001, 0.0281]
Tamil Nadu	Ramanathapuram	0.04 [0, 1.1]	0 [0, 0.85]	0.02 [0, 0.58]	0 [0, 0.5]	46 [0, 1194]	0 [0, 916]	23 [0, 629]	0 [0, 541]	32 [0, 828]	0 [0, 635]	16 [0, 436]	0 [0, 375]	14 [0, 366]	0 [0, 281]	7 [0, 193]	0 [0, 166]	0.0006 [0.0006, 0.0437]	0.0004 [0.0004, 0.025]
Tamil Nadu	Salem	0 [0, 0.91]	0 [0, 0.73]	0 [0, 0.49]	0 [0, 0.42]	0 [0, 3309]	0 [0, 2656]	0 [0, 1767]	0 [0, 1537]	0 [0, 2051]	0 [0, 1646]	0 [0, 1095]	0 [0, 952]	0 [0, 1258]	0 [0, 1010]	0 [0, 672]	0 [0, 584]	0 [0, 0.0493]	0 [0, 0.0287]
Tamil Nadu	Sivaganga	0.02 [0, 1.04]	0 [0, 0.81]	0 [0, 0.54]	0 [0, 0.48]	38 [0, 1999]	0 [0, 1567]	0 [0, 1037]	0 [0, 920]	26 [0, 1364]	0 [0, 1070]	0 [0, 708]	0 [0, 628]	12 [0, 635]	0 [0, 498]	0 [0, 329]	0 [0, 292]	0.0002 [0.0002, 0.0718]	0.0001 [0.0001, 0.0465]
Tamil Nadu	Thanjavur	0.05 [0, 1.2]	0 [0, 0.91]	0.02 [0, 0.63]	0 [0, 0.54]	192 [0, 4651]	0 [0, 3548]	96 [0, 2433]	0 [0, 2117]	131 [0, 3154]	0 [0, 2406]	65 [0, 1650]	0 [0, 1436]	62 [0, 1497]	0 [0, 1142]	31 [0, 783]	0 [0, 681]	0.0014 [0.0014, 0.0833]	0.0008 [0.0008, 0.0551]
Tamil Nadu	The Nilgiris	0.1 [0, 1.43]	0 [0, 1.06]	0 [0, 0.69]	0 [0, 0.64]	10 [0, 139]	0 [0, 102]	0 [0, 67]	0 [0, 62]	5 [0, 73]	0 [0, 54]	0 [0, 35]	0 [0, 33]	5 [0, 66]	0 [0, 49]	0 [0, 32]	0 [0, 30]	0.0001 [0.0001, 0.0089]	0 [0, 0.0056]

Tamil Nadu	Theni	0 [0, 1.26]	0 [0, 1]	0 [0, 0.66]	0 [0, 0.6]	0 [0, 579]	0 [0, 459]	0 [0, 301]	0 [0, 278]	0 [0, 302]	0 [0, 239]	0 [0, 157]	0 [0, 145]	0 [0, 277]	0 [0, 220]	0 [0, 144]	0 [0, 133]	0 [0, 0.0231]	0 [0, 0.0144]
Tamil Nadu	Thiruvallur	0 [0, 1.17]	0 [0, 0.93]	0 [0, 0.61]	0 [0, 0.56]	0 [0, 8128]	0 [0, 6463]	0 [0, 4254]	0 [0, 3866]	0 [0, 1044]	0 [0, 830]	0 [0, 547]	0 [0, 497]	0 [0, 7084]	0 [0, 5633]	0 [0, 3707]	0 [0, 3369]	0 [0, 0.1253]	0 [0, 0.0661]
Tamil Nadu	Thiruvarur	0.55 [0, 1.98]	0 [0, 1.12]	0.07 [0, 0.81]	0 [0, 0.69]	1679 [0, 5982]	0 [0, 3397]	224 [0, 2441]	0 [0, 2086]	1309 [0, 4666]	0 [0, 2650]	175 [0, 1904]	0 [0, 1627]	369 [0, 1316]	0 [0, 748]	49 [0, 537]	0 [0, 459]	0.0139 [0.0022, 0.1976]	0.0064 [0.002, 0.1104]
Tamil Nadu	Thoothukkudi	0.51 [0.1, 1.49]	0 [0, 0.78]	0 [0, 0.52]	0 [0, 0.46]	858 [171, 2492]	0 [0, 1309]	0 [0, 868]	0 [0, 764]	466 [93, 1354]	0 [0, 711]	0 [0, 472]	0 [0, 415]	392 [78, 1139]	0 [0, 598]	0 [0, 397]	0 [0, 349]	0.0039 [0.0014, 0.0497]	0.0014 [0.0009, 0.0296]
Tamil Nadu	Tiruchirappalli	0.35 [0, 1.34]	0 [0, 0.79]	0 [0, 0.52]	0 [0, 0.46]	963 [0, 3647]	0 [0, 2147]	0 [0, 1424]	0 [0, 1256]	462 [0, 1749]	0 [0, 1030]	0 [0, 683]	0 [0, 602]	501 [0, 1898]	0 [0, 1117]	0 [0, 741]	0 [0, 653]	0.0028 [0.0018, 0.0496]	0.001 [0.001, 0.0326]
Tamil Nadu	Tirunelveli	0.11 [0, 0.91]	0 [0, 0.64]	0 [0, 0.43]	0 [0, 0.36]	271 [0, 2190]	0 [0, 1549]	0 [0, 1036]	0 [0, 880]	124 [0, 1007]	0 [0, 712]	0 [0, 477]	0 [0, 405]	146 [0, 1183]	0 [0, 836]	0 [0, 560]	0 [0, 475]	0.0007 [0.0007, 0.0313]	0.0002 [0.0002, 0.0186]
Tamil Nadu	Tiruppur	0 [0, 0.91]	0 [0, 0.73]	0 [0, 0.49]	0 [0, 0.42]	0 [0, 1652]	0 [0, 1326]	0 [0, 882]	0 [0, 767]	0 [0, 1206]	0 [0, 968]	0 [0, 644]	0 [0, 560]	0 [0, 446]	0 [0, 358]	0 [0, 238]	0 [0, 207]	0 [0, 0.0357]	0 [0, 0.0201]
Tamil Nadu	Tiruvannamalai	0 [0, 0.83]	0 [0, 0.67]	0 [0, 0.45]	0 [0, 0.38]	0 [0, 1841]	0 [0, 1483]	0 [0, 990]	0 [0, 847]	0 [0, 1187]	0 [0, 956]	0 [0, 639]	0 [0, 547]	0 [0, 653]	0 [0, 526]	0 [0, 351]	0 [0, 301]	0 [0, 0.0414]	0 [0, 0.0252]
Tamil Nadu	Vellore	0 [0, 0.84]	0 [0, 0.67]	0 [0, 0.45]	0 [0, 0.39]	0 [0, 4101]	0 [0, 3302]	0 [0, 2205]	0 [0, 1890]	0 [0, 2043]	0 [0, 1645]	0 [0, 1098]	0 [0, 941]	0 [0, 2058]	0 [0, 1657]	0 [0, 1106]	0 [0, 948]	0 [0, 0.0491]	0 [0, 0.0319]
Tamil Nadu	Viluppuram	0 [0, 0.77]	0 [0, 0.62]	0 [0, 0.42]	0 [0, 0.35]	0 [0, 2989]	0 [0, 2415]	0 [0, 1618]	0 [0, 1366]	0 [0, 2427]	0 [0, 1961]	0 [0, 1314]	0 [0, 1109]	0 [0, 562]	0 [0, 454]	0 [0, 304]	0 [0, 257]	0 [0, 0.0478]	0 [0, 0.0273]
Tamil Nadu	Virudunagar	0.02 [0, 1.03]	0 [0, 0.81]	0 [0, 0.53]	0 [0, 0.47]	43 [0, 2282]	0 [0, 1790]	0 [0, 1186]	0 [0, 1050]	26 [0, 1360]	0 [0, 1067]	0 [0, 707]	0 [0, 626]	17 [0, 922]	0 [0, 723]	0 [0, 479]	0 [0, 424]	0.0002 [0.0002, 0.0521]	0.0001 [0.0001, 0.0368]
Tripura	Dhalai	2.58 [1.95, 3.96]	1.95 [0.79, 3.04]	0 [0, 0.71]	0 [0, 0.67]	2117 [1601, 3247]	1602 [652, 2495]	0 [0, 584]	0 [0, 546]	1869 [1414, 2867]	1414 [575, 2203]	0 [0, 515]	0 [0, 482]	248 [187, 380]	187 [76, 292]	0 [0, 68]	0 [0, 64]	0.1055 [0.0479, 0.2994]	0.0521 [0.0327, 0.136]
Tripura	North Tripura	4.68 [4.01, 6.13]	2.76 [1.56, 3.9]	0 [0, 0.75]	0 [0, 0.7]	3650 [3128, 4782]	2154 [1220, 3047]	0 [0, 582]	0 [0, 549]	3284 [2815, 4302]	1938 [1098, 2741]	0 [0, 524]	0 [0, 494]	366 [314, 480]	216 [122, 306]	0 [0, 58]	0 [0, 55]	0.0865 [0.0196, 0.2354]	0.0414 [0.0312, 0.1088]
Tripura	South Tripura	0.15 [0, 1.3]	0.1 [0, 1.02]	0.05 [0, 0.65]	0 [0, 0.55]	437 [0, 3797]	291 [0, 2964]	146 [0, 1906]	0 [0, 1596]	399 [0, 3465]	266 [0, 2705]	133 [0, 1739]	0 [0, 1456]	38 [0, 332]	25 [0, 259]	13 [0, 167]	0 [0, 140]	0.012 [0.004, 0.2052]	0.0068 [0.0022, 0.1249]
Tripura	West Tripura	0.1 [0, 1.29]	0.05 [0, 0.99]	0 [0, 0.62]	0 [0, 0.56]	833 [0, 10247]	417 [0, 7900]	0 [0, 4923]	0 [0, 4482]	498 [0, 6122]	249 [0, 4719]	0 [0, 2941]	0 [0, 2678]	335 [0, 4126]	168 [0, 3181]	0 [0, 1982]	0 [0, 1805]	0.0073 [0.0073, 0.3037]	0.0034 [0.0034, 0.1817]
Uttar Pradesh	Agra	0.06 [0, 1.05]	0 [0, 0.8]	0 [0, 0.53]	0 [0, 0.47]	1553 [0, 28736]	0 [0, 21747]	0 [0, 14412]	0 [0, 12731]	1130 [0, 20913]	0 [0, 15826]	0 [0, 10488]	0 [0, 9265]	423 [0, 7824]	0 [0, 5921]	0 [0, 3924]	0 [0, 3466]	0.0028 [0.0028, 0.3572]	0.001 [0.001, 0.1791]
Uttar Pradesh	Aligarh	0.22 [0, 1.25]	0 [0, 0.82]	0 [0, 0.54]	0 [0, 0.48]	5754 [0, 32392]	0 [0, 21283]	0 [0, 14084]	0 [0, 12518]	4241 [0, 23874]	0 [0, 15687]	0 [0, 10380]	0 [0, 9226]	1513 [0, 8518]	0 [0, 5597]	0 [0, 3703]	0 [0, 3292]	0.0124 [0.0124, 0.3999]	0.0044 [0.0044, 0.2258]
Uttar Pradesh	Allahabad	0.15 [0, 1.02]	0.03 [0, 0.73]	0.03 [0, 0.5]	0.06 [0, 0.46]	4806 [0, 33052]	961 [0, 23669]	961 [0, 16094]	1922 [0, 14989]	4492 [0, 30894]	898 [0, 22123]	898 [0, 15043]	1797 [0, 14010]	314 [0, 2158]	63 [0, 1546]	63 [0, 1051]	126 [0, 979]	0.0201 [0.0107, 0.264]	0.0143 [0.0066, 0.1638]
Uttar Pradesh	Ambedkar Nagar	1.06 [0.45, 2.4]	0.4 [0, 1.46]	0 [0, 0.69]	0.03 [0, 0.68]	18177 [7769, 41162]	6817 [0, 25000]	0 [0, 11896]	568 [0, 11645]	16354 [6990, 37033]	6133 [0, 22492]	0 [0, 10703]	511 [0, 10477]	1824 [779, 4129]	684 [0, 2508]	0 [0, 1193]	57 [0, 1168]	0.107 [0.0495, 0.6747]	0.0516 [0.0334, 0.3823]
Uttar Pradesh	Auraiya	0.23 [0, 1.68]	0 [0, 1.14]	0.04 [0, 0.78]	0 [0, 0.7]	2355 [0, 17209]	0 [0, 11718]	392 [0, 8033]	0 [0, 7211]	2063 [0, 15073]	0 [0, 10263]	344 [0, 7036]	0 [0, 6316]	292 [0, 2136]	0 [0, 1455]	49 [0, 997]	0 [0, 895]	0.019 [0.019, 0.5332]	0.0092 [0.0092, 0.3231]
Uttar Pradesh	Azamgarh	4.65 [4.24, 5.61]	0.52 [0, 1.3]	0.23 [0, 0.75]	0.05 [0, 0.51]	176934 [161491, 213784]	19888 [0, 49399]	8915 [0, 28495]	2057 [0, 19272]	164180 [149850, 198375]	18454 [0, 45838]	8273 [0, 26441]	1909 [0, 17883]	12753 [11640, 15410]	1434 [0, 3561]	643 [0, 2054]	148 [0, 1389]	0.4128 [0.1158, 1.0857]	0.1851 [0.1065, 0.4388]
Uttar Pradesh	Baghpat	5.7 [4.84, 7.48]	0 [0, 1.4]	0 [0, 0.9]	0 [0, 0.88]	54041 [45851, 70945]	0 [0, 13231]	0 [0, 8551]	0 [0, 8370]	47361 [40184, 62176]	0 [0, 11596]	0 [0, 7494]	0 [0, 7336]	6680 [5667, 8769]	0 [0, 1635]	0 [0, 1057]	0 [0, 1035]	0.3266 [0.0706, 1.1651]	0.116 [0.1128, 0.6026]
Uttar Pradesh	Bahraich	2.44 [2.04, 3.39]	0.81 [0, 1.57]	0 [0, 0.51]	0.02 [0, 0.46]	55902 [46763, 77786]	18500 [0, 36034]	0 [0, 11641]	402 [0, 10611]	51110 [42754, 71117]	16914 [0, 32945]	0 [0, 10643]	368 [0, 9701]	4792 [4009, 6668]	1586 [0, 3089]	0 [0, 998]	34 [0, 910]	0.206 [0.0775, 0.6024]	0.0933 [0.0476, 0.276]
Uttar Pradesh	Ballia	12.32 [11.81, 13.49]	3.38 [2.34, 4.31]	0.46 [0.06, 1.07]	0.15 [0, 0.71]	327466 [313855, 358524]	89866 [62248, 114564]	12254 [1500, 28509]	4085 [0, 18857]	302332 [289766, 331007]	82969 [57470, 105771]	11314 [1385, 26320]	3771 [0, 17409]	25134 [24089, 27517]	6897 [4778, 8793]	941 [115, 2188]	314 [0, 1447]	1.2898 [0.32, 2.3978]	0.6079 [0.3572, 0.955]
Uttar Pradesh	Balrampur	1.58 [1.1, 2.68]	1.33 [0.33, 2.2]	0.02 [0, 0.6]	0 [0, 0.52]	23188 [16209, 39343]	19492 [4827, 32367]	336 [0, 8831]	0 [0, 7639]	21502 [15030, 36482]	18074 [4476, 30013]	312 [0, 8189]	0 [0, 7084]	1686 [1179, 2861]	1418 [351, 2354]	24 [0, 642]	0 [0, 556]	0.2194 [0.0894, 0.7683]	0.1105 [0.078, 0.3413]

Uttar Pradesh	Banda	0.1 [0, 1.04]	0 [0, 0.75]	0 [0, 0.5]	0 [0, 0.44]	1411 [0, 14361]	0 [0, 10382]	0 [0, 6897]	0 [0, 6034]	1288 [0, 13118]	0 [0, 9484]	0 [0, 6300]	0 [0, 5511]	122 [0, 1243]	0 [0, 899]	0 [0, 597]	0 [0, 522]	0.0062 [0.0062, 0.3491]	0.0022 [0.0022, 0.2141]
Uttar Pradesh	Bara Banki	0.51 [0.07, 1.53]	0.2 [0, 1.02]	0 [0, 0.54]	0 [0, 0.48]	12573 [1681, 38187]	5029 [0, 25494]	0 [0, 13542]	0 [0, 12036]	11610 [1552, 35260]	4644 [0, 23540]	0 [0, 12504]	0 [0, 11113]	964 [129, 2927]	385 [0, 1954]	0 [0, 1038]	0 [0, 923]	0.0528 [0.0247, 0.4732]	0.0241 [0.0179, 0.2456]
Uttar Pradesh	Bareilly	1.3 [0.86, 2.32]	0.2 [0, 1.02]	0 [0, 0.54]	0 [0, 0.48]	32094 [21354, 57391]	4938 [0, 25154]	0 [0, 13382]	0 [0, 11879]	22192 [14766, 39685]	3414 [0, 17394]	0 [0, 9253]	0 [0, 8214]	9902 [6588, 17706]	1523 [0, 7761]	0 [0, 4129]	0 [0, 3665]	0.073 [0.0387, 0.3786]	0.0297 [0.023, 0.1911]
Uttar Pradesh	Basti	2.73 [2.21, 3.92]	0.21 [0, 1.16]	0.08 [0, 0.7]	0 [0, 0.57]	44087 [35632, 63295]	3424 [0, 18687]	1284 [0, 11321]	0 [0, 9152]	41813 [33794, 60029]	3248 [0, 17723]	1218 [0, 10737]	0 [0, 8680]	2275 [1838, 3266]	177 [0, 964]	66 [0, 584]	0 [0, 472]	0.1713 [0.0576, 0.6377]	0.07 [0.0498, 0.311]
Uttar Pradesh	Bijnor	14.47 [14.07, 15.41]	0.12 [0, 0.88]	0 [0, 0.5]	0 [0, 0.44]	331651 [322589, 353381]	2780 [0, 20196]	0 [0, 11565]	0 [0, 10131]	271653 [264231, 289452]	2277 [0, 16542]	0 [0, 9473]	0 [0, 8298]	59998 [58359, 63929]	503 [0, 3654]	0 [0, 2092]	0 [0, 1833]	0.7172 [0.0683, 1.7514]	0.258 [0.172, 0.5581]
Uttar Pradesh	Budaun	0.16 [0, 1.04]	0.15 [0, 0.85]	0.01 [0, 0.48]	0 [0, 0.4]	4746 [0, 30089]	4315 [0, 24688]	431 [0, 14008]	0 [0, 11724]	4120 [0, 26122]	3746 [0, 21433]	375 [0, 12161]	0 [0, 10178]	626 [0, 3968]	569 [0, 3255]	57 [0, 1847]	0 [0, 1546]	0.0295 [0.0259, 0.3731]	0.0155 [0.0155, 0.239]
Uttar Pradesh	Bulandshahr	0.42 [0, 1.48]	0.04 [0, 0.89]	0 [0, 0.56]	0 [0, 0.5]	10748 [0, 37503]	1075 [0, 22431]	0 [0, 14116]	0 [0, 12604]	8680 [0, 30287]	868 [0, 18115]	0 [0, 11400]	0 [0, 10179]	2068 [0, 7215]	207 [0, 4316]	0 [0, 2716]	0 [0, 2425]	0.0287 [0.0194, 0.3902]	0.0112 [0.0112, 0.2414]
Uttar Pradesh	Chandauli	2.39 [1.82, 3.68]	2.15 [1.04, 3.17]	0.31 [0, 0.97]	0.06 [0, 0.68]	33034 [25068, 50802]	29646 [14359, 43724]	4235 [0, 13462]	847 [0, 9376]	30204 [22920, 46449]	27106 [13129, 39978]	3872 [0, 12309]	774 [0, 8572]	2830 [2148, 4353]	2540 [1230, 3746]	363 [0, 1153]	73 [0, 803]	0.4055 [0.1498, 1.0132]	0.2218 [0.1259, 0.5368]
Uttar Pradesh	Chitrakoot	0 [0, 1.16]	0 [0, 0.92]	0.03 [0, 0.63]	0 [0, 0.55]	0 [0, 8365]	0 [0, 6655]	182 [0, 4564]	0 [0, 3974]	0 [0, 7851]	0 [0, 6246]	170 [0, 4283]	0 [0, 3730]	0 [0, 515]	0 [0, 409]	11 [0, 281]	0 [0, 245]	0.0036 [0.0036, 0.4108]	0.0028 [0.0028, 0.2601]
Uttar Pradesh	Deoria	31.02 [30.45, 32.29]	2.34 [1.25, 3.35]	1.35 [0.88, 2.01]	0 [0, 0.61]	726602 [713268, 756416]	54918 [29171, 78550]	31683 [20657, 47179]	0 [0, 14296]	656375 [644330, 683308]	49610 [26352, 70958]	28621 [18660, 42619]	0 [0, 12915]	70227 [68938, 73109]	5308 [2819, 7592]	3062 [1997, 4560]	0 [0, 1382]	2.2551 [0, 4.2386]	0.9565 [0.5294, 1.5342]
Uttar Pradesh	Etah	0.09 [0, 1.37]	0.06 [0, 1.07]	0 [0, 0.66]	0 [0, 0.61]	1228 [0, 18489]	818 [0, 14499]	0 [0, 8969]	0 [0, 8281]	1081 [0, 16288]	721 [0, 12773]	0 [0, 7901]	0 [0, 7295]	146 [0, 2201]	97 [0, 1726]	0 [0, 1068]	0 [0, 986]	0.0122 [0.0122, 0.4868]	0.0059 [0.0059, 0.3013]
Uttar Pradesh	Etawah	0.07 [0, 1.4]	0 [0, 1.06]	0 [0, 0.69]	0 [0, 0.64]	752 [0, 16002]	0 [0, 12067]	0 [0, 7896]	0 [0, 7347]	656 [0, 13970]	0 [0, 10534]	0 [0, 6893]	0 [0, 6414]	95 [0, 2033]	0 [0, 1533]	0 [0, 1003]	0 [0, 933]	0.0038 [0.0038, 0.4633]	0.0013 [0.0013, 0.2885]
Uttar Pradesh	Faizabad	0.64 [0.1, 1.87]	0.28 [0, 1.25]	0.11 [0, 0.75]	0.03 [0, 0.61]	12051 [1883, 34994]	5239 [0, 23452]	2096 [0, 14058]	524 [0, 11485]	10693 [1671, 31050]	4649 [0, 20809]	1860 [0, 12473]	465 [0, 10191]	1358 [212, 3944]	590 [0, 2643]	236 [0, 1584]	59 [0, 1294]	0.0911 [0.0459, 0.5356]	0.0503 [0.0202, 0.3357]
Uttar Pradesh	Farrukhabad	0.49 [0, 1.87]	0.52 [0, 1.61]	0 [0, 0.71]	0 [0, 0.67]	7642 [0, 29210]	8188 [0, 25233]	0 [0, 11139]	0 [0, 10421]	6320 [0, 24158]	6771 [0, 20869]	0 [0, 9212]	0 [0, 8619]	1322 [0, 5053]	1416 [0, 4365]	0 [0, 1927]	0 [0, 1803]	0.0949 [0.0493, 0.7121]	0.0487 [0.0288, 0.387]
Uttar Pradesh	Fatehpur	0.18 [0, 1.16]	0 [0, 0.78]	0.04 [0, 0.56]	0.04 [0, 0.5]	3674 [0, 23196]	0 [0, 15626]	735 [0, 11096]	735 [0, 9866]	3469 [0, 21901]	0 [0, 14753]	694 [0, 10477]	694 [0, 9315]	205 [0, 1296]	0 [0, 873]	41 [0, 620]	41 [0, 551]	0.0236 [0.0207, 0.3831]	0.0152 [0.009, 0.243]
Uttar Pradesh	Firozabad	0.06 [0, 1.37]	0 [0, 1.04]	0 [0, 0.68]	0 [0, 0.63]	1157 [0, 25052]	0 [0, 18920]	0 [0, 12391]	0 [0, 11490]	894 [0, 19350]	0 [0, 14613]	0 [0, 9570]	0 [0, 8874]	263 [0, 5702]	0 [0, 4307]	0 [0, 2820]	0 [0, 2615]	0.0037 [0.0037, 0.5111]	0.0013 [0.0013, 0.2857]
Uttar Pradesh	Gautam Buddha Nagar	1.13 [0.29, 2.86]	0.21 [0, 1.57]	0.05 [0, 0.93]	0 [0, 0.86]	8332 [2152, 21172]	1587 [0, 11648]	397 [0, 6906]	0 [0, 6341]	4500 [1162, 11436]	857 [0, 6291]	214 [0, 3730]	0 [0, 3425]	3832 [990, 9736]	730 [0, 5356]	182 [0, 3176]	0 [0, 2916]	0.0586 [0.0368, 0.4466]	0.0261 [0.0261, 0.2633]
Uttar Pradesh	Ghaziabad	1.9 [1.24, 3.35]	0.19 [0, 1.33]	0 [0, 0.74]	0 [0, 0.7]	50488 [32830, 88805]	5049 [0, 35279]	0 [0, 19714]	0 [0, 18596]	22865 [14868, 40219]	2287 [0, 15977]	0 [0, 8928]	0 [0, 8422]	27623 [17962, 48587]	2762 [0, 19301]	0 [0, 10786]	0 [0, 10174]	0.1007 [0.0389, 0.5376]	0.0395 [0.0358, 0.3107]
Uttar Pradesh	Ghazipur	3.52 [3.05, 4.62]	3.86 [2.87, 4.74]	0.8 [0.44, 1.38]	0.09 [0, 0.61]	105349 [91138, 138247]	115611 [85743, 141831]	23943 [13070, 41244]	2736 [0, 18293]	101154 [87509, 132742]	111006 [82328, 136182]	22989 [12550, 39602]	2627 [0, 17564]	4196 [3630, 5506]	4604 [3415, 5649]	954 [521, 1643]	109 [0, 729]	0.8342 [0.2622, 1.6126]	0.4747 [0.3116, 0.8352]
Uttar Pradesh	Gonda	0.57 [0.15, 1.56]	0.21 [0, 1]	0.04 [0, 0.56]	0 [0, 0.46]	12317 [3221, 33890]	4516 [0, 21776]	821 [0, 12260]	0 [0, 10103]	11651 [3047, 32058]	4272 [0, 20598]	777 [0, 11597]	0 [0, 9556]	666 [174, 1833]	244 [0, 1178]	44 [0, 663]	0 [0, 546]	0.052 [0.017, 0.3849]	0.025 [0.0092, 0.2216]
Uttar Pradesh	Gorakhpur	13.98 [13.5, 15.07]	1.37 [0.37, 2.24]	0.36 [0, 0.94]	0.02 [0, 0.54]	398855 [385326, 430185]	39040 [10581, 64012]	10411 [68, 26889]	651 [0, 15464]	334056 [322725, 360297]	32697 [8862, 53612]	8719 [57, 22521]	545 [0, 12952]	64798 [62600, 69888]	6342 [1719, 10399]	1691 [11, 4368]	106 [0, 2512]	0.8787 [0.1521, 1.8957]	0.3655 [0.1447, 0.6656]
Uttar Pradesh	Hamirpur	0.07 [0, 1.04]	0.05 [0, 0.83]	0 [0, 0.52]	0.02 [0, 0.47]	599 [0, 8634]	450 [0, 6883]	0 [0, 4268]	150 [0, 3904]	538 [0, 7750]	403 [0, 6178]	0 [0, 3831]	134 [0, 3504]	61 [0, 884]	46 [0, 705]	0 [0, 437]	15 [0, 400]	0.0136 [0.0136, 0.3572]	0.0084 [0.0084, 0.2244]
Uttar Pradesh	Hardoi	0.37 [0.05, 1.17]	0.14 [0, 0.78]	0 [0, 0.43]	0 [0, 0.37]	11342 [1417, 36114]	4302 [0, 24281]	0 [0, 13364]	0 [0, 11366]	10071 [1258, 32066]	3820 [0, 21560]	0 [0, 11866]	0 [0, 10092]	1271 [159, 4048]	482 [0, 2722]	0 [0, 1498]	0 [0, 1274]	0.0371 [0.0284, 0.3614]	0.0168 [0.0127, 0.206]

Uttar Pradesh	Jalaun	0 [0, 0.93]	0 [0, 0.75]	0 [0, 0.5]	0.02 [0, 0.45]	0 [0, 12171]	0 [0, 9760]	0 [0, 6486]	220 [0, 5886]	0 [0, 10067]	0 [0, 8073]	0 [0, 5364]	182 [0, 4868]	0 [0, 2104]	0 [0, 1687]	0 [0, 1121]	38 [0, 1018]	0.0033 [0.0033, 0.366]	0.0033 [0.0033, 0.2257]
Uttar Pradesh	Jaunpur	0.02 [0, 1.02]	0 [0, 0.8]	0 [0, 0.53]	0 [0, 0.47]	600 [0, 31977]	0 [0, 25097]	0 [0, 16628]	0 [0, 14703]	569 [0, 30276]	0 [0, 23762]	0 [0, 15743]	0 [0, 13920]	32 [0, 1701]	0 [0, 1335]	0 [0, 885]	0 [0, 782]	0.0011 [0.0011, 0.3542]	0.0004 [0.0004, 0.2189]
Uttar Pradesh	Jhansi	0.12 [0, 1.01]	0 [0, 0.71]	0 [0, 0.47]	0 [0, 0.41]	1510 [0, 12454]	0 [0, 8793]	0 [0, 5856]	0 [0, 5070]	1095 [0, 9034]	0 [0, 6378]	0 [0, 4248]	0 [0, 3678]	415 [0, 3420]	0 [0, 2415]	0 [0, 1608]	0 [0, 1392]	0.006 [0.006, 0.2657]	0.0021 [0.0021, 0.1763]
Uttar Pradesh	Jyotiba Phule Nagar	0.5 [0, 1.84]	0.1 [0, 1.16]	0 [0, 0.69]	0 [0, 0.65]	6136 [0, 22707]	1227 [0, 14337]	0 [0, 8577]	0 [0, 7985]	4875 [0, 18039]	975 [0, 11390]	0 [0, 6814]	0 [0, 6343]	1262 [0, 4668]	252 [0, 2947]	0 [0, 1763]	0 [0, 1642]	0.036 [0.0293, 0.4633]	0.0151 [0.0151, 0.2975]
Uttar Pradesh	Kannauj	0.07 [0, 1.49]	0 [0, 1.12]	0 [0, 0.73]	0 [0, 0.69]	988 [0, 20026]	0 [0, 15030]	0 [0, 9809]	0 [0, 9224]	893 [0, 18105]	0 [0, 13588]	0 [0, 8868]	0 [0, 8339]	95 [0, 1921]	0 [0, 1442]	0 [0, 941]	0 [0, 885]	0.0047 [0.0047, 0.5924]	0.0017 [0.0017, 0.3588]
Uttar Pradesh	Kanpur Dehat	0.05 [0, 1.17]	0.02 [0, 0.92]	0.07 [0, 0.66]	0.02 [0, 0.56]	652 [0, 16031]	326 [0, 12573]	979 [0, 9051]	326 [0, 7614]	601 [0, 14777]	301 [0, 11590]	902 [0, 8344]	301 [0, 7019]	51 [0, 1254]	26 [0, 983]	77 [0, 708]	26 [0, 595]	0.0208 [0.0208, 0.4758]	0.0155 [0.0155, 0.3093]
Uttar Pradesh	Kanpur Nagar	0.08 [0, 1.27]	0 [0, 0.95]	0 [0, 0.62]	0 [0, 0.57]	2356 [0, 37516]	0 [0, 27937]	0 [0, 18369]	0 [0, 16757]	1112 [0, 17705]	0 [0, 13185]	0 [0, 8669]	0 [0, 7908]	1244 [0, 19811]	0 [0, 14753]	0 [0, 9700]	0 [0, 8849]	0.0041 [0.0041, 0.4009]	0.0014 [0.0014, 0.2493]
Uttar Pradesh	Kansiram Nagar	0.27 [0, 1.73]	0.12 [0, 1.26]	0 [0, 0.75]	0 [0, 0.71]	2771 [0, 17687]	1187 [0, 12952]	0 [0, 7670]	0 [0, 7245]	2351 [0, 15008]	1008 [0, 10990]	0 [0, 6508]	0 [0, 6147]	420 [0, 2679]	180 [0, 1962]	0 [0, 1162]	0 [0, 1098]	0.0272 [0.0272, 0.5646]	0.0125 [0.0125, 0.3109]
Uttar Pradesh	Kaushambi	0.23 [0, 1.68]	0.08 [0, 1.22]	0.04 [0, 0.78]	0.04 [0, 0.74]	3084 [0, 22541]	1028 [0, 16377]	514 [0, 10522]	514 [0, 9959]	2947 [0, 21536]	982 [0, 15646]	491 [0, 10053]	491 [0, 9515]	138 [0, 1005]	46 [0, 730]	23 [0, 469]	23 [0, 444]	0.039 [0.0357, 0.7018]	0.024 [0.024, 0.377]
Uttar Pradesh	Kheri	6.73 [6.45, 7.43]	1.19 [0.45, 1.76]	0.22 [0.05, 0.6]	0 [0, 0.32]	188345 [180744, 207934]	33270 [12510, 49149]	6049 [1475, 16732]	0 [0, 8872]	170303 [163431, 188016]	30083 [11311, 44441]	5470 [1334, 15130]	0 [0, 8022]	18042 [17314, 19918]	3187 [1198, 4708]	579 [141, 1603]	0 [0, 850]	0.5166 [0.0875, 1.1532]	0.225 [0.1174, 0.4152]
Uttar Pradesh	Kushinagar	0.96 [0.43, 2.15]	0 [0, 0.95]	0 [0, 0.62]	0 [0, 0.57]	23082 [10416, 51854]	0 [0, 22863]	0 [0, 15035]	0 [0, 13709]	22055 [9953, 49547]	0 [0, 21846]	0 [0, 14366]	0 [0, 13099]	1027 [463, 2306]	0 [0, 1017]	0 [0, 669]	0 [0, 610]	0.0511 [0.0362, 0.4228]	0.0181 [0.0181, 0.2797]
Uttar Pradesh	Lalitpur	0.62 [0.25, 1.51]	0.02 [0, 0.73]	0.05 [0, 0.52]	0 [0, 0.41]	5653 [2299, 13816]	141 [0, 6699]	424 [0, 4790]	0 [0, 3783]	5115 [2080, 12500]	128 [0, 6061]	384 [0, 4334]	0 [0, 3423]	538 [219, 1316]	13 [0, 638]	40 [0, 456]	0 [0, 360]	0.045 [0.0329, 0.3647]	0.0193 [0.0193, 0.2304]
Uttar Pradesh	Lucknow	0 [0, 1.27]	0 [0, 1.01]	0 [0, 0.66]	0 [0, 0.61]	0 [0, 27200]	0 [0, 21561]	0 [0, 14138]	0 [0, 13043]	0 [0, 17207]	0 [0, 13640]	0 [0, 8944]	0 [0, 8251]	0 [0, 9993]	0 [0, 7921]	0 [0, 5194]	0 [0, 4792]	0 [0, 0.3168]	0 [0, 0.1831]
Uttar Pradesh	Mahamaya Nagar	0.09 [0, 1.62]	0 [0, 1.21]	0 [0, 0.79]	0 [0, 0.75]	1037 [0, 19654]	0 [0, 14653]	0 [0, 9530]	0 [0, 9090]	864 [0, 16371]	0 [0, 12205]	0 [0, 7938]	0 [0, 7572]	173 [0, 3284]	0 [0, 2448]	0 [0, 1592]	0 [0, 1519]	0.0052 [0.0052, 0.5619]	0.0019 [0.0019, 0.3602]
Uttar Pradesh	Maharajganj	3.1 [2.58, 4.29]	0.74 [0, 1.68]	0 [0, 0.62]	0 [0, 0.56]	43215 [35958, 59719]	10254 [0, 23372]	0 [0, 8628]	0 [0, 7860]	41001 [34116, 56661]	9729 [0, 22175]	0 [0, 8186]	0 [0, 7458]	2214 [1842, 3059]	525 [0, 1197]	0 [0, 442]	0 [0, 403]	0.1822 [0.0577, 0.5643]	0.0779 [0.0526, 0.2577]
Uttar Pradesh	Mahoba	0.13 [0, 1.34]	0.03 [0, 0.98]	0 [0, 0.63]	0 [0, 0.57]	850 [0, 8424]	170 [0, 6186]	0 [0, 3955]	0 [0, 3612]	685 [0, 6791]	137 [0, 4987]	0 [0, 3188]	0 [0, 2911]	165 [0, 1633]	33 [0, 1199]	0 [0, 767]	0 [0, 700]	0.0105 [0.0105, 0.4571]	0.0044 [0.0044, 0.2494]
Uttar Pradesh	Mainpuri	0.08 [0, 1.32]	0 [0, 0.98]	0 [0, 0.64]	0 [0, 0.59]	1237 [0, 19207]	0 [0, 14262]	0 [0, 9365]	0 [0, 8590]	1092 [0, 16968]	0 [0, 12600]	0 [0, 8274]	0 [0, 7588]	144 [0, 2239]	0 [0, 1663]	0 [0, 1092]	0 [0, 1001]	0.0052 [0.0052, 0.4583]	0.0019 [0.0019, 0.3179]
Uttar Pradesh	Mathura	1.22 [0.75, 2.32]	0 [0, 0.87]	0 [0, 0.58]	0 [0, 0.52]	18668 [11461, 35374]	0 [0, 13318]	0 [0, 8790]	0 [0, 7896]	14424 [8855, 27331]	0 [0, 10290]	0 [0, 6791]	0 [0, 6100]	4244 [2606, 8043]	0 [0, 3028]	0 [0, 1998]	0 [0, 1795]	0.0579 [0.0468, 0.4024]	0.0205 [0.0205, 0.2213]
Uttar Pradesh	Mau	23.98 [23.23, 25.57]	3.41 [2.14, 4.66]	0.27 [0, 1.08]	0 [0, 0.78]	449481 [435440, 479266]	63968 [40126, 87382]	5117 [0, 20325]	0 [0, 14588]	365311 [353900, 389518]	51989 [32612, 71019]	4159 [0, 16519]	0 [0, 11856]	84170 [81541, 89748]	11979 [7514, 16363]	958 [0, 3806]	0 [0, 2732]	2.0332 [0.0638, 4.4653]	0.8484 [0.5148, 1.4333]
Uttar Pradesh	Meerut	0.54 [0, 1.79]	0.03 [0, 1.01]	0 [0, 0.65]	0 [0, 0.59]	10401 [0, 34102]	547 [0, 19352]	0 [0, 12344]	0 [0, 11338]	7049 [0, 23114]	371 [0, 13117]	0 [0, 8367]	0 [0, 7684]	3351 [0, 10988]	176 [0, 6236]	0 [0, 3977]	0 [0, 3653]	0.0262 [0.0178, 0.375]	0.0098 [0.0098, 0.212]
Uttar Pradesh	Mirzapur	1.14 [0.74, 2.08]	0.62 [0, 1.38]	0.21 [0, 0.71]	0.05 [0, 0.49]	20002 [13075, 36624]	10910 [0, 24233]	3637 [0, 12485]	909 [0, 8657]	18600 [12159, 34057]	10146 [0, 22535]	3382 [0, 11610]	845 [0, 8050]	1402 [916, 2566]	765 [0, 1698]	255 [0, 875]	64 [0, 607]	0.1641 [0.0396, 0.5239]	0.0915 [0.0273, 0.2929]
Uttar Pradesh	Moradabad	4.79 [4.34, 5.83]	0 [0, 0.83]	0 [0, 0.55]	0 [0, 0.49]	148517 [134710, 180882]	0 [0, 25846]	0 [0, 17093]	0 [0, 15228]	110317 [100061, 134358]	0 [0, 19199]	0 [0, 12697]	0 [0, 11311]	38200 [34649, 46525]	0 [0, 6648]	0 [0, 4397]	0 [0, 3917]	0.2453 [0.0771, 0.7513]	0.0871 [0.0842, 0.3161]
Uttar Pradesh	Muzaffarnagar	0.59 [0.18, 1.57]	0.06 [0, 0.84]	0 [0, 0.52]	0 [0, 0.46]	16771 [5064, 44621]	1572 [0, 23865]	0 [0, 14783]	0 [0, 13026]	13751 [4152, 36588]	1289 [0, 19568]	0 [0, 12121]	0 [0, 10681]	3019 [912, 8033]	283 [0, 4297]	0 [0, 2661]	0 [0, 2345]	0.0375 [0.0245, 0.3898]	0.0146 [0.0146, 0.2121]

Uttar Pradesh	Pilibhit	12.73 [12.28, 13.78]	1.91 [0.94, 2.75]	0 [0, 0.55]	0 [0, 0.49]	186063 [179507, 201407]	27894 [13741, 40145]	0 [0, 8100]	0 [0, 7224]	158817 [153221, 171914]	23809 [11729, 34266]	0 [0, 6914]	0 [0, 6166]	27246 [26286, 29493]	4085 [2012, 5879]	0 [0, 1186]	0 [0, 1058]	0.9144 [0.1694, 1.9106]	0.3732 [0.2425, 0.6776]
Uttar Pradesh	Pratapgarh	0.02 [0, 1.06]	0.02 [0, 0.85]	0 [0, 0.55]	0 [0, 0.49]	425 [0, 21815]	425 [0, 17506]	0 [0, 11296]	0 [0, 10065]	407 [0, 20887]	407 [0, 16761]	0 [0, 10815]	0 [0, 9637]	18 [0, 928]	18 [0, 745]	0 [0, 481]	0 [0, 428]	0.003 [0.003, 0.3274]	0.0015 [0.0015, 0.197]
Uttar Pradesh	Rae Bareli	0.13 [0, 1.06]	0 [0, 0.74]	0 [0, 0.49]	0.02 [0, 0.45]	3166 [0, 25248]	0 [0, 17712]	0 [0, 11773]	396 [0, 10669]	2944 [0, 23476]	0 [0, 16469]	0 [0, 10947]	368 [0, 9920]	222 [0, 1772]	0 [0, 1243]	0 [0, 826]	28 [0, 749]	0.0103 [0.0103, 0.3498]	0.0055 [0.0055, 0.2213]
Uttar Pradesh	Rampur	6.97 [6.41, 8.22]	0.17 [0, 1.17]	0 [0, 0.65]	0 [0, 0.6]	100444 [92401, 118496]	2522 [0, 16840]	0 [0, 9395]	0 [0, 8643]	77451 [71250, 91372]	1944 [0, 12985]	0 [0, 7245]	0 [0, 6665]	22992 [21151, 27125]	577 [0, 3855]	0 [0, 2151]	0 [0, 1978]	0.3541 [0.0793, 0.945]	0.1295 [0.0974, 0.3643]
Uttar Pradesh	Saharanpur	7.82 [7.39, 8.84]	1.1 [0.15, 1.91]	0 [0, 0.54]	0 [0, 0.48]	179374 [169419, 202819]	25167 [3343, 43905]	0 [0, 12403]	0 [0, 11010]	148920 [140656, 168386]	20894 [2775, 36451]	0 [0, 10297]	0 [0, 9141]	30453 [28763, 34434]	4273 [568, 7454]	0 [0, 2106]	0 [0, 1869]	0.5114 [0.1371, 1.115]	0.2069 [0.114, 0.4512]
Uttar Pradesh	Sant Kabir Nagar	3.5 [2.73, 5.14]	0.19 [0, 1.48]	0.1 [0, 0.93]	0 [0, 0.8]	37783 [29415, 55416]	2070 [0, 15917]	1035 [0, 10017]	0 [0, 8659]	35499 [27636, 52066]	1945 [0, 14955]	973 [0, 9412]	0 [0, 8136]	2284 [1778, 3350]	125 [0, 962]	63 [0, 606]	0 [0, 523]	0.2029 [0.0895, 0.8296]	0.0813 [0.0702, 0.4188]
Uttar Pradesh	Sant Ravi Das Nagar(bhadohi)	0.46 [0, 2.57]	0 [0, 1.64]	0 [0, 1.05]	0 [0, 1.06]	4684 [0, 26015]	0 [0, 16593]	0 [0, 10647]	0 [0, 10732]	4225 [0, 23469]	0 [0, 14969]	0 [0, 9605]	0 [0, 9682]	458 [0, 2546]	0 [0, 1624]	0 [0, 1042]	0 [0, 1050]	0.0234 [0.0217, 0.6997]	0.0083 [0.0083, 0.422]
Uttar Pradesh	Shahjahanpur	1.24 [0.86, 2.15]	0.29 [0, 1.03]	0 [0, 0.49]	0 [0, 0.43]	26008 [18036, 45276]	6160 [0, 21621]	0 [0, 10282]	0 [0, 8955]	20970 [14542, 36506]	4967 [0, 17433]	0 [0, 8290]	0 [0, 7221]	5038 [3494, 8770]	1193 [0, 4188]	0 [0, 1992]	0 [0, 1735]	0.098 [0.0514, 0.4251]	0.0418 [0.0294, 0.2427]
Uttar Pradesh	Shrawasti	0.67 [0.09, 1.95]	0.45 [0, 1.47]	0 [0, 0.66]	0 [0, 0.61]	3924 [556, 11444]	2675 [0, 8636]	0 [0, 3907]	0 [0, 3608]	3811 [540, 11117]	2599 [0, 8388]	0 [0, 3795]	0 [0, 3505]	112 [16, 328]	77 [0, 247]	0 [0, 112]	0 [0, 103]	0.0624 [0.0483, 0.4266]	0.0304 [0.0304, 0.2353]
Uttar Pradesh	Siddharth Nagar	1.05 [0.52, 2.25]	0.32 [0, 1.28]	0.03 [0, 0.65]	0 [0, 0.57]	15117 [7499, 32391]	4651 [0, 18374]	388 [0, 9408]	0 [0, 8237]	14222 [7054, 30472]	4376 [0, 17285]	365 [0, 8851]	0 [0, 7749]	896 [444, 1919]	276 [0, 1089]	23 [0, 557]	0 [0, 488]	0.0759 [0.0469, 0.5028]	0.0345 [0.0252, 0.2412]
Uttar Pradesh	Sitapur	0.13 [0, 0.95]	0.11 [0, 0.76]	0 [0, 0.44]	0 [0, 0.38]	3858 [0, 27835]	3086 [0, 22408]	0 [0, 12912]	0 [0, 11024]	3487 [0, 25159]	2790 [0, 20254]	0 [0, 11671]	0 [0, 9964]	371 [0, 2676]	297 [0, 2154]	0 [0, 1241]	0 [0, 1060]	0.0168 [0.0129, 0.278]	0.0083 [0.0052, 0.178]
Uttar Pradesh	Sonbhadra	2.61 [2.31, 3.37]	0.01 [0, 0.63]	0.38 [0.19, 0.79]	0.23 [0, 0.58]	31594 [27947, 40809]	139 [0, 7585]	4593 [2297, 9584]	2784 [0, 6991]	28908 [25571, 37340]	127 [0, 6940]	4203 [2102, 8770]	2547 [0, 6397]	2686 [2376, 3469]	12 [0, 645]	390 [195, 815]	237 [0, 594]	0.2208 [0.0697, 0.5045]	0.1236 [0.065, 0.2886]
Uttar Pradesh	Sultanpur	0.02 [0, 0.97]	0 [0, 0.76]	0.02 [0, 0.52]	0 [0, 0.44]	439 [0, 24361]	0 [0, 19170]	439 [0, 13167]	0 [0, 11157]	423 [0, 23467]	0 [0, 18466]	423 [0, 12683]	0 [0, 10748]	16 [0, 894]	0 [0, 704]	16 [0, 483]	0 [0, 409]	0.0032 [0.0032, 0.294]	0.0021 [0.0021, 0.1962]
Uttar Pradesh	Unnao	0.17 [0, 1.1]	0 [0, 0.74]	0 [0, 0.5]	0.02 [0, 0.45]	4194 [0, 27553]	0 [0, 18735]	0 [0, 12452]	419 [0, 11289]	3546 [0, 23293]	0 [0, 15839]	0 [0, 10527]	355 [0, 9544]	648 [0, 4260]	0 [0, 2896]	0 [0, 1925]	65 [0, 1745]	0.0141 [0.0141, 0.3922]	0.0072 [0.0072, 0.2269]
Uttar Pradesh	Varanasi	1.15 [0.35, 2.82]	2.8 [1.49, 4.11]	0.6 [0, 1.45]	0.15 [0, 0.97]	24057 [7381, 59007]	58574 [31079, 85997]	12552 [0, 30323]	3138 [0, 20338]	18790 [5765, 46088]	45750 [24275, 67169]	9804 [0, 23684]	2451 [0, 15885]	5267 [1616, 12919]	12824 [6804, 18828]	2748 [0, 6639]	687 [0, 4453]	0.3696 [0.116, 0.9554]	0.2289 [0.1017, 0.5212]
Uttarakhand	Almora	0.1 [0, 1.22]	0 [0, 0.9]	0 [0, 0.59]	0 [0, 0.53]	25 [0, 317]	0 [0, 233]	0 [0, 154]	0 [0, 139]	25 [0, 314]	0 [0, 231]	0 [0, 152]	0 [0, 137]	0 [0, 3]	0 [0, 2]	0 [0, 2]	0 [0, 1]	0.0003 [0.0003, 0.0221]	0.0001 [0.0001, 0.0151]
Uttarakhand	Bageshwar	0.78 [0.18, 2.1]	0 [0, 1.05]	0 [0, 0.69]	0 [0, 0.64]	66 [15, 179]	0 [0, 89]	0 [0, 58]	0 [0, 54]	61 [14, 166]	0 [0, 83]	0 [0, 54]	0 [0, 50]	5 [1, 13]	0 [0, 6]	0 [0, 4]	0 [0, 4]	0.002 [0.002, 0.0239]	0.0007 [0.0007, 0.0138]
Uttarakhand	Chamoli	0.13 [0, 0.82]	0 [0, 0.56]	0 [0, 0.37]	0 [0, 0.31]	6 [0, 36]	0 [0, 25]	0 [0, 17]	0 [0, 14]	5 [0, 32]	0 [0, 22]	0 [0, 15]	0 [0, 12]	1 [0, 4]	0 [0, 3]	0 [0, 2]	0 [0, 1]	0.0001 [0.0001, 0.0042]	0 [0, 0.0024]
Uttarakhand	Champawat	4.64 [3.89, 6.23]	0.09 [0, 1.34]	0 [0, 0.81]	0 [0, 0.78]	2138 [1793, 2870]	42 [0, 617]	0 [0, 374]	0 [0, 359]	1650 [1384, 2215]	32 [0, 477]	0 [0, 289]	0 [0, 277]	488 [409, 655]	10 [0, 141]	0 [0, 85]	0 [0, 82]	0.0673 [0.0388, 0.2319]	0.0244 [0.0215, 0.1141]
Uttarakhand	Dehradun	4.45 [3.96, 5.58]	0.43 [0, 1.33]	0 [0, 0.59]	0 [0, 0.54]	10056 [8947, 12608]	978 [0, 3010]	0 [0, 1339]	0 [0, 1210]	5939 [5284, 7446]	578 [0, 1778]	0 [0, 791]	0 [0, 715]	4117 [3663, 5162]	401 [0, 1233]	0 [0, 548]	0 [0, 495]	0.0552 [0.0196, 0.1636]	0.0216 [0.0164, 0.0715]
Uttarakhand	Garhwal	1.28 [0.94, 2.12]	0.01 [0, 0.69]	0 [0, 0.45]	0 [0, 0.38]	357 [263, 590]	4 [0, 191]	0 [0, 125]	0 [0, 107]	333 [245, 549]	4 [0, 178]	0 [0, 116]	0 [0, 100]	24 [18, 40]	0 [0, 13]	0 [0, 9]	0 [0, 7]	0.0042 [0.0031, 0.0209]	0.0015 [0.0015, 0.0115]
Uttarakhand	Hardwar	10.5 [9.92, 11.8]	0.06 [0, 1.09]	0 [0, 0.67]	0 [0, 0.62]	116858 [110383, 131273]	691 [0, 12110]	0 [0, 7482]	0 [0, 6924]	96662 [91307, 108586]	572 [0, 10017]	0 [0, 6189]	0 [0, 5727]	20196 [19077, 22687]	120 [0, 2093]	0 [0, 1293]	0 [0, 1197]	0.4912 [0.1014, 1.261]	0.1759 [0.1124, 0.4338]
Uttarakhand	Nainital	9.65 [9.24, 10.62]	0.16 [0, 0.94]	0 [0, 0.52]	0 [0, 0.45]	11647 [11157, 12817]	196 [0, 1133]	0 [0, 622]	0 [0, 547]	10689 [10239, 11763]	180 [0, 1040]	0 [0, 571]	0 [0, 502]	958 [918, 1054]	16 [0, 93]	0 [0, 51]	0 [0, 45]	0.0993 [0.0183, 0.2454]	0.0359 [0.0212, 0.089]

Uttarakhand	Pithoragarh	0.48 [0.2, 1.2]	0 [0, 0.58]	0 [0, 0.39]	0 [0, 0.32]	106 [45, 264]	0 [0, 128]	0 [0, 86]	0 [0, 72]	70 [29, 173]	0 [0, 84]	0 [0, 56]	0 [0, 47]	37 [15, 91]	0 [0, 44]	0 [0, 30]	0 [0, 25]	0.0017 [0.0017, 0.0186]	0.0006 [0.0006, 0.0108]
Uttarakhand	Rudraprayag	0.28 [0, 1.77]	0 [0, 1.17]	0 [0, 0.76]	0 [0, 0.72]	15 [0, 96]	0 [0, 63]	0 [0, 41]	0 [0, 39]	15 [0, 95]	0 [0, 63]	0 [0, 41]	0 [0, 39]	0 [0, 1]	0 [0, 1]	0 [0, 1]	0 [0, 1]	0.0005 [0.0005, 0.0179]	0.0002 [0.0002, 0.0113]
Uttarakhand	Tehri Garhwal	0.38 [0, 1.38]	0 [0, 0.8]	0 [0, 0.53]	0 [0, 0.47]	130 [0, 471]	0 [0, 273]	0 [0, 181]	0 [0, 160]	91 [0, 330]	0 [0, 191]	0 [0, 127]	0 [0, 112]	39 [0, 141]	0 [0, 82]	0 [0, 54]	0 [0, 48]	0.0017 [0.0017, 0.0303]	0.0006 [0.0006, 0.0171]
Uttarakhand	Udham Singh Nagar	13.75 [13.22, 14.96]	1.63 [0.57, 2.59]	0.08 [0, 0.71]	0 [0, 0.58]	139854 [134430, 152133]	16616 [5819, 26369]	831 [0, 7240]	0 [0, 5858]	95686 [91975, 104087]	11369 [3981, 18041]	568 [0, 4954]	0 [0, 4008]	44168 [42455, 48046]	5248 [1838, 8328]	262 [0, 2287]	0 [0, 1850]	0.8192 [0.0924, 1.6958]	0.3308 [0.1925, 0.6644]
Uttarakhand	Uttarkashi	0.12 [0, 0.79]	0 [0, 0.55]	0 [0, 0.37]	0 [0, 0.3]	7 [0, 50]	0 [0, 34]	0 [0, 23]	0 [0, 19]	7 [0, 48]	0 [0, 33]	0 [0, 22]	0 [0, 19]	0 [0, 2]	0 [0, 1]	0 [0, 1]	0 [0, 1]	0.0002 [0.0002, 0.0072]	0.0001 [0.0001, 0.0038]
West Bengal	Bankura	6.81 [6.51, 7.56]	0.2 [0, 0.81]	0.06 [0, 0.47]	0 [0, 0.34]	185005 [176887, 205547]	5550 [0, 22154]	1542 [0, 12676]	0 [0, 9373]	179448 [171574, 199374]	5383 [0, 21489]	1495 [0, 12295]	0 [0, 9091]	5557 [5313, 6174]	167 [0, 665]	46 [0, 381]	0 [0, 282]	0.4352 [0, 1.0366]	0.1636 [0.101, 0.3908]
West Bengal	Barddhaman	24.85 [24.55, 25.6]	3.52 [2.75, 4.13]	0.03 [0, 0.44]	0 [0, 0.34]	1058508 [1045902, 1090464]	150126 [117060, 175962]	1430 [0, 18760]	0 [0, 14570]	919415 [908465, 947171]	130399 [101677, 152839]	1242 [0, 16295]	0 [0, 12655]	139094 [137437, 143293]	19727 [15382, 23122]	188 [0, 2465]	0 [0, 1915]	1.3507 [0.0386, 2.6906]	0.5511 [0.3248, 0.8959]
West Bengal	Birbhum	10.17 [9.77, 11.11]	0.81 [0, 1.57]	0.02 [0, 0.52]	0 [0, 0.44]	276733 [266024, 302438]	22008 [0, 42611]	468 [0, 14153]	0 [0, 11980]	259096 [249069, 283162]	20605 [0, 39895]	438 [0, 13251]	0 [0, 11216]	17637 [16955, 19276]	1403 [0, 2716]	30 [0, 902]	0 [0, 764]	0.7128 [0.0555, 1.6818]	0.2766 [0.1477, 0.6041]
West Bengal	Dakshin Dinajpur	0.04 [0, 1.43]	0 [0, 1.1]	0 [0, 0.72]	0 [0, 0.68]	543 [0, 21771]	0 [0, 16769]	0 [0, 10952]	0 [0, 10269]	471 [0, 18871]	0 [0, 14535]	0 [0, 9493]	0 [0, 8901]	72 [0, 2900]	0 [0, 2234]	0 [0, 1459]	0 [0, 1368]	0.0026 [0.0026, 0.6343]	0.0009 [0.0009, 0.3781]
West Bengal	Darjiling	0.22 [0, 1.34]	0 [0, 0.9]	0 [0, 0.59]	0 [0, 0.54]	589 [0, 3664]	0 [0, 2449]	0 [0, 1614]	0 [0, 1458]	397 [0, 2470]	0 [0, 1650]	0 [0, 1088]	0 [0, 983]	192 [0, 1194]	0 [0, 798]	0 [0, 526]	0 [0, 475]	0.0025 [0.0025, 0.0895]	0.0009 [0.0009, 0.0521]
West Bengal	Haora	28.31 [27.46, 30.06]	9.51 [8.15, 10.88]	0.11 [0, 1]	0 [0, 0.87]	906442 [879364, 962559]	304480 [261041, 348434]	3500 [0, 31927]	0 [0, 27743]	439054 [425939, 466236]	147482 [126441, 168771]	1695 [0, 15464]	0 [0, 13438]	467388 [453426, 496323]	156999 [134600, 179663]	1805 [0, 16462]	0 [0, 14305]	2.3445 [0.7428, 4.6407]	1.0629 [0.7104, 1.6344]
West Bengal	Hugli	34.97 [34.47, 36.13]	15.59 [14.56, 16.51]	0.05 [0, 0.66]	0 [0, 0.55]	1223818 [1206153, 1264238]	545674 [509590, 577830]	1755 [0, 22927]	0 [0, 19204]	979827 [965683, 1012188]	436883 [407994, 462628]	1405 [0, 18356]	0 [0, 15375]	243991 [240470, 252050]	108790 [101597, 115201]	350 [0, 4571]	0 [0, 3829]	3.0928 [0.54, 5.9436]	1.4546 [0.9463, 2.2093]
West Bengal	Jalpaiguri	15.12 [14.81, 15.91]	1.99 [1.19, 2.63]	0 [0, 0.43]	0 [0, 0.36]	207428 [203110, 218245]	27298 [16294, 36027]	0 [0, 5843]	0 [0, 4956]	165330 [161888, 173952]	21757 [12987, 28715]	0 [0, 4657]	0 [0, 3950]	42098 [41221, 44293]	5540 [3307, 7312]	0 [0, 1186]	0 [0, 1006]	0.5226 [0.1194, 1.0839]	0.2101 [0.1185, 0.3497]
West Bengal	Koch Bihar	7.22 [6.75, 8.31]	0.25 [0, 1.12]	0 [0, 0.58]	0 [0, 0.52]	158795 [148419, 182846]	5476 [0, 24648]	0 [0, 12654]	0 [0, 11367]	148630 [138918, 171141]	5125 [0, 23070]	0 [0, 11844]	0 [0, 10639]	10165 [9501, 11705]	351 [0, 1578]	0 [0, 810]	0 [0, 728]	0.4709 [0.0493, 1.3005]	0.1741 [0.1043, 0.4753]
West Bengal	Kolkata	15.04 [9.7, 22.82]	0 [0, 5.76]	0 [0, 3.49]	0 [0, 4.43]	67060 [43245, 101713]	0 [0, 25672]	0 [0, 15573]	0 [0, 19746]	0 [0, 0]	0 [0, 0]	0 [0, 0]	0 [0, 0]	67060 [43245, 101713]	0 [0, 25672]	0 [0, 15573]	0 [0, 19746]	0.1177 [0.0513, 0.5442]	0.0417 [0.0417, 0.2733]
West Bengal	Maldah	13.76 [13.31, 14.83]	9.04 [8.06, 9.89]	2.72 [2.37, 3.28]	1.45 [1.12, 1.95]	406245 [392756, 437703]	266797 [237932, 291899]	80230 [70078, 96815]	42662 [33059, 57494]	368963 [356712, 397534]	242313 [216097, 265111]	72867 [63647, 87930]	38747 [30025, 52218]	37281 [36043, 40168]	24484 [21835, 26788]	7363 [6431, 8885]	3915 [3034, 5276]	2.3813 [0.716, 3.9536]	1.4192 [0.9744, 1.9453]
West Bengal	Murshidabad	17.91 [17.55, 18.77]	36.44 [35.59, 37.14]	5.02 [4.78, 5.49]	1.08 [0.81, 1.48]	1153896 [1131110, 1209717]	2348362 [2293376, 2393250]	323619 [308258, 353543]	69819 [52262, 95622]	9418705 [9232717, 9874345]	1916855 [1871973, 1953495]	264155 [251616, 288581]	56990 [42659, 78051]	212026 [207839, 222283]	431507 [421403, 439755]	59464 [56642, 64963]	12829 [9603, 17570]	6.73 [1.8132, 11.8503]	4.074 [2.7082, 5.6919]
West Bengal	Nadia	32.41 [31.97, 33.44]	40.76 [39.81, 41.58]	5.5 [5.18, 6.04]	1.08 [0.77, 1.57]	1375808 [1357314, 1419336]	1730196 [1689723, 1764979]	233419 [219783, 256439]	46002 [32640, 66449]	1052867 [1038714, 1086177]	1324070 [1293097, 1350688]	178629 [168194, 196245]	35204 [24979, 50852]	322942 [318600, 333159]	406126 [396626, 414291]	54790 [51589, 60194]	10798 [7662, 15598]	7.4639 [1.7845, 12.6067]	4.3473 [2.6945, 5.9749]

West Bengal	North 24 Parganas	17.48 [17.14, 18.31]	26.83 [25.99, 27.5]	6.13 [5.9, 6.58]	21.95 [21.68, 22.33]	1034141 [1014111, 1083620]	1587304 [1537974, 1627146]	362558 [349305, 389158]	1298556 [1282915, 1321351]	638037 [625679, 668564]	979324 [948888, 1003905]	223688 [215512, 240100]	801174 [791524, 815238]	396104 [388432, 415056]	607980 [589086, 623241]	138869 [133793, 149058]	497382 [491391, 506113]	6.6554 [2.1793, 11.3525]	5.1953 [3.1102, 6.8595]
West Bengal	Pashchim Medinipur	9.29 [9.05, 9.94]	2.04 [1.34, 2.57]	0 [0, 0.35]	0 [0, 0.29]	362168 [352599, 387309]	79605 [52214, 100046]	0 [0, 13801]	0 [0, 11300]	353714 [344368, 378268]	77746 [50995, 97710]	0 [0, 13478]	0 [0, 11036]	8455 [8231, 9042]	1858 [1219, 2336]	0 [0, 322]	0 [0, 264]	0.6744 [0.0307, 1.3914]	0.2864 [0.1859, 0.4836]
West Bengal	Purba Medinipur	5.51 [5.08, 6.54]	0.84 [0, 1.67]	0 [0, 0.54]	0 [0, 0.48]	245259 [225843, 290943]	37594 [0, 74099]	0 [0, 24158]	0 [0, 21463]	222004 [204429, 263357]	34030 [0, 67073]	0 [0, 21868]	0 [0, 19428]	23255 [21414, 27587]	3565 [0, 7026]	0 [0, 2291]	0 [0, 2035]	0.4848 [0.0901, 1.1616]	0.1978 [0.1075, 0.5091]
West Bengal	Puruliya	0.03 [0, 0.82]	0 [0, 0.64]	0.03 [0, 0.46]	0.01 [0, 0.38]	409 [0, 13385]	0 [0, 10466]	409 [0, 7410]	205 [0, 6157]	377 [0, 12330]	0 [0, 9641]	377 [0, 6826]	188 [0, 5672]	32 [0, 1054]	0 [0, 824]	32 [0, 584]	16 [0, 485]	0.0056 [0.0056, 0.2397]	0.0043 [0.0043, 0.1304]
West Bengal	South 24 Parganas	6.09 [5.73, 6.97]	5.49 [4.63, 6.2]	0.9 [0.66, 1.37]	3.04 [2.76, 3.45]	379823 [357381, 434612]	342310 [288607, 386345]	56270 [41024, 85607]	189443 [172246, 214804]	311088 [292707, 355962]	280363 [236379, 316429]	46087 [33600, 70115]	155160 [141075, 175932]	68735 [64674, 78650]	61946 [52228, 69915]	10183 [7424, 15492]	34283 [31171, 38872]	1.6736 [0.6088, 2.9114]	1.1682 [0.8001, 1.6935]
West Bengal	Uttar Dinajpur	0.02 [0, 1.15]	0 [0, 0.9]	0 [0, 0.59]	0 [0, 0.53]	655 [0, 31556]	0 [0, 24607]	0 [0, 16221]	0 [0, 14644]	583 [0, 28067]	0 [0, 21886]	0 [0, 14427]	0 [0, 13025]	72 [0, 3489]	0 [0, 2721]	0 [0, 1794]	0 [0, 1619]	0.0017 [0.0017, 0.5638]	0.0006 [0.0006, 0.3264]
INDIA	INDIA	5.61 [5.29, 6.78]	2.04 [1.79, 2.97]	0.18 [0.14, 0.79]	0.31 [0.28, 0.88]	39050914 [37334223, 44772370]	15149715 [13323335, 19672709]	1493193 [1157577, 4490537]	2254360 [2089825, 4980416]	32925342 [3155386, 3757264]	12262868 [1074386, 1594465]	1169200 [884984, 3617715]	1631879 [1497209, 3829210]	6125572 [5780363, 7199706]	2886847 [2579479, 3728094]	323993 [272593, 872822]	6224816 [5926166, 1151206]	0.5052 [0.1923, 0.9859]	0.2631 [0.2033, 0.4511]

Table S5. Modelled state-wise cardiovascular disease (CVD) health risk. State-wise rural, urban, and total population exposed to arsenic concentration ranges of 10 to 20, 20 to 50, 50 to 80, and > 80 µg/L by drinking groundwater. Population-attributable fraction (PAF) of high groundwater arsenic-attributable CVD mortality. The estimations were based on exposure model 1 regarding water from hand pumps and tube wells/boreholes as groundwater, and both linear and non-linear dose-response relationships between cardiovascular disease mortality and arsenic concentration in drinking water.

State	Proportion (%) of areas exposed to groundwater arsenic				Total population exposed to groundwater arsenic				Rural population exposed to groundwater arsenic				Urban population exposed to groundwater arsenic				PAF (%) for CVD (Linear Model)	PAF (%) for CVD (Non-linear Model)
	10-20 µg/L	**20-50 µg/L**	**50-80 µg/L**	**> 80 µg/L**	**10-20 µg/L**	**20-50 µg/L**	**50-80 µg/L**	**> 80 µg/L**	**10-20 µg/L**	**20-50 µg/L**	**50-80 µg/L**	**> 80 µg/L**	**10-20 µg/L**	**20-50 µg/L**	**50-80 µg/L**	**> 80 µg/L**		
Andaman & Nicobar Island	**2.12 [1.5, 3.57]**	1.88 [0.78, 3.03]	0.19 [0, 0.94]	0.06 [0, 0.76]	47 [34, 76]	32 [10, 55]	4 [0, 19]	1 [0, 15]	42 [30, 69]	28 [9, 49]	4 [0, 17]	1 [0, 14]	5 [4, 8]	3 [1, 6]	0 [0, 2]	0 [0, 2]	0.0025 [0.001, 0.0074]	0.0013 [0.0006, 0.004]
Andhra Pradesh	0.09 [0.05, 0.91]	0 [0, 0.65]	0.01 [0, 0.44]	0 [0, 0.39]	12888 [7389, 117369]	0 [0, 85001]	1894 [0, 59334]	0 [0, 46927]	11813 [6993, 95983]	0 [0, 68594]	1543 [0, 47981]	0 [0, 37616]	1074 [396, 21385]	0 [0, 16407]	351 [0, 11354]	0 [0, 9311]	0.0016 [0.0011, 0.0648]	0.0008 [0.0008, 0.0391]
Arunanchal Pradesh	9.15 [8.77, 10.12]	27.44 [26.57, 28.21]	1.45 [1.19, 1.97]	0.4 [0.25, 0.85]	19471 [18771, 21143]	68060 [66471, 69400]	1975 [1476, 2863]	233 [131, 1014]	17653 [17044, 19110]	60070 [58683, 61237]	1530 [1097, 2305]	173 [97, 853]	1818 [1727, 2033]	7990 [7788, 8163]	444 [379, 559]	60 [34, 161]	0.8492 [0.0801, 1.6172]	0.4862 [0.2548, 0.7236]
Assam	38.7 [38.12, 39.94]	25.18 [24.12, 26.04]	0.91 [0.7, 1.57]	2.62 [2.41, 3.22]	7975769 [7866993, 8208942]	4855091 [4652375, 5013274]	164455 [119845, 287765]	542862 [501317, 655500]	7194473 [7098778, 7399911]	4311730 [4130588, 4450827]	148114 [108107, 256807]	491623 [454906, 590789]	781296 [768215, 809031]	543361 [521787, 562447]	16341 [11737, 30958]	51239 [46411, 64711]	4.5997 [0.8183, 8.3866]	2.5087 [1.4609, 3.5866]
Bihar	11.04 [10.56, 12.33]	1.46 [0.83, 2.48]	0.1 [0.01, 0.76]	0.02 [0, 0.64]	10736366 [10275474, 11934383]	1324794 [742948, 2272873]	84395 [5936, 704966]	12334 [0, 589468]	9883912 [9465624, 10969537]	1180096 [657960, 2039215]	72294 [5211, 634625]	10237 [0, 533255]	852454 [809849, 964846]	144698 [84988, 233658]	12101 [725, 70341]	2097 [0, 56213]	1.0042 [0.1028, 2.342]	0.4105 [0.2305, 0.883]
Chandigarh	0 [0, 6.37]	0 [0, 4.75]	0 [0, 2.91]	0 [0, 3.56]	0 [0, 1763]	0 [0, 1316]	0 [0, 805]	0 [0, 986]	0 [0, 64]	0 [0, 48]	0 [0, 29]	0 [0, 36]	0 [0, 1699]	0 [0, 1268]	0 [0, 776]	0 [0, 950]	0 [0, 0.0832]	0 [0, 0.0511]
Chhattisgarh	0.05 [0.01, 0.77]	0 [0, 0.58]	0.04 [0, 0.43]	0.01 [0, 0.34]	7556 [983, 128158]	333 [0, 97880]	6506 [41, 71976]	1524 [0, 56469]	6398 [770, 114201]	286 [0, 87457]	5670 [32, 64157]	1287 [0, 50437]	1159 [213, 13957]	47 [0, 10423]	837 [9, 7819]	237 [0, 6032]	0.009 [0.0058, 0.2596]	0.0064 [0.0044, 0.149]
Dadara & Nagar Havelli	0 [0, 3.15]	0 [0, 2.41]	0 [0, 1.52]	0 [0, 1.65]	0 [0, 4846]	0 [0, 3713]	0 [0, 2342]	0 [0, 2534]	0 [0, 2413]	0 [0, 1849]	0 [0, 1166]	0 [0, 1261]	0 [0, 2433]	0 [0, 1864]	0 [0, 1176]	0 [0, 1272]	0 [0, 0.6996]	0 [0, 0.4258]
Daman & Diu	0.86 [0, 11.32]	0 [0, 7.67]	0 [0, 4.59]	0 [0, 6.14]	6 [0, 5473]	0 [0, 4011]	0 [0, 2407]	0 [0, 3192]	1 [0, 736]	0 [0, 540]	0 [0, 324]	0 [0, 430]	5 [0, 4737]	0 [0, 3472]	0 [0, 2083]	0 [0, 2763]	0.0002 [0.0002, 1.2529]	0.0001 [0.0001, 0.7478]

Goa	0.05 [0, 1.65]	0 [0, 1.26]	0 [0, 0.82]	0 [0, 0.78]	2 [0, 80]	0 [0, 61]	0 [0, 40]	0 [0, 38]	1 [0, 47]	0 [0, 36]	0 [0, 23]	0 [0, 22]	1 [0, 34]	0 [0, 26]	0 [0, 17]	0 [0, 16]	0 [0, 0.0026]	0 [0, 0.0016]
Gujarat	0.44 [0.27, 1.28]	0 [0, 0.68]	0 [0, 0.45]	0 [0, 0.39]	34515 [16245, 153582]	203 [0, 95638]	2 [0, 63393]	53 [0, 55581]	26076 [12684, 119723]	148 [0, 75170]	2 [0, 49806]	36 [0, 43763]	8439 [3561, 33859]	56 [0, 20468]	0 [0, 13587]	17 [0, 11817]	0.0046 [0.003, 0.1047]	0.0017 [0.0015, 0.0623]
Haryana	27.86 [27.22, 29.36]	0.49 [0.38, 1.67]	0 [0, 0.77]	0.01 [0, 0.74]	1964111 [1921254, 2061858]	27435 [21117, 104311]	0 [0, 49961]	755 [0, 48591]	1545836 [1516708, 1614658]	20696 [16133, 74923]	0 [0, 35315]	375 [0, 33897]	418276 [404547, 447200]	6739 [4983, 29389]	0 [0, 14646]	380 [0, 14695]	0.6246 [0.0166, 1.4565]	0.2265 [0.1069, 0.4645]
Himachal Pradesh	1.26 [0.96, 2.37]	0.96 [0.67, 1.84]	0 [0, 0.58]	0 [0, 0.53]	4998 [3845, 8787]	4356 [2916, 7354]	0 [0, 1961]	0 [0, 1828]	4802 [3708, 8375]	4152 [2793, 6979]	0 [0, 1849]	0 [0, 1723]	196 [137, 412]	204 [123, 375]	0 [0, 112]	0 [0, 105]	0.015 [0.0036, 0.0548]	0.0075 [0.0048, 0.0266]
Jammu & Kashmir	1.37 [1.13, 2.91]	3.01 [2.77, 4.22]	0 [0, 0.78]	0 [0, 0.75]	53825 [47097, 75628]	135287 [124681, 152428]	1 [0, 11137]	0 [0, 10682]	44172 [38545, 62454]	111309 [102515, 125676]	1 [0, 9330]	0 [0, 8966]	9653 [8552, 13174]	23978 [22166, 26752]	0 [0, 1807]	0 [0, 1716]	0.19 [0.0042, 0.4263]	0.1047 [0.0637, 0.1974]
Jharkhand	0.75 [0.61, 1.9]	0.33 [0.2, 1.25]	0.09 [0.02, 0.69]	0.01 [0, 0.56]	144678 [120537, 322171]	52104 [30137, 193197]	13904 [2081, 106728]	2015 [0, 86538]	119749 [100030, 263349]	37690 [21158, 151841]	10182 [1246, 85283]	1652 [0, 70032]	24928 [20507, 58822]	14415 [8979, 41356]	3721 [835, 21444]	363 [0, 16505]	0.0673 [0.0229, 0.3711]	0.0339 [0.0234, 0.2026]
Karnataka	0.42 [0.35, 1.33]	0 [0, 0.73]	0 [0, 0.49]	0 [0, 0.42]	58466 [47157, 174043]	218 [0, 92999]	462 [0, 62201]	86 [0, 53780]	53640 [43649, 138093]	186 [0, 68225]	421 [0, 45881]	79 [0, 38949]	4826 [3508, 35950]	32 [0, 24774]	40 [0, 16320]	7 [0, 14831]	0.0078 [0.0016, 0.1125]	0.0029 [0.0019, 0.0619]
Kerala	0.72 [0.33, 2.04]	0.24 [0.01, 1.29]	0 [0, 0.69]	0.01 [0, 0.64]	15292 [9364, 35031]	5983 [344, 21564]	7 [0, 10175]	36 [0, 9606]	5995 [3361, 15163]	2170 [121, 9419]	4 [0, 4744]	30 [0, 4456]	9297 [6003, 19868]	3813 [223, 12145]	3 [0, 5431]	5 [0, 5150]	0.0062 [0.0027, 0.0388]	0.0029 [0.0017, 0.0217]
Lakshadweep	11.54 [0, 28.6]	0 [0, 12.27]	0 [0, 7.2]	0 [0, 10.48]	192 [0, 476]	0 [0, 204]	0 [0, 120]	0 [0, 174]	3 [0, 8]	0 [0, 3]	0 [0, 2]	0 [0, 3]	189 [0, 468]	0 [0, 201]	0 [0, 118]	0 [0, 172]	0.0235 [0.0116, 0.2745]	0.0083 [0.0083, 0.1584]
Madhya Pradesh	0.63 [0.5, 1.46]	0 [0, 0.67]	0.01 [0, 0.45]	0.01 [0, 0.39]	214231 [166727, 540141]	1119 [0, 263483]	3756 [0, 178888]	2208 [0, 152481]	186652 [147249, 459613]	977 [0, 220807]	3222 [0, 150032]	1831 [0, 127557]	27580 [19478, 80528]	142 [0, 42675]	534 [0, 28856]	376 [0, 24924]	0.0253 [0.008, 0.2679]	0.01 [0.0073, 0.1484]
Maharashtra	0.06 [0.02, 1.2]	0 [0, 0.89]	0.01 [0, 0.58]	0 [0, 0.57]	10910 [3556, 133598]	139 [0, 99306]	1610 [0, 68139]	198 [0, 56280]	8499 [2644, 102344]	111 [0, 76264]	1302 [0, 52607]	169 [0, 42568]	2410 [912, 31254]	29 [0, 23042]	307 [0, 15533]	29 [0, 13712]	0.0011 [0.0009, 0.0573]	0.0005 [0.0005, 0.0345]
Manipur	29.14 [28, 31.3]	19.88 [18.4, 21.55]	0.16 [0.13, 1.22]	0.11 [0.08, 1.22]	44303 [42228, 48269]	23021 [20320, 26089]	22 [9, 1979]	15 [6, 2039]	37191 [35704, 40082]	15623 [13620, 17867]	16 [4, 1451]	11 [3, 1476]	7112 [6524, 8187]	7397 [6700, 8223]	6 [5, 528]	4 [3, 563]	0.2392 [0.0419, 0.4909]	0.1129 [0.0647, 0.1923]
Meghalaya	4.38 [3.88, 5.52]	1.56 [0.83, 2.47]	0.1 [0.03, 0.7]	0 [0, 0.54]	5707 [4947, 7460]	2379 [924, 3775]	104 [30, 1024]	0 [0, 830]	5225 [4525, 6843]	2219 [857, 3508]	93 [29, 943]	0 [0, 766]	482 [423, 616]	160 [67, 267]	11 [1, 81]	0 [0, 64]	0.0275 [0.0067, 0.0776]	0.0128 [0.0071, 0.0327]
Mizoram	35.85 [35.3, 37.08]	19.55 [18.56, 20.53]	0 [0, 0.64]	0 [0, 0.59]	7991 [7886, 8225]	3657 [3463, 3842]	0 [0, 121]	0 [0, 112]	4660 [4599, 4794]	1817 [1706, 1923]	0 [0, 69]	0 [0, 64]	3331 [3287, 3431]	1840 [1757, 1919]	0 [0, 52]	0 [0, 48]	0.1057 [0.0186, 0.2073]	0.049 [0.0266, 0.0761]
Nagaland	39.61 [38.74, 41.38]	16.63 [15.28, 18.01]	2.16 [1.78, 3.05]	4.92 [4.64, 5.8]	59289 [57744, 62289]	6544 [4431, 8870]	153 [121, 1639]	3184 [2390, 4706]	17856 [17392, 18761]	2814 [2173, 3516]	116 [89, 565]	1098 [862, 1557]	41433 [40351, 43528]	3730 [2257, 5354]	37 [32, 1075]	2086 [1528, 3150]	0.3262 [0.0298, 0.6539]	0.1539 [0.096, 0.2416]
NCT of Delhi	35.32 [31.14, 41.53]	9.08 [6.31, 13.69]	0.12 [0, 2.93]	0.26 [0.03, 3.77]	689108 [606930, 815540]	170771 [112894, 265322]	992 [0, 58997]	2079 [271, 72506]	56801 [53737, 61823]	6675 [4620, 10470]	0 [0, 2357]	0 [0, 2724]	632307 [553193, 753717]	164096 [108274, 254852]	992 [0, 56641]	2079 [271, 69782]	0.4738 [0.088, 1.192]	0.206 [0.1217, 0.4939]
Odisha	3.22 [2.95, 4.17]	0.11 [0, 0.86]	0.03 [0, 0.53]	0 [0, 0.44]	927251 [855991, 1174307]	33424 [0, 231010]	7825 [506, 138736]	0 [0, 115862]	843487 [778591, 1068940]	30927 [0, 211240]	7327 [496, 126796]	0 [0, 105724]	83764 [77399, 105367]	2497 [0, 19770]	499 [10, 11939]	0 [0, 10138]	0.1893 [0.0317, 0.6388]	0.0715 [0.044, 0.2698]
Puducherry	0.09 [0, 5.74]	0 [0, 4.21]	0 [0, 2.57]	0 [0, 3.18]	0 [0, 1799]	0 [0, 1342]	0 [0, 821]	0 [0, 1009]	0 [0, 961]	0 [0, 721]	0 [0, 444]	0 [0, 531]	0 [0, 838]	0 [0, 621]	0 [0, 377]	0 [0, 478]	0 [0, 0.072]	0 [0, 0.0452]
Punjab	19.72 [19.17, 20.94]	1.4 [1.19, 2.37]	0.02 [0, 0.66]	0.11 [0.09, 0.7]	2659294 [2588786, 2817826]	254024 [221073, 379829]	3490 [0, 86094]	16006 [12589, 91831]	2152398 [2094715, 2282122]	211094 [183417, 314040]	2910 [0, 70507]	14014 [11080, 76055]	506896 [494072, 535705]	42931 [37656, 65789]	580 [0, 15586]	1992 [1509, 15776]	0.899 [0.1076, 1.9915]	0.3623 [0.1915, 0.688]
Rajasthan	0.07 [0.01, 0.74]	0 [0, 0.54]	0 [0, 0.37]	0 [0, 0.31]	17793 [1309, 207896]	555 [0, 154059]	198 [18, 103027]	700 [0, 87692]	16355 [1216, 192207]	529 [0, 142512]	190 [18, 95292]	662 [0, 81152]	1438 [93, 15689]	26 [0, 11547]	8 [0, 7735]	38 [0, 6540]	0.0025 [0.002, 0.1433]	0.0011 [0.001, 0.0871]
Sikkim	0.01 [0, 2.11]	0 [0, 1.63]	0 [0, 1.04]	0 [0, 1.05]	0 [0, 7]	0 [0, 6]	0 [0, 4]	0 [0, 4]	0 [0, 4]	0 [0, 3]	0 [0, 2]	0 [0, 2]	0 [0, 4]	0 [0, 3]	0 [0, 2]	0 [0, 2]	0 [0, 0.0006]	0 [0, 0.0004]
Tamil Nadu	0.07 [0, 1.46]	0 [0, 1.09]	0 [0, 0.71]	0 [0, 0.69]	7833 [171, 145363]	0 [0, 107202]	461 [0, 69504]	0 [0, 69178]	5116 [93, 55090]	0 [0, 39886]	277 [0, 26639]	0 [0, 23554]	2717 [78, 90273]	0 [0, 67317]	184 [0, 42865]	0 [0, 45624]	0.001 [0.0006, 0.0992]	0.0004 [0.0003, 0.0604]
Tripura	1.23 [0.96, 2.48]	0.77 [0.38, 1.76]	0.01 [0, 0.66]	0 [0, 0.6]	7037 [4730, 22073]	4464 [1872, 16406]	146 [0, 7994]	0 [0, 7174]	6050 [4229, 16756]	3867 [1673, 12369]	133 [0, 5719]	0 [0, 5110]	987 [501, 5317]	597 [199, 4037]	13 [0, 2275]	0 [0, 2063]	0.0335 [0.013, 0.2668]	0.0164 [0.0114, 0.1497]
Uttar Pradesh	2.86 [2.52, 3.97]	0.49 [0.2, 1.38]	0.09 [0.03, 0.68]	0.02 [0, 0.55]	4047394 [3590824, 5558396]	704414 [307728, 1907222]	134803 [39067, 927404]	23383 [0, 740343]	3478082 [3093349, 4750368]	622585 [275319, 1635631]	121203 [36087, 788958]	21135 [0, 624426]	569312 [497475, 808028]	81829 [32409, 271592]	13600 [2980, 138446]	2248 [0, 115917]	0.2268 [0.0497, 0.7396]	0.1003 [0.0601, 0.349]

Uttarakhand	6.17 [5.74, 7.28]	0.37 [0.09, 1.25]	0.01 [0, 0.59]	0 [0, 0.52]	281266 [267033, 313705]	18528 [5819, 44276]	831 [0, 17741]	0 [0, 15501]	211234 [200477, 235806]	12734 [3981, 32237]	568 [0, 13376]	0 [0, 11745]	70033 [66556, 77899]	5794 [1838, 12039]	262 [0, 4365]	0 [0, 3757]	0.2479 [0.0406, 0.5773]	0.0951 [0.0581, 0.2174]
West Bengal	15.19 [14.58, 16.49]	11.03 [10.32, 12.04]	1.59 [1.48, 2.25]	2.89 [2.78, 3.53]	9043325 [8800217, 9661667]	7452780 [7003811, 7945391]	1065199 [988448, 1390230]	16466861 [1573121, 1939947]	6981169 [6807416, 7452258]	5622336 [5266528, 5999534]	792079 [732569, 1042314]	10874631 [1030261, 13077001]	20621561 [1992801, 22094091]	18304441 [1737283, 19458571]	273120 [255880, 347917]	559223 [542860, 632248]	2.5856 [0.6608, 4.5606]	1.5883 [0.9792, 2.2304]
INDIA	5.61 [5.29, 6.78]	2.04 [1.79, 2.97]	0.18 [0.14, 0.79]	0.31 [0.28, 0.88]	39050914 [37334223, 44772370]	15149715 [13323335, 19672709]	14931937 [1157577, 4490537]	22543605 [2089825, 4980416]	32925342 [31553861, 37572664]	12262868 [10743856, 15944615]	1169200 [884984, 3617715]	16318799 [1497209, 38292109]	61255723 [5780363, 71997063]	28868479 [2579479, 37280949]	323993 [272593, 872822]	622481 [592616, 1151206]	0.5052 [0.1923, 0.9859]	0.2631 [0.2033, 0.4511]

Table S6. Modelled state-wise cardiovascular disease (CVD) health risk. State-wise rural, urban, and total population exposed to arsenic concentration ranges of 10 to 20, 20 to 50, 50 to 80, and > 80 µg/L by drinking groundwater. Population-attributable fraction (PAF) of high groundwater arsenic-attributable CVD mortality. The estimations were based on exposure model 2 considering water from wells (covered + uncovered), hand pumps, and tube wells/boreholes as groundwater, and both linear and non-linear dose-response relationships between cardiovascular disease mortality and arsenic concentration in drinking water.

State	Proportion (%) of areas exposed to groundwater arsenic				Total population exposed to groundwater arsenic				Rural population exposed to groundwater arsenic				Urban population exposed to groundwater arsenic				PAF (%) for CVD (Linear Model)	PAF (%) for CVD (Non-linear Model)
	10-20 µg/L	20-50 µg/L	50-80 µg/L	> 80 µg/L	10-20 µg/L	20-50 µg/L	50-80 µg/L	> 80 µg/L	10-20 µg/L	20-50 µg/L	50-80 µg/L	> 80 µg/L	10-20 µg/L	20-50 µg/L	50-80 µg/L	> 80 µg/L		
Andaman & Nicobar Island	**2.12 [1.5, 3.57]**	1.88 [0.78, 3.03]	0.19 [0, 0.94]	0.06 [0, 0.76]	637 [451, 1065]	527 [203, 865]	60 [0, 281]	16 [0, 224]	591 [417, 993]	495 [192, 813]	58 [0, 265]	15 [0, 210]	46 [34, 72]	32 [11, 52]	2 [0, 15]	1 [0, 14]	0.0375 [0.0133, 0.1138]	0.0201 [0.0093, 0.0543]
Andhra Pradesh	0.09 [0.05, 0.91]	0 [0, 0.65]	0.01 [0, 0.44]	0 [0, 0.39]	14910 [8377, 152007]	0 [0, 111506]	2745 [0, 78073]	0 [0, 61614]	13656 [7949, 126380]	0 [0, 91824]	2287 [0, 64420]	0 [0, 50434]	1254 [428, 25626]	0 [0, 19682]	458 [0, 13654]	0 [0, 11181]	0.002 [0.0015, 0.0868]	0.001 [0.001, 0.0507]
Arunanchal Pradesh	9.15 [8.77, 10.12]	27.44 [26.57, 28.21]	1.45 [1.19, 1.97]	0.4 [0.25, 0.85]	28745 [27704, 31223]	97276 [94938, 99260]	3136 [2391, 4451]	501 [273, 1661]	24693 [23823, 26771]	83267 [81297, 84931]	2416 [1796, 3520]	394 [222, 1364]	4052 [3881, 4452]	14010 [13641, 14329]	720 [595, 931]	108 [51, 297]	1.2218 [0.1069, 2.3324]	0.7018 [0.3741, 1.0425]
Assam	38.7 [38.12, 39.94]	25.18 [24.12, 26.04]	0.91 [0.7, 1.57]	2.62 [2.41, 3.22]	10275560 [10133696, 10581502]	6095125 [5832654, 6308566]	194898 [141818, 356150]	614630 [562131, 762080]	9247219 [9123833, 9514035]	5467918 [5233563, 5653471]	175907 [128098, 316710]	555568 [509893, 684007]	10283413 [1009863, 10674675]	627207 [599091, 655095]	18991 [13720, 39440]	59062 [52238, 78073]	5.7116 [0.8619, 10.3148]	3.0954 [1.7688, 4.5304]
Bihar	11.04 [10.56, 12.33]	1.46 [0.83, 2.48]	0.1 [0.01, 0.76]	0.02 [0, 0.64]	10951011 [10474573, 12209272]	1390818 [784732, 2386588]	91212 [6100, 743009]	13322 [0, 619452]	10074335 [9642251, 11214826]	1237626 [694481, 2140191]	78310 [5356, 669096]	11074 [0, 560480]	876676 [832323, 994446]	153192 [90251, 246397]	12902 [743, 73913]	2248 [0, 58971]	1.0343 [0.1312, 2.4215]	0.4244 [0.2466, 0.9224]
Chandigarh	0 [0, 6.37]	0 [0, 4.75]	0 [0, 2.91]	0 [0, 3.56]	0 [0, 1811]	0 [0, 1352]	0 [0, 827]	0 [0, 1013]	0 [0, 64]	0 [0, 48]	0 [0, 29]	0 [0, 36]	0 [0, 1747]	0 [0, 1304]	0 [0, 798]	0 [0, 977]	0 [0, 0.0902]	0 [0, 0.0525]
Chhattisgarh	0.05 [0.01, 0.77]	0 [0, 0.58]	0.04 [0, 0.43]	0.01 [0, 0.34]	9585 [1418, 149847]	431 [0, 113909]	7642 [59, 83828]	2029 [0, 65890]	7982 [1077, 133282]	362 [0, 101713]	6582 [44, 74608]	1683 [0, 58764]	1603 [341, 16565]	69 [0, 12196]	1061 [14, 9219]	347 [0, 7127]	0.0111 [0.0061, 0.3007]	0.0078 [0.005, 0.1733]
Dadara & Nagar Havelli	0 [0, 3.15]	0 [0, 2.41]	0 [0, 1.52]	0 [0, 1.65]	0 [0, 5686]	0 [0, 4357]	0 [0, 2747]	0 [0, 2972]	0 [0, 3195]	0 [0, 2448]	0 [0, 1544]	0 [0, 1671]	0 [0, 2490]	0 [0, 1908]	0 [0, 1203]	0 [0, 1302]	0 [0, 0.8168]	0 [0, 0.4942]
Daman & Diu	0.86 [0, 11.32]	0 [0, 7.67]	0 [0, 4.59]	0 [0, 6.14]	33 [0, 5704]	0 [0, 4161]	0 [0, 2496]	0 [0, 3312]	27 [0, 882]	0 [0, 627]	0 [0, 376]	0 [0, 500]	6 [0, 4822]	0 [0, 3534]	0 [0, 2120]	0 [0, 2812]	0.0011 [0.0009, 1.1457]	0.0004 [0.0004, 0.7161]
Goa	0.05 [0, 1.65]	0 [0, 1.26]	0 [0, 0.82]	0 [0, 0.78]	78 [0, 2754]	0 [0, 2103]	0 [0, 1365]	0 [0, 1313]	42 [0, 1506]	0 [0, 1150]	0 [0, 746]	0 [0, 718]	35 [0, 1248]	0 [0, 953]	0 [0, 618]	0 [0, 595]	0.0004 [0.0004, 0.0956]	0.0001 [0.0001, 0.0563]
Gujarat	0.44 [0.27, 1.28]	0 [0, 0.68]	0 [0, 0.45]	0 [0, 0.39]	47693 [23858, 207828]	304 [0, 128676]	4 [0, 85287]	81 [0, 74732]	38604 [19974, 171331]	245 [0, 106612]	3 [0, 70643]	63 [0, 61986]	9089 [3884, 36497]	59 [0, 22064]	0 [0, 14644]	18 [0, 12746]	0.0063 [0.0038, 0.1444]	0.0023 [0.002, 0.0853]
Haryana	27.86 [27.22, 29.36]	0.49 [0.38, 1.67]	0 [0, 0.77]	0.01 [0, 0.74]	2186589 [2139859, 2295548]	28026 [21401, 113754]	0 [0, 55739]	794 [0, 54064]	1759537 [1726758, 1838759]	21214 [16371, 83657]	0 [0, 40682]	409 [0, 38962]	427052 [413101, 456789]	6812 [5030, 30097]	0 [0, 15057]	385 [0, 15102]	0.6934 [0.0157, 1.6034]	0.2512 [0.1067, 0.5132]
Himachal Pradesh	1.26 [0.96, 2.37]	0.96 [0.67, 1.84]	0 [0, 0.58]	0 [0, 0.53]	7850 [6055, 14072]	6566 [4453, 11491]	0 [0, 3225]	0 [0, 2996]	7610 [5888, 13530]	6320 [4304, 11007]	0 [0, 3070]	0 [0, 2850]	241 [167, 541]	247 [149, 484]	0 [0, 155]	0 [0, 145]	0.0229 [0.0074, 0.0814]	0.0114 [0.0084, 0.0405]

Jammu & Kashmir	1.37 [1.13, 2.91]	3.01 [2.77, 4.22]	0 [0, 0.78]	0 [0, 0.75]	62911 [53944, 95488]	151305 [139111, 176949]	1 [0, 16685]	0 [0, 15907]	52936 [45166, 81343]	126821 [116480, 149179]	1 [0, 14544]	0 [0, 13876]	9975 [8779, 14146]	24483 [22632, 27770]	1 [0, 2141]	0 [0, 2032]	0.2141 [0.0376, 0.5465]	0.1177 [0.0675, 0.2333]
Jharkhand	0.75 [0.61, 1.9]	0.33 [0.2, 1.25]	0.09 [0.02, 0.69]	0.01 [0, 0.56]	217916 [178864, 534338]	92035 [54722, 343659]	24016 [4334, 189631]	3063 [0, 153600]	180306 [148026, 444147]	68060 [39652, 277911]	18103 [2871, 156255]	2516 [0, 127976]	37610 [30838, 90191]	23975 [15070, 65748]	5913 [1463, 33376]	547 [0, 25624]	0.1091 [0.0425, 0.6435]	0.056 [0.0368, 0.35]
Karnataka	0.42 [0.35, 1.33]	0 [0, 0.73]	0 [0, 0.49]	0 [0, 0.42]	75222 [59038, 236891]	691 [0, 130588]	643 [0, 87168]	101 [0, 75035]	69104 [54912, 189309]	535 [0, 97392]	579 [0, 65304]	94 [0, 55398]	6118 [4125, 47582]	156 [0, 33196]	64 [0, 21863]	7 [0, 19637]	0.0101 [0.0025, 0.1532]	0.0037 [0.0028, 0.0851]
Kerala	0.72 [0.33, 2.04]	0.24 [0.01, 1.29]	0 [0, 0.69]	0.01 [0, 0.64]	137592 [59371, 432494]	44652 [1442, 277991]	623 [0, 153315]	1618 [0, 143698]	70630 [27912, 228256]	20759 [636, 145518]	361 [0, 82030]	1176 [0, 77060]	66962 [31459, 204237]	23893 [806, 132472]	262 [0, 71285]	441 [0, 66638]	0.0535 [0.0313, 0.5183]	0.0245 [0.0158, 0.3011]
Lakshadweep	11.54 [0, 28.6]	0 [0, 12.27]	0 [0, 7.2]	0 [0, 10.48]	5562 [0, 13786]	0 [0, 5916]	0 [0, 3470]	0 [0, 5051]	837 [0, 2076]	0 [0, 891]	0 [0, 522]	0 [0, 761]	4724 [0, 11710]	0 [0, 5025]	0 [0, 2947]	0 [0, 4290]	0.6769 [0.3309, 7.2021]	0.241 [0.1622, 4.4005]
Madhya Pradesh	0.63 [0.5, 1.46]	0 [0, 0.67]	0.01 [0, 0.45]	0.01 [0, 0.39]	309284 [243669, 745223]	1731 [0, 352836]	5550 [0, 240045]	4005 [0, 204769]	273880 [217764, 648331]	1544 [0, 303228]	4877 [0, 206444]	3495 [0, 175790]	35403 [25905, 96892]	187 [0, 49608]	672 [0, 33601]	511 [0, 28979]	0.0369 [0.0124, 0.3707]	0.0147 [0.0111, 0.2016]
Maharashtra	0.06 [0.02, 1.2]	0 [0, 0.89]	0.01 [0, 0.58]	0 [0, 0.57]	25710 [9301, 253869]	287 [0, 185069]	3462 [0, 127698]	394 [0, 104105]	22625 [8207, 211697]	232 [0, 153779]	2976 [0, 106512]	354 [0, 85610]	3085 [1094, 42171]	55 [0, 31290]	486 [0, 21186]	41 [0, 18496]	0.0025 [0.0024, 0.1069]	0.0012 [0.0012, 0.0636]
Manipur	29.14 [28, 31.3]	19.88 [18.4, 21.55]	0.16 [0.13, 1.22]	0.11 [0.08, 1.22]	130882 [127098, 138327]	71636 [66327, 77428]	488 [390, 4206]	308 [237, 4060]	107659 [104888, 113188]	54027 [49977, 58337]	368 [290, 3141]	229 [176, 2999]	23223 [22210, 25140]	17609 [16350, 19091]	120 [100, 1065]	79 [61, 1060]	0.7265 [0.1274, 1.4997]	0.3482 [0.2045, 0.5456]
Meghalaya	4.38 [3.88, 5.52]	1.56 [0.83, 2.47]	0.1 [0.03, 0.7]	0 [0, 0.54]	42755 [38297, 53030]	15849 [9170, 24033]	1036 [342, 6433]	0 [0, 4867]	40620 [36482, 50165]	15209 [8862, 22813]	994 [334, 6008]	0 [0, 4519]	2135 [1814, 2865]	640 [308, 1220]	42 [8, 424]	0 [0, 348]	0.1977 [0.0651, 0.4719]	0.0916 [0.0578, 0.2133]
Mizoram	35.85 [35.3, 37.08]	19.55 [18.56, 20.53]	0 [0, 0.64]	0 [0, 0.59]	27321 [26926, 28201]	13239 [12523, 13936]	0 [0, 457]	0 [0, 423]	13601 [13379, 14091]	5768 [5390, 6156]	0 [0, 254]	0 [0, 236]	13720 [13547, 14110]	7471 [7133, 7781]	0 [0, 204]	0 [0, 187]	0.3703 [0.0652, 0.7163]	0.1732 [0.1019, 0.2716]
Nagaland	39.61 [38.74, 41.38]	16.63 [15.28, 18.01]	2.16 [1.78, 3.05]	4.92 [4.64, 5.8]	267417 [261033, 280191]	94243 [84814, 104195]	9624 [7811, 16021]	21792 [19020, 28195]	153687 [149947, 161226]	72415 [66789, 78295]	8194 [6680, 11980]	14498 [12888, 18266]	113730 [111086, 118965]	21828 [18025, 25900]	1429 [1131, 4042]	7294 [6132, 9930]	2.0896 [0.4008, 3.9902]	1.1277 [0.6719, 1.7006]
NCT of Delhi	35.32 [31.14, 41.53]	9.08 [6.31, 13.69]	0.12 [0, 2.93]	0.26 [0.03, 3.77]	695337 [612589, 822636]	172046 [113770, 267245]	998 [0, 59400]	2093 [273, 73006]	57693 [54601, 62763]	6746 [4665, 10577]	0 [0, 2379]	0 [0, 2749]	637644 [557988, 759874]	165300 [109105, 256668]	998 [0, 57021]	2093 [273, 70256]	0.4779 [0.0726, 1.1896]	0.2077 [0.1267, 0.4946]
Odisha	3.22 [2.95, 4.17]	0.11 [0, 0.86]	0.03 [0, 0.53]	0 [0, 0.44]	1134389 [1041715, 1455652]	37892 [0, 294989]	9602 [626, 180066]	0 [0, 150418]	1022292 [939463, 1309941]	34813 [0, 265022]	8828 [612, 161473]	0 [0, 134662]	112097 [102252, 145712]	3079 [0, 29967]	774 [14, 18593]	0 [0, 15757]	0.2305 [0.0283, 0.8124]	0.0869 [0.0601, 0.3442]
Puducherry	0.09 [0, 5.74]	0 [0, 4.21]	0 [0, 2.57]	0 [0, 3.18]	0 [0, 10393]	0 [0, 7421]	0 [0, 4318]	0 [0, 6518]	0 [0, 983]	0 [0, 737]	0 [0, 454]	0 [0, 543]	0 [0, 9409]	0 [0, 6683]	0 [0, 3864]	0 [0, 5975]	0 [0, 0.421]	0 [0, 0.2554]
Punjab	19.72 [19.17, 20.94]	1.4 [1.19, 2.37]	0.02 [0, 0.66]	0.11 [0.09, 0.7]	2681146 [2609915, 2841281]	257444 [224057, 384517]	3529 [0, 86964]	16221 [12761, 92817]	2168627 [2110354, 2299653]	213098 [185110, 317074]	2945 [0, 71217]	14217 [11243, 76885]	512519 [499562, 541628]	44346 [38948, 67444]	584 [0, 15748]	2004 [1518, 15932]	0.9071 [0.0816, 2.0201]	0.3657 [0.1915, 0.6943]
Rajasthan	0.07 [0.01, 0.74]	0 [0, 0.54]	0 [0, 0.37]	0 [0, 0.31]	21907 [1571, 263972]	706 [0, 196225]	251 [25, 131272]	807 [0, 111495]	20316 [1472, 246173]	676 [0, 183094]	242 [25, 122476]	762 [0, 104053]	1591 [99, 17798]	31 [0, 13131]	10 [0, 8795]	44 [0, 7442]	0.003 [0.0028, 0.1891]	0.0013 [0.0013, 0.1092]
Sikkim	0.01 [0, 2.11]	0 [0, 1.63]	0 [0, 1.04]	0 [0, 1.05]	1 [0, 83]	0 [0, 64]	0 [0, 41]	0 [0, 41]	1 [0, 48]	0 [0, 37]	0 [0, 24]	0 [0, 24]	0 [0, 35]	0 [0, 27]	0 [0, 17]	0 [0, 17]	0 [0, 0.0064]	0 [0, 0.0041]
Tamil Nadu	0.07 [0, 1.46]	0 [0, 1.09]	0 [0, 0.71]	0 [0, 0.69]	9838 [209, 188681]	0 [0, 140001]	568 [0, 91164]	0 [0, 88938]	6014 [117, 77154]	0 [0, 56812]	334 [0, 37908]	0 [0, 33481]	3824 [92, 111526]	0 [0, 83190]	234 [0, 53256]	0 [0, 55458]	0.0012 [0.0011, 0.1285]	0.0005 [0.0005, 0.0766]
Tripura	1.23 [0.96, 2.48]	0.77 [0.38, 1.76]	0.01 [0, 0.66]	0 [0, 0.6]	26907 [20740, 55259]	16927 [8172, 39417]	253 [0, 15013]	0 [0, 13571]	24688 [19235, 47893]	15577 [7580, 33979]	237 [0, 12310]	0 [0, 11115]	2219 [1505, 7366]	1350 [592, 5439]	16 [0, 2703]	0 [0, 2456]	0.1259 [0.0443, 0.6112]	0.0612 [0.0423, 0.2961]
Uttar Pradesh	2.86 [2.52, 3.97]	0.49 [0.2, 1.38]	0.09 [0.03, 0.68]	0.02 [0, 0.55]	4121839 [3644944, 5718369]	736497 [322374, 2007437]	142705 [40679, 980240]	26141 [0, 783618]	3547057 [3143293, 4900390]	652152 [288708, 1729774]	128559 [37632, 838914]	23745 [0, 665411]	574782 [501651, 817979]	84345 [33666, 277664]	14145 [3047, 141327]	2396 [0, 118207]	0.2331 [0.0446, 0.7736]	0.1036 [0.0611, 0.366]
Uttarakhand	6.17 [5.74, 7.28]	0.37 [0.09, 1.25]	0.01 [0, 0.59]	0 [0, 0.52]	283713 [269094, 317285]	18629 [5838, 45281]	834 [0, 18340]	0 [0, 16038]	213298 [202182, 238943]	12807 [3993, 33165]	570 [0, 13941]	0 [0, 12252]	70414 [66912, 78343]	5822 [1845, 12116]	263 [0, 4399]	0 [0, 3786]	0.25 [0.0428, 0.6035]	0.0958 [0.0509, 0.2217]
West Bengal	15.19 [14.58, 16.49]	11.03 [10.32, 12.04]	1.59 [1.48, 2.25]	2.89 [2.78, 3.53]	9645564 [9386037, 10313046]	7607611 [7127874, 8139648]	10826042 [1003562, 1433857]	16634525 [1588235, 1979589]	7379974 [7194898, 7887360]	5730102 [5352280, 6136502]	806162 [744752, 1075876]	10971142 [1038452, 1334112]	22655909 [2191139, 2425686]	18775094 [1775594, 2003146]	276442 [258811, 357981]	566338 [549783, 645476]	2.6663 [0.6909, 4.7394]	1.6277 [0.9918, 2.3014]
INDIA	5.61 [5.29, 6.78]	2.04 [1.79, 2.97]	0.18 [0.14, 0.79]	0.31 [0.28, 0.88]	43445902 [41460345,	16952493 [14908574,	15864867 [1208137,	23713719 [2182929,	36600143 [35024266,	13848786 [12160330,	12498934235676]	17274064 [1572874,	68457609 [6436079,	31037075 [2748245,	336593 [279647, 1027608]	643965 [610055, 1307325]	0.5588 [0.1285, 1.2225]	0.2896 [0.2086, 0.5383]

	5045681 2]	2250143 3]	5263283]	5707082]	4226068 3]	1833876 3]	4399757]	8196129]	4162670]	

Table S7. India state-wise modelled annual CVD mortality attributable to chronic consumption of high groundwater arsenic in India based on exposure model 1, including total CVD mortality for all high arsenic concentrations and CVD mortality for four different arsenic concentration categories (10-20, 20-50, 50-80, and > 80 μg/L). These mortality estimations were based on both linear and non-linear dose-response relationships between cardiovascular disease mortality and arsenic concentration in drinking water. By definition only there is no modelled arsenic-attributable CVD mortality in the reference arsenic concentration category. Exposure model 1 assumes that modelled groundwater arsenic hazard data apply to and exposure arises from only hand pumps, tube wells and boreholes. Although modelled mortalities for model 1 are somewhat lower than for model 2, these differences are of the same order as the uncertainties in baseline all-cause CVD mortality data for the states [56].

States / Territories	Modelled Annual Arsenic-Attributable CVD Mortality Linear dose-response relationship					Modelled Annual Arsenic-Attributable CVD Mortality Non-linear dose-response relationship				
	Total	As Concentration Categories 2-5 (μg/L)				Total	As Concentration Categories 2-5 (μg/L)			
		2 (10-20)	3 (20-50)	4 (50-80)	5 (> 80)		2 (10-20)	3 (20-50)	4 (50-80)	5 (> 80)
Andhra Pradesh	3 [2, 158]	2 [2, 116]	0 [0, 0]	1 [1, 42]	0 [0, 0]	2 [1, 97]	1 [1, 54]	0 [0, 0]	1 [1, 43]	0 [0, 0]
Arunachal Pradesh	11 [1, 25]	1 [0, 3]	9 [1, 21]	0 [0, 1]	0 [0, 0]	6 [3, 11]	1 [0, 1]	5 [2, 10]	0 [0, 1]	0 [0, 0]
Assam	2501 [407, 5324]	1048 [175, 2242]	1174 [187, 2491]	52 [9, 109]	227 [36, 482]	1381 [705, 2298]	383 [196, 640]	721 [369, 1198]	43 [22, 70]	234 [118, 390]
Bihar	1654 [164, 4462]	1325 [135, 3582]	298 [26, 798]	26 [3, 69]	5 [0, 13]	677 [325, 1681]	473 [228, 1170]	179 [85, 448]	20 [10, 50]	5 [2, 12]
Chhattisgarh	6 [4, 193]	2 [1, 49]	0 [0, 4]	3 [2, 107]	1 [1, 33]	4 [3, 111]	1 [0, 15]	0 [0, 2]	3 [2, 68]	1 [1, 26]
Goa	0 [0, 0]	0 [0, 0]	0 [0, 0]	0 [0, 0]	0 [0, 0]	0 [0, 0]	0 [0, 0]	0 [0, 0]	0 [0, 0]	0 [0, 0]
Gujarat	6 [4, 171]	6 [4, 169]	0 [0, 2]	0 [0, 0]	0 [0, 1]	2 [2, 101]	2 [2, 98]	0 [0, 2]	0 [0, 0]	0 [0, 1]
Haryana	316 [9, 848]	308 [9, 826]	8 [0, 21]	0 [0, 0]	0 [0, 1]	115 [46, 275]	110 [44, 263]	5 [2, 11]	0 [0, 0]	0 [0, 1]
Himachal Pradesh	2 [1, 10]	1 [0, 4]	1 [0, 6]	0 [0, 0]	0 [0, 0]	1 [1, 5]	0 [0, 1]	1 [0, 4]	0 [0, 0]	0 [0, 0]
Jammu & Kashmir	46 [1, 119]	8 [0, 22]	38 [1, 97]	0 [0, 0]	0 [0, 0]	25 [14, 56]	3 [2, 6]	22 [12, 50]	0 [0, 0]	0 [0, 0]
Jharkhand	29 [9, 186]	15 [5, 97]	10 [3, 63]	4 [1, 22]	1 [0, 4]	15 [9, 101]	5 [4, 37]	6 [4, 40]	3 [2, 20]	1 [0, 5]
Karnataka	13 [3, 221]	13 [3, 214]	0 [0, 1]	0 [0, 4]	0 [0, 1]	5 [3, 124]	5 [3, 116]	0 [0, 1]	0 [0, 5]	0 [0, 2]
Kerala	6 [3, 46]	4 [2, 26]	3 [1, 19]	0 [0, 0]	0 [0, 0]	3 [2, 25]	1 [1, 12]	2 [1, 14]	0 [0, 0]	0 [0, 0]
Madhya Pradesh	37 [12, 451]	34 [11, 415]	0 [0, 4]	1 [0, 18]	1 [0, 13]	14 [10, 246]	12 [9, 204]	0 [0, 3]	1 [1, 20]	1 [1, 19]
Maharashtra	3 [2, 182]	2 [1, 126]	0 [0, 3]	1 [1, 46]	0 [0, 7]	2 [2, 110]	1 [1, 56]	0 [0, 2]	1 [1, 43]	0 [0, 9]
Manipur	12 [2, 29]	6 [1, 15]	6 [1, 14]	0 [0, 0]	0 [0, 0]	6 [3, 12]	2 [1, 4]	4 [2, 7]	0 [0, 0]	0 [0, 0]
Meghalaya	1 [0, 3]	0 [0, 1]	0 [0, 1]	0 [0, 0]	0 [0, 0]	0 [0, 1]	0 [0, 0]	0 [0, 1]	0 [0, 0]	0 [0, 0]
Mizoram	1 [0, 3]	0 [0, 1]	0 [0, 1]	0 [0, 0]	0 [0, 0]	0 [0, 1]	0 [0, 0]	0 [0, 1]	0 [0, 0]	0 [0, 0]
Nagaland	8 [1, 19]	6 [0, 14]	1 [0, 3]	0 [0, 0]	1 [0, 2]	4 [2, 7]	2 [1, 4]	1 [0, 1]	0 [0, 0]	1 [1, 2]
NT of Delhi	136 [23, 389]	92 [16, 265]	42 [7, 121]	0 [0, 1]	1 [0, 3]	59 [31, 162]	33 [17, 90]	25 [13, 69]	0 [0, 1]	1 [0, 2]
Odisha	146 [21, 604]	134 [20, 556]	9 [1, 37]	3 [0, 11]	0 [0, 0]	55 [29, 251]	48 [25, 216]	5 [3, 25]	2 [1, 10]	0 [0, 0]
Punjab	796 [88, 2011]	665 [73, 1678]	116 [14, 295]	2 [0, 5]	13 [1, 32]	321 [139, 698]	237 [103, 517]	69 [30, 150]	2 [1, 4]	13 [6, 28]
Rajasthan	2 [2, 191]	2 [2, 158]	0 [0, 9]	0 [0, 4]	0 [0, 20]	1 [1, 117]	1 [1, 78]	0 [0, 7]	0 [0, 5]	0 [0, 27]
Sikkim	0 [0, 0]	0 [0, 0]	0 [0, 0]	0 [0, 0]	0 [0, 0]	0[0, 0]	0 [0, 0]	0 [0, 0]	0 [0, 0]	0 [0, 0]
Tamil Nadu	2 [1, 256]	2 [1, 224]	0 [0, 0]	0 [0, 32]	0 [0, 0]	1 [1, 151]	1 [1, 113]	0 [0, 0]	0 [0, 38]	0 [0, 0]
Tripura	3 [1, 26]	1 [0, 12]	1 [1, 14]	0 [0, 1]	0 [0, 0]	1 [1, 15]	0 [0, 5]	1 [1, 9]	0 [0, 1]	0 [0, 0]
Uttar Pradesh	745 [142, 2887]	524 [99, 2001]	167 [33, 676]	43 [9, 171]	10 [2, 39]	329 [178, 1392]	186 [104, 782]	99 [51, 424]	34 [18, 146]	10 [5, 40]
Uttarakhand	53 [8, 151]	47 [7, 134]	6 [1, 16]	0 [0, 1]	0 [0, 0]	20 [11, 57]	17 [9, 47]	3 [2, 9]	0 [0, 1]	0 [0, 0]
West Bengal	5594 [1216, 11283]	1648 [367, 3301]	2503 [533, 5056]	477 [108, 960]	966 [208, 1966]	3459 [1812, 5603]	593 [309, 971]	1508 [799, 2431]	384 [200, 622]	974 [505, 1580]
Other Union Territories	0 [0, 18]	0 [0, 14]	0 [0, 3]	0 [0, 1]	0 [0, 0]	0 [0, 11]	0 [0, 7]	0 [0, 3]	0 [0, 1]	0 [0, 0]
India	12132 [2126, 30265]	5899 [933, 16263]	4393 [809, 9777]	614 [134, 1606]	1226 [250, 2619]	6510 [3333, 13718]	2117 [1060, 5507]	2657 [1375, 4921]	495 [258, 1145]	1241 [640, 2145]

Table S8. India state-wise modelled annual CVD mortality attributable to chronic consumption of high groundwater arsenic in India based on exposure model 2, including total CVD mortality for all high arsenic concentrations and CVD mortality for four different arsenic concentration categories (10-20, 20-50, 50-80, and > 80 μg/L). These mortality estimations were also based on both linear and non-linear dose-response relationships between cardiovascular disease mortality and arsenic concentration in drinking water. By definition only there is no modelled arsenic-attributable CVD mortality in the reference arsenic concentration category. Exposure model 2 assumes that modelled groundwater arsenic hazard data apply to and exposure arises from covered/uncovered, hand pumps, tube wells, and boreholes. Although modelled mortalities for model 1 are somewhat lower than for model 2, these differences are of the same order as the uncertainties in baseline all-cause CVD mortality data for the states [56].

States / Territories	Modelled Annual Arsenic-Attributable CVD Mortality Linear dose-response relationship					Modelled Annual Arsenic-Attributable CVD Mortality Non-linear dose-response relationship				
	Total	As Concentration Categories 2-5 (μg/L)				Total	As Concentration Categories 2-5 (μg/L)			
		2 (10-20)	3 (20-50)	4 (50-80)	5 (> 80)		2 (10-20)	3 (20-50)	4 (50-80)	5 (> 80)
Andhra Pradesh	**4[3, 216]**	3[2, 147]	0[0, 0]	1[1, 68]	0[0, 0]	2[2, 126]	1[1, 62]	0[0, 0]	1[1, 64]	0[0, 0]
Arunachal Pradesh	16[1, 37]	2[0, 5]	13[1, 30]	1[0, 1]	0[0, 0]	9[4, 17]	1[0, 1]	8[4, 14]	0[0, 1]	0[0, 0]
Assam	3084[411, 6378]	1326[174, 2755]	1447[195, 2971]	61[9, 126]	251[34, 526]	1698[831, 2894]	489[240, 833]	897[438, 1533]	51[25, 84]	262[128, 444]
Bihar	1703[218, 4636]	1356[177, 3686]	314[37, 860]	28[3, 75]	5[1, 14]	700[354, 1764]	484[245, 1222]	188[95, 474]	22[11, 56]	5[3, 13]
Chhattisgarh	7[4, 224]	2[1, 60]	0[0, 5]	4[2, 119]	1[1, 40]	5[3, 129]	1[0, 17]	0[0, 2]	3[2, 76]	1[1, 33]
Goa	0[0, 4]	0[0, 4]	0[0, 0]	0[0, 0]	0[0, 0]	0[0, 3]	0[0, 3]	0[0, 0]	0[0, 0]	0[0, 0]
Gujarat	9[5, 235]	9[5, 231]	0[0, 3]	0[0, 0]	0[0, 1]	3[3, 137]	3[3, 132]	0[0, 3]	0[0, 0]	0[0, 2]
Haryana	351[8, 941]	342[8, 919]	8[0, 21]	0[0, 0]	0[0, 1]	127[47, 299]	122[45, 286]	5[2, 11]	0[0, 0]	0[0, 1]
Himachal Pradesh	3[1, 15]	1[0, 6]	2[1, 9]	0[0, 0]	0[0, 0]	2[1, 7]	0[0, 2]	1[1, 5]	0[0, 0]	0[0, 0]
Jammu & Kashmir	52[8, 156]	10[2, 29]	42[7, 127]	0[0, 0]	0[0, 0]	28[14, 65]	3[2, 8]	25[12, 57]	0[0, 0]	0[0, 0]
Jharkhand	48[18, 321]	23[9, 155]	18[6, 118]	6[2, 41]	1[0, 7]	24[15, 173]	8[5, 57]	10[6, 75]	5[3, 35]	1[1, 7]
Karnataka	17[4, 301]	17[4, 289]	0[0, 5]	0[0, 6]	0[0, 1]	6[5, 171]	6[4, 157]	0[0, 4]	0[0, 7]	0[0, 2]
Kerala	55[30, 611]	33[19, 372]	20[11, 221]	0[0, 4]	1[1, 14]	25[14, 358]	12[6, 168]	12[6, 168]	0[0, 4]	1[1, 18]
Madhya Pradesh	53[19, 613]	49[17, 560]	0[0, 6]	2[1, 25]	2[1, 23]	21[15, 334]	17[12, 271]	0[0, 5]	2[1, 27]	2[1, 32]
Maharashtra	7[7, 339]	5[5, 241]	0[0, 5]	2[2, 81]	0[0, 12]	3[3, 206]	2[2, 107]	0[0, 4]	1[1, 80]	0[0, 15]
Manipur	37[6, 88]	18[3, 43]	18[3, 44]	0[0, 0]	0[0, 0]	18[9, 32]	6[3, 12]	11[5, 20]	0[0, 0]	0[0, 0]
Meghalaya	6[2, 17]	3[1, 10]	2[1, 7]	0[0, 1]	0[0, 0]	3[1, 7]	1[1, 3]	1[1, 4]	0[0, 0]	0[0, 0]
Mizoram	3[0, 9]	1[0, 5]	1[0, 4]	0[0, 0]	0[0, 0]	1[1, 3]	0[0, 1]	1[0, 2]	0[0, 0]	0[0, 0]
Nagaland	51[8, 115]	25[4, 57]	16[3, 38]	2[0, 5]	7[1, 15]	27[13, 50]	9[4, 16]	10[5, 18]	2[1, 3]	7[3, 12]
NT of Delhi	137[18, 391]	93[12, 269]	42[6, 119]	0[0, 1]	1[0, 3]	60[32, 160]	33[17, 89]	25[14, 68]	0[0, 1]	1[0, 2]
Odisha	177[21, 745]	164[20, 687]	10[1, 43]	3[0, 15]	0[0, 0]	67[41, 316]	58[35, 274]	6[4, 29]	3[2, 13]	0[0, 0]
Punjab	804[69, 2064]	671[57, 1727]	117[10, 299]	2[0, 6]	13[1, 33]	324[142, 693]	239[106, 512]	70[30, 149]	2[1, 4]	13[6, 28]
Rajasthan	3[3, 248]	3[2, 206]	0[0, 12]	0[0, 6]	0[0, 24]	1[1, 146]	1[1, 98]	0[0, 10]	0[0, 6]	0[0, 32]
Sikkim	0[0, 0]	0[0, 0]	0[0, 0]	0[0, 0]	0[0, 0]	0[0, 0]	0[0, 0]	0[0, 0]	0[0, 0]	0[0, 0]
Tamil Nadu	3[2, 330]	2[2, 289]	0[0, 0]	0[0, 41]	0[0, 0]	1[1, 196]	1[1, 148]	0[0, 0]	0[0, 48]	0[0, 0]
Tripura	10[3, 60]	5[2, 28]	6[2, 32]	0[0, 1]	0[0, 0]	5[3, 29]	2[1, 10]	3[2, 19]	0[0, 1]	0[0, 0]
Uttar Pradesh	765[126, 3142]	534[86, 2199]	175[29, 714]	46[9, 184]	11[2, 45]	340[176, 1457]	190[98, 821]	104[53, 436]	36[19, 153]	11[6, 47]
Uttarakhand	54[9, 158]	48[8, 141]	6[1, 17]	0[0, 1]	0[0, 0]	21[10, 57]	17[8, 47]	3[2, 10]	0[0, 1]	0[0, 0]
West Bengal	5765[1340, 11781]	1756[420, 3540]	2551[590, 5261]	484[108, 986]	974[223, 1993]	3544[1807, 5789]	632[324, 1040]	1538[794, 2527]	390[198, 641]	983[491, 1582]
Other Union Territories	1[1, 41]	1[0, 34]	0[0, 5]	0[0, 1]	0[0, 0]	0[0, 25]	0[0, 18]	0[0, 5]	0[0, 1]	0[0, 0]
India	13224[2346, 34215]	6502[1040, 18691]	4810[903, 10975]	643[139, 1795]	1269[264, 2755]	7067[3546, 15644]	2339[1164, 6416]	2921[1474, 5651]	519[266, 1307]	1289[642, 2270]

References

1. Kumar, M.; Ramanathan, A.; Rahman, M.M.; Naidu, R. Concentrations of inorganic arsenic in groundwater, agricultural soils and subsurface sediments from the middle Gangetic plain of Bihar, India. Sci. *Total Environ.* **2016**, 573, 1103–1114.
2. Shah, B.A. Status of groundwater arsenic pollution of Mirzapur district in Holocene aquifers from parts of the Middle Ganga Plain, India. *Environ. Earth Sci*. **2015**, 73, 1505–1514.
3. Ghosh, T.; Kanchan, R. Geoenvironmental appraisal of groundwater quality in Bengal alluvial tract, India: A geochemical and statistical approach. *Environ. Earth Sci*. **2014**, 72, 2475–2488.
4. Sailo, L.; Mahanta, C. Arsenic mobilization in the Brahmaputra plains of Assam: Groundwater and sedimentary controls. *Environ. Monit. Assess*. **2014**, 186, 6805–6820.
5. Ghosh, S.; Sar, P. Identification and characterization of metabolic properties of bacterial populations recovered from arsenic contaminated ground water of North East India (Assam). *Water Res*. **2013**, 47, 6992–7005.
6. Shah, B.A. Role of Quaternary stratigraphy on arsenic-contaminated groundwater from parts of Barak Valley, Assam, North–East India. *Environ. Earth Sci*. **2012**, 66, 2491–2501.
7. Chandra, S.; Ahmed, S.; Nagaiah, E.; Singh, S.K.; Chandra, P. Geophysical exploration for lithological control of arsenic contamination in groundwater in Middle Ganga Plains, India. *Phys. Chem. Earth Parts A/B/C* **2011**, 36, 1353–1362.

8. Chauhan, V.S.; Nickson, R.; Chauhan, D.; Iyengar, L.; Sankararamakrishnan, N., Ground water geochemistry of Ballia district, Uttar Pradesh, India and mechanism of arsenic release. *Chemosphere* **2009**, 75, 83–91.
9. Nath, B.; Stüben, D.; Mallik, S.B.; Chatterjee, D.; Charlet, L. Mobility of arsenic in West Bengal aquifers conducting low and high groundwater arsenic. Part I: Comparative hydrochemical and hydrogeological characteristics. *Appl. Geochem*. **2008**, 23, 977–995.
10. Shah, B.A. Role of Quaternary stratigraphy on arsenic-contaminated groundwater from parts of Middle Ganga Plain, UP–Bihar, India. *Environ. Geol*. **2008**, 53, 1553–1561.
11. Nickson, R.; Sengupta, C.; Mitra, P.; Dave, S.; Banerjee, A.; Bhattacharya, A.; Basu, S.; Kakoti, N.; Moorthy, N.; Wasuja, M. Current knowledge on the distribution of arsenic in groundwater in five states of India. *J. Environ. Sci. Health Part A* **2007**, 42, 1707–1718.
12. McArthur, J.; Ravenscroft, P.; Banerjee, D.; Milsom, J.; Hudson-Edwards, K.A.; Sengupta, S.; Bristow, C.; Sarkar, A.; Tonkin, S.; Purohit, R. How paleosols influence groundwater flow and arsenic pollution: A model from the Bengal Basin and its worldwide implication. *Water Resour. Res*. **2008**, 44, Art. W11411 doi:10.1029/2007WR006552.
13. Kar, S.; Maity, J.P.; Jean, J.-S.; Liu, C.-C.; Nath, B.; Yang, H.-J.; Bundschuh, J. Arsenic-enriched aquifers: Occurrences and mobilization of arsenic in groundwater of Ganges Delta Plain, Barasat, West Bengal, India. *Appl. Geochem*. **2010**, 25, 1805–1814.
14. Maity, J.P.; Nath, B.; Chen, C.-Y.; Bhattacharya, P.; Sracek, O.; Bundschuh, J.; Kar, S.; Thunvik, R.; Chatterjee, D.; Ahmed, K.M. Arsenic-enriched groundwaters of India, Bangladesh and Taiwan— Comparison of hydrochemical characteristics and mobility constraints. *J. Environ. Sci. Health Part A* **2011**, 46, 1163–1176.
15. Paul, D.; Kazy, S.K.; Gupta, A.K.; Pal, T.; Sar, P. Diversity, metabolic properties and arsenic mobilization potential of indigenous bacteria in arsenic contaminated groundwater of West Bengal, India. PLoS ONE **2015**, 10, e0118735.
16. Saha, D.; Sahu, S. A decade of investigations on groundwater arsenic contamination in Middle Ganga Plain, India. *Environ. Geochem. Health* **2016**, 38, 315–337.
17. Sharma, S.; Kaur, J.; Nagpal, A.K.; Kaur, I. Quantitative assessment of possible human health risk associated with consumption of arsenic contaminated groundwater and wheat grains from Ropar Wetand and its environs. *Environ. Monit. Assess*. **2016**, 188, 506.
18. Chatterjee, D.; Roy, R.; Basu, B. Riddle of arsenic in groundwater of Bengal Delta Plain—role of non-inland source and redox traps. *Environ. Geol*. **2005**, 49, 188–206.
19. Shukla, D.P.; Dubey, C.; Singh, N.P.; Tajbakhsh, M.; Chaudhry, M. Sources and controls of Arsenic contamination in groundwater of Rajnandgaon and Kanker District, Chattisgarh Central India. *J. Hydrol*. **2010**, 395, 49–66.
20. Shah, B.A. Arsenic-contaminated groundwater in Holocene sediments from parts of middle Ganga plain, Uttar Pradesh, India. *Curr. Sci.* **2010**, 98, 1359–1365.
21. Hazarika, S.; Bhuyan, B., Fluoride, arsenic and iron content of groundwater around six selected tea gardens of Lakhimpur District, Assam, India. *Arch. Appl Sci. Res*. **2013**, 5, 57–61.
22. Mukherjee, A.; Fryar, A.E.; Rowe, H.D., Regional-scale stable isotopic signatures of recharge and deep groundwater in the arsenic affected areas of West Bengal, India. *J. Hydrol*. **2007**, 334, 151–161.
23. Mukherjee, A.; Fryar, A.E.; Eastridge, E.M.; Nally, R.S.; Chakraborty, M.; Scanlon, B.R., Controls on high and low groundwater arsenic on the opposite banks of the lower reaches of River Ganges, Bengal basin, India. *Sci. Total Environ*. **2018**, 645, 1371–1387.
24. Olea, R.A.; Raju, N.J.; Egozcue, J.J.; Pawlowsky-Glahn, V.; Singh, S. Advancements in hydrochemistry mapping: Methods and application to groundwater arsenic and iron concentrations in Varanasi, Uttar Pradesh, India. *Stoch. Environ. Res. Risk Assess*. **2018**, 32, 241–259.
25. Chidambaram, S.; Thilagavathi, R.; Thivya, C.; Karmegam, U.; Prasanna, M.V.; Ramanathan, A.; Tirumalesh, K.; Sasidhar, P., A study on the arsenic concentration in groundwater of a coastal aquifer in south-east India: An integrated approach. *Environ. Dev. Sustain*. **2017**, 19, 1015–1040.
26. UNEP Water Quality. In 2005 State of the UNEP GEMS/Water Global Network and Annual Report; UNEP: Nairobi, Kenya, **2005**.
27. Kumar, A.; Singh, C.K.; Bostick, B.; Nghiem, A.; Mailloux, B.; van Geen, A. Regulation of groundwater arsenic concentrations in the Ravi, Beas, and Sutlej floodplains of Punjab, India. *Geochimica et Cosmochimica Acta* **2020**, 276, 384–403.
28. Ambühl, B. unpublished data shared by personal communication, 2019.
29. Richards, L.A.; Kumar, A.; Shankar, P.; Gaurav, A.; Ghosh, A.; Polya, D.A. Distribution and Geochemical Controls of Arsenic and Uranium in Groundwater-Derived Drinking Water in Bihar, India. *Int. J. Environ. Res. Public Health* **2020**, 17, 2500.
30. Central Ground Water Board, Groundwater Year Book – 2015 – 2016 Gujarat state and UT of Daman & Diu. http://cgwb.gov.in/Regions/GW-year-Books/GWYB-2015-16/GWYB%20WCR%202015-16.pdf/(accessed on 2 May 2019).
31. Central Ground Water Board, Ground Water Quality in Shallow Aquifers in India. CGWB, Faridabad, http://cgwb.gov.in/documents/Waterquality/GW_Quality_in_shallow_aquifers.pdf/ (accessed on 2 May 2019). Supplemented by further location-specific data for Andhra Pradesh, Rajasthan, Telengana, Uttar Pradesh directly from provided by CGWB, 2019–2020; **2018**.
32. Sharma, P. A study on the groundwater quality of a part of Brahmaputra floodplain in Nalbari district Assam with special reference to arsenic and fluoride. **2011**. http://hdl.handle.net/10603/114375(accessed on 2 May 2019).
33. Satyapal, G. K.; Mishra, S. K.; Srivastava, A.; Ranjan, R. K.; Prakash, K.; Haque, R.; Kumar, N. Possible bioremediation of arsenic toxicity by isolating indigenous bacteria from the middle Gangetic plain of Bihar, India. *Biotechnol. Rep*. **2018**, 17, 117-125.
34. Dubey, C. S.; Mishra, B. K.; Shukla, D. P.; Singh, R. P.; Tajbakhsh, M.; Sakhare, P. Anthropogenic arsenic menace in Delhi Yamuna flood plains. *Environ. Earth Sci*. **2012**, 65(1), 131-139.
35. Mishra, B. K.; Dubey, C. S.; Shukla, D. P.; Bhattacharya, P.; Usham, A. L. Concentration of arsenic by selected vegetables cultivated in the Yamuna flood plains (YFP) of Delhi, India. *Environ. Earth Sci*. **2014**, 72(9), 3281-3291.
36. Tirkey, P.; Bhattacharya, T.; Chakraborty, S. Arsenic and other metals in the groundwater samples of Ranchi city, Jharkhand, India. *Curr. Sci.* **2016**, 110(1), 76.
37. Kaur, T.; Bhardwaj, R.; Arora, S. Assessment of groundwater quality for drinking and irrigation purposes using hydrochemical studies in Malwa region, southwestern part of Punjab, India. *Appl. Water Sci.* **2017**, 7(6), 3301-3316.
38. Coyte, R.; Singh, A.; Furst, K.; Mitch, W.; Vengosh, A. Co-occurrence of geogenic and anthropogenic contaminants in groundwater from Rajasthan, India. *Sci. Total Environ.* **2019**, 688, 1216–1227.
39. Singh, C. K.; Kumar, A.; Bindal, S. Arsenic contamination in Rapti River basin, Terai region of India. *J. Geochem. Explor.* **2018**, 192, 120-131.

40. Mukherjee, A.; Fryar, A. E. Deeper groundwater chemistry and geochemical modeling of the arsenic affected western Bengal basin, West Bengal, India. *Appl. Geochem*. **2008**, 23(4), 863-894.
41. Nath, B.; Sahu, S. J.; Jana, J.; Mukherjee-Goswami, A.; Roy, S.; Sarkar, M. J.; Chatterjee, D. Hydrochemistry of arsenic-enriched aquifer from rural West Bengal, India: a study of the arsenic exposure and mitigation option. *Water air soil pollut.* **2008**, 190(1-4), 95-113.
42. Singh, U. K.; Ramanathan, A. L.; Subramanian, V. Groundwater chemistry and human health risk assessment in the mining region of East Singhbhum, Jharkhand, India. *Chemosphere* **2018**, 204, 501-513.
43. Duggal, V.; Rani, A.; Mehra, R.; Balaram, V. Risk assessment of metals from groundwater in northeast Rajasthan. *J. Geol. Soc. India* **2017**, 90(1), 77-84.
44. Ghosh, M.; Pal, D. K.; Santra, S. C. Spatial mapping and modeling of arsenic contamination of groundwater and risk assessment through geospatial interpolation technique. *Environ. Dev. Sustain* **2019**, 1-20.
45. Kinniburgh, D.; Smedley, P. Arsenic Contamination of Groundwater in Bangladesh; British Geological Survey: Nottingham, UK, 2001.
46. Shrestha, B.R.; Whitney, J.W.; Shrestha, K.B. The State of Arsenic in Nepal-2003; National Arsenic Steering Committee (Nepal) & Environmental and Public Health Organization (Nepal): Kathmandu, Nepal, 2004; p. 126, ISBN 99933-895-4-4.
47. Podgorski, J.E.; Eqani, S.A.M.A.S.; Khanam, T.; Ullah, R.; Shen, H.; Berg, M. Extensive arsenic contamination in high-pH unconfined aquifers in the Indus Valley. *Sci. Adv.* 2017, 3, doi:10.1126/sciadv.1700935.
48. Nickson, R.; McArthur, J.; Shrestha, B.; Kyaw-Myint, T.; Lowry, D. Arsenic and other drinking water quality issues, Muzaffargarh District, Pakistan. *Appl. Geochem*. 2005, 20, 55–68.
49. Trabucco, A.; Zomer, R. Global Soil Water Balance Geospatial Database. CGIAR Consortium for Spatial Information, 2010. CGIAR-CSI GeoPortal. Available online: https://cgiarcsi.community/ (accessed on 22 Jan 2020).
50. Trabucco, A.; Zomer, R.J. Global Aridity Index (Global-Aridity) and Global Potential Evapo-Transpiration (Global-PET) Geospatial Database. CGIAR Consortium for Spatial Information, **2009**. CGIAR-CSI GeoPortal. Available online: https://cgiarcsi.community/ (accessed on 22 Jan 2020).
51. Hengl, T.; De Jesus, J.M.; Heuvelink, G.B.; Gonzalez, M.R.; Kilibarda, M.; Blagotić, A.; Shangguan, W.; Wright, M.N.; Geng, X.; Bauer-Marschallinger, B. SoilGrids250m: Global gridded soil information based on machine learning. *PLoS ONE*, **2017**, 12, e0169748.
52. Pelletier, J.D.; Broxton, P.D.; Hazenberg, P.; Zeng, X.; Troch, P.A.; Niu, G.; Williams, Z.C.; Brunke, M.A.; Gochis, D. Global 1-km Gridded Thickness of Soil. Regolith, and Sedimentary Deposit Layers, **2016.** Available online: https://doi.org/10.3334/ORNLDAAC/1304 (accessed on 22 Jan 2020).
53. Hengl, T. Global Landform and Lithology Class at 250 m Based on the USGS Global Ecosystem Map, version 1.0; Lithology; Zenodo: Geneva, Switzerland, **2018**, doi.org/10.5281/zenodo.1464846.
54. Fan, Y.; Li, H.; Miguez-Macho, G. Global patterns of groundwater table depth. *Science* 2013, 339, 940–943.
55. Friedl, M. A.; Sulla-Menashe, D.; Tan, B.; Schneider, A.; Ramankutty, N.; Sibley, A.; Huang, X., MODIS Collection 5 global land cover: Algorithm refinements and characterization of new datasets. *Remote sensing of Environment* 2010, *114*, (1), 168-182.
56. Institute for Health Metrics and Evaluation. Global Burden of Disease Study 2019. Available online: http://vizhub.healthdata.org/gbd-compare/ (accessed on 7 Apr 2021).