



Article

Social Responsibility Attitudes and Behaviors' Influence on University Students' Satisfaction

Dolores Gallardo-Vázquez ^{1,*} , José Antonio Folgado-Fernández ² ,
Francisco Hipólito-Ojalvo ³ and Luis Enrique Valdez-Juárez ⁴

¹ Department of Financial Economics and Accounting, Faculty of Economics and Business, University of Extremadura, 06006 Badajoz, Spain

² Department of Financial Economics and Accounting, Faculty of Business, Finance and Tourism, University of Extremadura, 10071 Cáceres, Spain; jafolgado@unex.es

³ Department of Mechanical, Energetic and Materials Engineering, School of Industrial Engineers, University of Extremadura, 06006 Badajoz, Spain; fhipolito@unex.es

⁴ Faculty of Economics and Business, Technological Institute of Sonora, Guaymas 85400, Mexico; levaldez@itson.edu.mx

* Correspondence: dgallard@unex.es; Tel.: +34-9242-89520 (ext. 89163)

Received: 22 December 2019; Accepted: 15 January 2020; Published: 23 January 2020



Abstract: This study focused on university social responsibility (USR). Corporate social responsibility is currently an extremely common strategy implemented by organizations. Higher education institutions are also introducing this strategy to enhance their performance, seeking to ensure that every university action is socially responsible and oriented toward achieving advantages over competitors. This competitive advantage is the result of a social responsibility vision, which has an ethical core, that the University has implemented or is implementing among all its stakeholders. These institutions work in four areas: instruction, research, management, and projection to society. Universities must thus strive to meet the interests of different stakeholders' interests. This research concentrated on university students as an important stakeholder. The main objective was to evaluate university students' participation in USR activities, as well as assessing the impact of relevant university practices. In addition, the study sought to measure the existing causal relationship between students' participation and their university's practices in terms of student satisfaction. The fieldwork was conducted with an electronic survey distributed to a group of University of Extremadura students in Spain. A total of 362 valid questionnaires were collected, which were processed using structural equation modeling and partial least squares. The results have implications for university management in the area of social responsibility, with regard to the new USR trends are revealed. In terms of originality and value, this research emphasized a specific stakeholder in universities, namely students, and ways their satisfaction can be achieved through USR.

Keywords: university social responsibility; attitudes; student satisfaction; structural equation modeling

1. Introduction

Corporate social responsibility's (CSR) importance has been growing in recent years. Numerous organizations have implemented socially responsible initiatives, knowing that these provide sustainable competitive advantages (Gallardo-Vázquez and Sánchez-Hernández 2012; Gallardo-Vázquez and Sánchez-Hernández 2014a; Herrera-Madueño et al. 2016; López-Cózar-Navarro and Benito-Hernández 2017; Mark-Herbert and Schantz 2007; Moneva-Abadía et al. 2018; Pastrana and Sriramesh 2014; Valdez-Juárez et al. 2018; Weber 2008). Large companies traditionally were the

first to start to work in this direction (Jenkins 2006; Vázquez-Carrasco and López-Pérez 2013). Later, small- and medium-sized companies became aware of CSR's importance, but researchers continue to observe that these firms have more difficulty in carrying out CSR actions, given their limited resources (Baldarelli and Gigli 2014; Fassin et al. 2011; Gallardo-Vázquez et al. 2013; López-Cózar-Navarro and Benito-Hernández 2017; Pastrana and Sriramesh 2014).

The European Commission (2001), in its *Green Paper: To Promote a European Framework for Corporate Social Responsibility*, considers CSR to be companies' voluntary integration of social and environmental concerns into their business operations and interactions with stakeholders. In 2011, this definition was strengthened by the European Commission (2011) when it pointed out that firms are responsible for their impact on society. This organization made an explicit reference to the need for collaboration with stakeholders to integrate social, environmental, and ethical concerns and respect for human rights and consumer concerns into company strategies and business operations. Other types of companies, such as cooperatives, foundations, and non-profit entities, are also working on these issues based on the triple bottom line perspective (Basterretxea and Martínez 2012; Castilla-Polo et al. 2017; Winston 2002). In addition, universities have begun to adopt the CSR approach in such a way that this strategy has already permeated numerous universities' functions (Adomssent et al. 2007; Aznar Minguet et al. 2014; Ferrer-Balas et al. 2008; Latif 2018).

The present study focused on university social responsibility (USR). Currently, universities define their mission, vision, values, principles, and corporate culture in ways that ensure socially responsible operations (Larrán Jorge et al. 2012a, 2012b). This context conditions students' ethical attitudes, which depend on many internal and external factors (Leonard and Cronan 2005), generating both individuals' holistic development and added value through their actions (Guédez 2006; Vallaeys 2007).

USR promotes higher education institutions' ability to adhere to a series of principles and values through strategies based on management, instruction, research, and extension into or projection onto society (Adomssent et al. 2007; Domínguez Pachón 2009; Ferrer-Balas et al. 2008). Baker-Shelley et al. (2017) and Rockström et al. (2009) point out that universities have a moral obligation to provide key social transformations through education and research that fully respects the planet's limitations. However, despite universities' obvious orientation toward meeting society's needs, these institutions have not yet achieved the degree of involvement in CSR that other organizations have. Universities' potential to integrate sustainability deeply into functions thus remains largely untapped (Baker-Shelley et al. 2017; Lozano 2011; Lozano et al. 2013; Moneva Abadía and Vallespín 2012). Notably, the concept of CSR did not reach Spanish universities until the end of the 1990s (Gaete Quezada 2011).

This situation translates into a significant opportunity for change in terms of universities' strategic orientation toward social responsibility values (Bok 2009). USR is, therefore, a concept that is being continuously developed, including moving social cohesion to the fore as a primary objective. These institutions' proposals revolve around four key parameters: instruction, research, social leadership, and commitment (Beltrán-Llavedor et al. 2014).

Vallaeys et al. (2009) also define USR as these institutions' impact on their environment in the organizational, educational, cognitive, and social spheres. Gaete Quezada (2012), in turn, suggests that USR is the incorporation of different interest groups into university administrations. Other researchers (Larrán-Jorge and Andrades-Peña 2015) have affirmed that USR policies should be based on stakeholder theory to bring together different groups' interests and expectations (e.g., students, professors, researchers, administration and service personnel, and managers).

The present study's objectives included three aspects. First, the research included evaluating university students' participation in USR activities. Second, an analysis was conducted of students' perceptions of USR practices in their university. Last, the study examined the causal relationship between USR and student satisfaction. The research applied the technique of structural equation modeling based on partial least squares (PLS).

This paper is structured as follows. After the present introduction, a preliminary review is presented of the literature on CSR and USR. Then, the proposed conceptual model and research

hypotheses are discussed, after which the study's methodology is explained. The results are given next, followed by the conclusions, limitations, and future lines of research.

2. USR as a Model of Organizational Satisfaction

2.1. Stakeholder Theory

CSR involves an integrated approach to business management, production, marketing, and relationships with third parties (e.g., workers, customers, suppliers, distributors, or regional communities) (Lafuente et al. 2003). From this perspective, a company is considered socially responsible when it meets the expectations of different stakeholders affected by its operations (Clarkson 1995; Frooman 1999; Mitchell et al. 1997; van Marrewijk 2003). Stakeholder theory covers the ways companies and organizations can respond to the pressures exerted by various groups (e.g., non-governmental organizations [NGOs], administrations, associations, customers, and media) that benefit from firms' responsible behavior (Garriga and Melé 2004).

Stakeholder theory suggests that, currently, all interest groups involved in each organization have to be satisfied, so these organizations need to work to achieve the best outcomes for their stakeholders. Amaral and Magalhães (2002) argue that, in university contexts, the concept of stakeholder refers to any singular or collective entity with a legitimate interest in higher education, and thus the right to intervene in these institutions. This definition includes numerous interest groups such as students, teachers, administrations, services personnel, local government, unions, companies, employers, families, and society at large (Burrows 1999; Jongbloed et al. 2008). The present study focused on a specific, extremely important stakeholder: students. The research's aim was to extract information about their attitudes toward and behaviors in the University of Extremadura, Spain, regarding social responsibility, as well as its repercussions for these students' satisfaction.

The factors that enhance student satisfaction have become an increasingly important issue for academic institutions because the parameters of satisfaction are linked to universities' future. These limiting factors provide the information needed to prepare academic success strategies that generate competitive advantages, implement plans for improvement, or analyze these institutions' evolution over time (Secchi 2006; Zu and Song 2009). The current study's approach was to examine links between student satisfaction and the development of USR initiatives. In this context, universities that implement socially responsible practices have to strengthen these institutions' teaching-learning processes through USR activities, which constitute a key aspect of their students' future. Among the most significant challenges universities face is how to enhance students' motivation (European Commission 2001) and satisfaction (Lamberton 2005; Sánchez-Hernández and Mainardes 2016; Saleem et al. 2017; Va'zquez et al. 2016) in a socially responsible environment.

Universities' current reality includes the fact that the traditional functions of instruction, research, and facilitation of their students' social and personal expansion have had to adapt to deal with new trends and generations (Molina Roa et al. 2012). These institutions have thus incorporated another series of values based on their stakeholders' social responsibility, with a special role given to students (Latif 2018; Moneva Abadía and Vallespín 2012). Universities now have opportunities to take advantage of the socioeconomic development generated by USR values, thereby transcending traditional academic limits in the context of a globalized environment (Beltrán-Llervador et al. 2014). Socially responsible universities have incorporated into their own best interests efforts to help meet the needs of the different groups with which these institutions interact (e.g., students), with the ultimate goal of achieving both academic and social objectives (Gaete Quezada 2012).

In this regard, researchers have highlighted cases such as Bilgi University in Istanbul, Turkey, which has adopted an action strategy oriented toward long-term social responsibility practices. These kinds of institutions seek to develop a better reputation and differential value compared to other universities, and various relevant groups' satisfaction (Jongbloed et al. 2008; Saleem et al. 2017;

Sanje and Senol 2012). The present research focused primarily on characterizing the attitudes of the University of Extremadura's students toward USR and, simultaneously, their behavior as a core group of higher education stakeholders (Jongbloed et al. 2008). The current study thus examined a set of USR initiatives in order to understand these stakeholders' commitment to their university, with the final goal of defining how closely this loyalty is related to their satisfaction.

2.2. Theoretical Approaches to CSR

We would like to note that throughout this paper, the concepts of CSR and social responsibility are used interchangeably. After this precision, in recent years, more and more organizations worldwide have emphasized CSR activities because of their general implications for, and importance to, society (Baldarelli and Gigli 2014; Bradford and Fraser 2008; Deakin and Hobbs 2007; Gallardo-Vázquez et al. 2013; Gallardo-Vázquez and Sánchez-Hernández 2014a, 2014a; González-Loureiro and Pita-Castelo 2012; Herrera-Madueño et al. 2016; López-Cózar-Navarro and Benito-Hernández 2017; Perrini et al. 2007; Turker 2009). CSR refers to both obligations and ethical commitments that go beyond strictly legal issues and that are derived from the impacts that companies and organizations' activities have on different areas, such as social, environmental, or human resources (Deakin and Hobbs 2007; Doh and Guay 2006; McWilliams et al. 2006; Yu et al. 2017).

Bowen (1953) defined companies' social responsibility policies as these firms' obligation to follow accepted norms for assuming responsibility when making decisions or setting objectives, thereby showing respect for society's values. Carroll (1979) subsequently referred to corporate responsibility as organizations going a step beyond economic profitability and assuming social tasks. The cited author proposed a model with four interdependent CSR dimensions. The first is economic aspects, which aims to achieve profitability by marketing products or services. The second is the legal dimension of compliance with current legal frameworks. The third is ethics, which refers to business activities that comply with ethical standards, and the last is the philanthropic dimension, which comprises companies' voluntary participation in socially responsible activities.

CSR has been gaining increasing prominence within firms' strategies, actions, and objectives (Aguinis and Glavas 2019). This trend has increased both companies' investment in social works and communication about these efforts (Marín Rives and Maya 2007) since this can positively influence the potential final consumers' behavior (Sureshchandar et al. 2001) or form a competitive difference in terms of other companies (Gallardo-Vázquez and Sánchez-Hernández 2012). CSR, therefore, implies a change in firms' management philosophy with regard not only to their business activities' economic performance but also a genuine corporate commitment to creating internal and external value for society (Obeidat 2016; Scherer and Palazzo 2011).

2.3. USR Strategy

Ineffective governance and a lack of vision regarding social responsibility can restrict any higher education institution's ability to contribute to societies' sustainable development (Pollock et al. 2009). Thus, approaches to integrating USR have been proposed by numerous authors, with a broader or narrower scope. Some researchers have focused on integrating the analysis, implementation, and evaluation of CSR policies into strategy (Leitao and Silva 2007). Others have concentrated on USR's significant effect on society (Ahmed 2012) and, more specifically, on the environmental dimension (Jabbour 2010; Nejati et al. 2010). Baker-Shelley et al. (2017) point out that universities play an important role in an era in which societies must undergo a profound transformation due to climate change and other circumstances. This process gives universities the impetus to pursue changes that contribute to sustainability (Adomssent et al. 2007; Aznar Minguet et al. 2014; Baker-Shelley et al. 2017; Beynaghi et al. 2016; Latif 2018; Trencher et al. 2014).

Enríquez Cuadro et al. (2018) work provides a description and explanation of university administrations' contributions to the management of education based on higher education institutions' social commitment in Ecuador. These universities play a fundamental role in implementing strategies

that align these institutions with the needs of a globalized contemporary world in a highly competitive environment (Hemsley-Brown and Oplatka 2006; Veldman 2018). In addition, different researchers have focused on the need to develop a methodological model of USR with the relevant indicators, which could help universities obtain the information needed to analyze their level of compliance and influence (Noguera et al. 2014).

The Baldassarre Report (European Parliament 2013a), entitled *Corporate Social Responsibility: Responsible and Transparent Behavior of Companies and Sustainable Growth*, makes some references to training in USR. This report specifically highlights “the importance of offering specific training in matters of corporate social responsibility in universities” (p. 20). The report also underlines the “importance of the link between companies and schools that provide upper secondary education, particularly at the level of [h]igher [e]ducation” (p. 43). The Baldassarre Report further emphasizes “the role of corporate social responsibility in the acquisition of practical experience by students during their studies” (p. 43).

In addition, the Howitt Report (European Parliament 2013b), with the title *Corporate Social Responsibility: Promoting the Interests of Society and a Path towards Sustainable and Inclusive Recovery*, makes numerous references to CSR in education:

[The report first] asks the Member States, in cooperation with the Commission and, if appropriate, with the universities, to examine how to integrate [C]SR, responsible management and responsible citizenship in education and training [to ensure the] professional . . . management of all future business leaders (p. 24).

This report also “urges the . . . [European Union] to play an active role in raising awareness of the contribution that companies can make to society in the field of culture, education, sports and youth through [C]SR” (European Parliament 2013b) (p. 25). Finally, the report recognizes “the importance of increasing [C]SR practices and policies in large companies, therefore, asking the Commission to emphasize the importance of including [C]SR in education and training, especially in business and administrative schools” (p. 32).

3. Conceptual Model of Student Satisfaction in Universities and Hypotheses Developed

Based on the above review of the literature, a conceptual model was proposed (see Figure 1), and working hypotheses were formulated. The present study sought to contribute to a better understanding of the process of strengthening university student satisfaction through socially responsible attitudes and behaviors, and to analyze USR practices’ impacts on this aspect of universities.

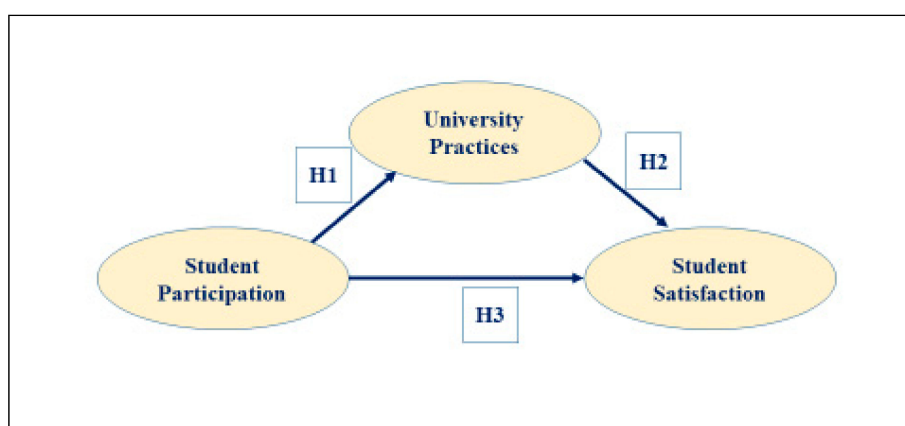


Figure 1. Conceptual model of the university social responsibility (USR). Source: Authors.

These organizations’ different interest groups have been studied by increasing numbers of scholars from the perspective of how important these groups’ participation is (Bingham et al. 2005). In the context of USR practices, students stand out as a key group because of their level of involvement

and participation in USR initiatives (Alves and Raposo 2006; Jongbloed et al. 2008; Larrán-Jorge and Andrades-Peña 2015; Saleem et al. 2017; Sánchez-Hernández and Mainardes 2016; Va'zquez et al. 2016). Universities have the ability to promote students' interactions with socially responsible practices, which is essential to making these individuals become involved in spreading positive change in society (Molina Roa et al. 2012). Various authors (Gaete Quezada 2012) have gone even further, considering different stakeholders' participation levels to be a crucial indicator of USR. Based on these findings, the present study's first hypothesis was formulated as follows:

Hypothesis 1 (H1). *University students' participation in USR activities directly and positively influences their universities' practices.*

Socially responsible practices need to complement universities' academic instruction. In this way, social responsibility can be perceived by university students as going beyond educational impacts to produce more relevant social and motivational impacts on their lives (Vallaes et al. 2009). Cereceda (2005) study of the Catholic University of Chile students' perceptions of USR practices verified these initiatives' positive influence on the students' satisfaction, especially in terms of such aspects as excellence and integrity.

Similar to private companies with employees and clients, universities must meet the challenge of increasing student satisfaction through the philosophy of social responsibility, which is a key tool used to achieve this objective (Vallaes et al. 2009). Along these lines, Larrán-Jorge and Andrades-Peña (2015) confirmed that meeting the expectations of higher education institutions' interest groups is a quite important result of applying a model of socially responsible management to universities. After reviewing previous researchers' contributions regarding students' perceptions of USR practices, the present study's second working hypothesis was developed:

Hypothesis 2 (H2). *Universities' practices directly and positively influence their students' satisfaction.*

Students who participate in USR initiatives and practices or in volunteer opportunities offered by their universities report higher satisfaction rates regarding the academic institutions in which these individuals carry out these different activities. In addition, students perceive their universities' image more favorably, as well as the other stakeholders involved in their institution (Gil et al. 2012). Therefore, providing students with an agenda and action plan that encourages their participation in and development of USR activities can transform social responsibility into an innovative, distinctive feature that builds students' emotional links with their university (Gallardo-Vázquez and Sánchez-Hernández 2012).

Alnawas (2015) research, in turn, identified student satisfaction as the cited study's final construct, basing this conclusion on other traditional aspects of university contexts such as evaluations, in addition to other, more novel, ways of improving and adapting teaching processes. These innovative methods include fostering the performance of other types of activities, as is the case with USR. In accordance with the approaches that researchers currently advocate (Cereceda 2005), the present study's third and last hypothesis was formulated as follows:

Hypothesis 3 (H3). *University students' participation in USR activities directly and positively influences their satisfaction with their university.*

4. Methodology

4.1. Structural Equation Models

To test the proposed conceptual model of causal relationships, structural equation models were applied based on PLS, with the help of Smart PLS version 3 software (Ringle et al. 2014). These models are multivariate techniques that combine aspects of multiple regression and factor

analysis to simultaneously estimate a series of interrelated dependency relationships (Hair et al. 2011, 2013). At the same time, the models foster an econometric perspective focused on prediction, as well as a psychometric approach that makes room for latent or unobserved variables inferred from indicators (i.e., directly observed or manifest variables) (Chin 1998b).

The relevant literature (Fornell 1982; Chin 1998a; Hair et al. 2011, 2013) reports that these models, which are considered a second-generation multivariate method, facilitate, first, the incorporation of abstract constructs that are not directly observable. Second, the models allow researchers to determine the degree to which the variables that can be measured describe the latent variables. Third, this method offers a model of relationships between multiple predictor variables and criteria and, last, combines and compares hypotheses arising from prior theoretical knowledge with the empirical data obtained.

4.2. Population and Sample Selection

The population is formed of the university students enrolled at the University of Extremadura, Spain, who were enrolled during the 2017/2018 academic year, in order to provide homogeneity to data collection and subsequent analysis. It is made up of both Spanish and foreign students (including mobility students of the Erasmus Program), amounting to 18,985 students.

The present research sample¹ was composed of 362 students. The students in the sample were not selected by the authors. It is a representative sample, collecting students from all the degrees and Masters that were taught at the University during that academic year. This way, there is representation of students of all the studies offered by the University. In order to obtain the relevant data, the questionnaire was distributed via email to the entire population and students voluntarily answered it, together with a message from the vice-chancellor of the university's Infrastructure and University Services, which includes the University Social Responsibility Office. In this email, the students were invited to complete the questionnaire as a way to share their opinions of the USR-related aspects under study. For a 95% confidence level, the sample error stood at 5.1%. Technical data are shown in Table 1.

Table 1. Research Data Sheet.

Study Universe	18,985 university students
Geographical Scope	University of Extremadura (Spain)
Data Collection Method	Structured questionnaire distributed to students via email
Sample Unit	Students
Sample	362 students
Measurement Error	5.1%
Confidence Level	95%; $z = 1.96$; $p = q = 0.5$

Source: Authors.

4.3. Measurement Instrument

A questionnaire was prepared based on the measures designed for each construct defined in the previous literature. Responses were given on a Likert-type scale according to the students' perceptions, ranging between 1 ("totally disagree"), 2 ("strongly disagree"), 3 ("in disagreement"), 4 ("neither agree nor disagree"), 5 ("in agreement"), 6 ("quite agree") and 7 ("totally agree").

¹ Regarding the sample's size, the effect size has to be specified for each regression analysis using Cohen (1988) power tables or Green (1991) approximation. According to Roldán and Sánchez-Franco (2012), if the researcher assumes an average effect size as defined by Cohen (1988) and aims to obtain a power of 0.80 and an alpha level of 0.05, a minimum sample of 53 cases is required if the number of predictors is 1. Based on this rule, the present study had the minimum number of cases needed to estimate the proposed model.

4.3.1. Students' Participation in University Activities

To measure the dimension of student participation, the current research took items from scales developed by [Larrán Jorge et al. \(2012a, 2012b, 2012c\)](#), [Pérez et al. \(2013\)](#), [Vallaey's et al. \(2009\)](#), and [Weber et al. \(2004\)](#). The first six items selected assessed the importance that university students attach to environmentally respectful initiatives and the degree of intensity with which these individuals incorporate these initiatives into their own practices. The rest of the items refer to students' volunteer activities that seek to improve the relevant social groups' living conditions. In total, the scale had 14 items, as shown in Table 2.

Table 2. Indicators of student participation in university activities.

	Items	Authors
PART1 *	I participate in university actions and initiatives that improve sustainability.	Larrán Jorge et al. (2012b, 2012c)
PART2 *	I participate in voluntary initiatives that benefit the environment.	
PART3	I turn off the lights in classrooms and hallways when they are unnecessary.	
PART4	I share the use of private vehicles with other colleagues.	
PART5	I use bicycles because of their benefits.	
PART6 ^a	I am concerned about activities that enhance the maintenance of my student center and university's facilities.	
PART7 ^a	I contribute to dialogues and participate in ways that ensure students' interests are incorporated in the university's decisions.	Larrán Jorge et al. (2012a) and Vallaey's et al. (2009)
PART8 ^a	I am motivated by diversity and intercultural programs.	
PART9 ^a	I am involved in voluntary initiatives by groups seeking to build student solidarity.	
PART10 ^a	I am committed to volunteer and social participation programs.	Larrán Jorge et al. (2012c) and Weber et al. (2004)
PART11 ^a	I participate in activities that support international cooperation.	Larrán Jorge et al. (2012c)
PART12	I contribute during blood donation campaigns, in particular, and, in general, to other social causes.	
PART13	I participate in sports activities that promote solidarity with the community.	Larrán Jorge et al. (2012c) and Pérez et al. (2013)
PART14 ^a	I feel motivated before participating in cultural projection activities.	
PART15	I carry out activities in collaboration with NGOs, foundations, and other entities.	Larrán Jorge et al. (2012c) , Vallaey's et al. (2009) , and Weber et al. (2004)

^a The indicators that appear with a superscript letter are those in the model that were validated for this scale.

4.3.2. Universities' Practices

As with the previous dimension, university practices were measured by using items from the scales developed by [Larrán Jorge et al. \(2012a, 2012b, 2012c\)](#), [Pérez et al. \(2013\)](#), [Vallaey's et al. \(2009\)](#), and [Weber et al. \(2004\)](#). This second dimension covers the importance that students give to their university's initiatives that promote integration in the workplace, multicultural, or support contexts and overcome physical and psychopedagogical barriers. Overall, these university activities are implemented with social integration in mind, but they also include the component of students' future

employment prospects. More specifically, 11 items were selected, with responses given on a 7-point Likert scale, as shown in Table 3.

Table 3. Indicators of university practices.

	Items	Authors
PRAC1 ^a	Activities have been designed to ensure that students receive training in ethics and social responsibility values.	Larrán Jorge et al. (2012a, 2012b, 2012c)
PRAC2 ^a	Activities have been developed so that students can practice foreign languages.	
PRAC3 ^a	Activities promoting self-employment are available.	
PRAC4 ^a	Activities that assist students enter the job market are offered.	Larrán Jorge et al. (2012a)
PRAC5 ^a	The university offers support and integration programs to students over 25 years of age.	
PRAC6 ^a	The university has implemented measures that provide support to and encourage the integration of immigrant students.	
PRAC7 ^a	Activities have been designed so that students can acquire the skills that facilitate access to the job market.	Larrán Jorge et al. (2012a)
PRAC8 ^a	The university has a psychopedagogical intervention unit set up for students.	
PRAC9 ^a	Clear, well-defined strategies have been adopted to promote the elimination of physical and social barriers.	
PRAC10 ^a	Measures have been implemented to support and integrate students with disabilities.	Larrán Jorge et al. (2012c)
PRAC11 ^a	Institutional support is given to activities promoting multiculturalism.	

^a The indicators that appear with a superscript letter are those in the model that were validated for this scale.

4.3.3. Student Satisfaction

To evaluate student satisfaction, items from Capelleras and Vergés (2001) scale were used, as well as items adapted from Beerli Palacio and Meneses (2003) scale. The present study's objective was to measure the respondents' perceptions of teaching staff's attitudes toward students, as well as the students' own degree of involvement and motivation, based on a 7-point Likert scale. A total of nine items were defined, as shown in Table 4.

Table 4. Indicators of student satisfaction.

	Items	Authors
SAT1 ^a	Everyone at the university is friendly to me.	Beerli Palacio and Meneses (2003)
SAT2 ^a	The staff take my needs into account when improving teaching practices.	
SAT3 ^a	I get clear, complete information about my studies and related aspects.	
SAT4 ^a	The teachers care about student learning.	
SAT5 ^a	The teachers motivate the students to engage more deeply in course subject matter.	Capelleras and Vergés (2001)
SAT6 ^a	The teachers encourage student participation.	
SAT7 ^a	The teachers are available to give guidance to students when needed.	
SAT8 ^a	Continuous communication occurs between teachers and students.	
SAT9 ^a	The staff clearly seek to stimulate the development of students' abilities.	

^a The indicators that appear with a superscript letter are those in the model that were validated for this scale.

5. Results

5.1. Evaluation of Measurement Model

The model needed to be evaluated in terms of internal consistency and the scales' reliability and validity (Hair et al. 2011) (i.e., the inner model). First, each item's individual reliability was checked by examining their loadings (λ). The strictest criterion for accepting an indicator as part of a construct is that the indicator must have a loading greater than 0.707 ($\lambda > 0.7$) (Carmines and Zeller 1991; Chin and Dibbern 2010; Roberts et al. 2006). However, some authors believe that this rule is too strict and that loadings of 0.5 or 0.6 are acceptable in the initial stages of a scale's development (Chin 1998a).

In the present study, values greater than 0.6 were accepted. Based on this criterion, only the indicators PART3, PART4, PART5, PART12, PART13, and PART15 were eliminated, as the remaining indicators had appropriate loadings to remain in the model. The adjusted model is shown in Figure 2, in which all indicator loadings exceed the criterion of being greater than 0.6 and no cases present loadings less than 0.625 (see Table 5). Thus, a total of 29 indicators out of the 35 initial items were kept, and these indicators were confirmed as accurate reflections of the defined constructs, thereby confirming the reliability of the measurement scale developed.

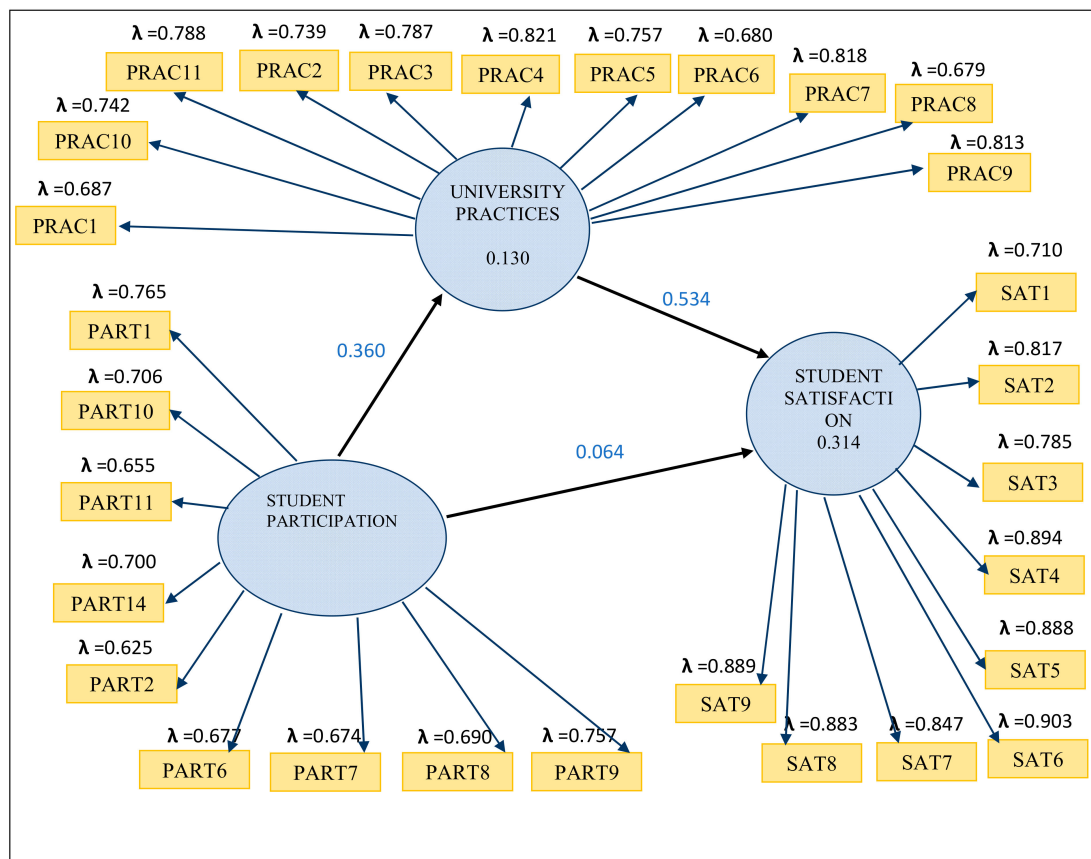


Figure 2. Nomogram of the model. Source: Authors.

Table 5. Individual reliability of items for all constructs.

Student Participation Indicators (PART)	Loadings (λ)	University Practices Indicators (PRAC)	Loadings (λ)	Student Satisfaction Indicators (SAT)	Loadings (λ)
PART1	0.765	PRAC1	0.687	SAT1	0.710
PART2	0.625	PRAC2	0.739	SAT2	0.817
PART6	0.677	PRAC3	0.787	SAT3	0.785
PART7	0.674	PRAC4	0.821	SAT4	0.894
PART8	0.690	PRAC5	0.757	SAT5	0.888
PART9	0.757	PRAC6	0.680	SAT6	0.903
PART10	0.706	PRAC7	0.818	SAT7	0.847
PART11	0.655	PRAC8	0.679	SAT8	0.883
PART14	0.700	PRAC9	0.813	SAT9	0.889
		PRAC10	0.742		
		PRAC11	0.788		

Source: Authors.

Second, the constructs' reliability was checked. To carry out this evaluation, the constructs' composite reliability (ρ_c) was measured, as well as the more traditional Cronbach's alpha. Nunnally (1978), Nunnally and Bernstein (1994), and Vandenberg and Lance (2000) recommendations were followed. According to the cited authors, values above 0.7 obtained for the composite reliability of a construct's indicator could be considered adequate because the present research was exploratory. For studies in more advanced phases, a value equal to or greater than 0.8 would be required. As Table 6 shows, all the model's constructs present values higher than 0.8, confirming the constructs' internal consistency.

Table 6. Composite reliability and average extracted variance (AVE) of constructs.

Construct	Cronbach's Alpha	Composite Reliability	AVE
Student participation (PART)	0.867	0.894	0.484
University practices (PRAC)	0.925	0.936	0.574
Student satisfaction (SAT)	0.951	0.958	0.720

Source: Authors.

Third, the constructs' convergent validity was evaluated (Henseler et al. 2009) using AVE (Fornell and Larcker 1981; Hair et al. 2011). Fornell and Larcker (1981) assert that AVE values should be greater than 0.50. In Table 5, AVE values are listed for each of the model's constructs, revealing that the minimum recommended conditions were generally fulfilled. However, the value for the student participation construct is slightly less than 0.5. The results thus largely confirmed that the model constructs' convergent validity is satisfactory.

Fourth, the proposed model's discriminant validity was evaluated. Fornell and Larcker (1981) suggest using AVE, but its value needs to be greater than the square of the correlations between each construct and the other constructs in the model. The present analysis revealed that the square root of each construct's AVE (i.e., the value shown in the diagonal in bold) is higher than the correlation between each construct and the rest of the model's constructs ($0.696 > 0.360$ and 0.256 ; $0.757 > 0.557$ and 0.360 ; $0.848 > 0.557$ and 0.256).

In addition, the heterotrait–monotrait ratio (HTMT) was analyzed by comparing it with a predefined threshold of 0.85 (Henseler et al. 2015). Based on the HTMT.85 criterion, all the model's variables show discriminant validity. Therefore, the results support the conclusion that all the constructs under study fulfill the established criteria for discriminant validity (Nunnally and Bernstein 1994) based on Fornell and Larcker (1981) suggestions and the HTMT criteria (see Table 7).

Table 7. Discriminant validity of constructs.

Construct	Fornell and Larcker's Criterion			HTMT Ratio		
	Student Participation (PART)	University Practices (PRAC)	Student Satisfaction (SAT)	Student Participation (PART)	University Practices (PRAC)	Student Satisfaction (SAT)
Student participation (PART)	0.696					
University practices (PRAC)	0.360	0.757		0.390		
Student satisfaction (SAT)	0.256	0.557	0.848	0.268	0.580	

Source: Authors.

5.2. Evaluation of Structural Model

After the measurement model was accepted as satisfactory, that is, the constructs' measures were found to be valid and reliable, the internal or structural model needed to be interpreted correctly. This was necessary to verify whether the model reflects the relationships between the latent variables suggested by the relevant theories (Wright et al. 2012) and formulated as hypotheses. The structural model evaluates the weight and magnitude of the relationships between the model's different variables. To this end, the model's predictive power had to be confirmed.

5.2.1. Model's Predictive Power: Analysis of R-Squared (R^2) for Each Dependent Construct

This type of model's fundamental objective is prediction. Chin (2010), structural models' predictive power can be evaluated by obtaining R^2 values for the dependent constructs. A model's goodness of fit is thus determined through each structural path's strength and analyzed based on the latent dependent variables' R^2 values (i.e., the variance explained). The criterion for which level of R^2 is appropriate depends on the authors consulted. For example, Falk and Miller (1992) consider the appropriate explained variance values to be those equal to or greater than 0.1. In the present study, the R^2 values calculated for the dependent constructs included in the structural model were PRAC $R^2 = 0.130$ and SAT $R^2 = 0.314$. The result thus confirm that the model presents adequate predictive power.

5.2.2. Predictor Variables' Contribution to Endogenous Variables' Explained Variance

Regarding path coefficients or standardized regression weights, these are generally interpreted as indicators of statistical relationships' relative strength. According to Chin (1998b), standardized path coefficients should have values that exceed 0.2—ideally, greater than 0.3. However, Falk and Miller (1992) are less demanding, proposing instead that, when one variable explains at least 1.5% of another variable's variance (0.15), this can be considered confirmation that the first variable has a predictive effect on the endogenous variable.

To calculate the variance in an endogenous construct explained by another latent variable, the path coefficient or beta (β) is multiplied by the corresponding correlation coefficient between both variables. In the present proposed model, the predictive constructs' exact contribution to the explained variance R^2 of each of the model's endogenous constructs was given as the absolute value, obtained by multiplying the path coefficient between two constructs by the value of the existing correlation between constructs (Falk and Miller 1992) (see Table 8).

Table 8. Contribution of predictive constructs to variance explained.

Hypothesis	Path Coefficients (β)	Correlation	Variance Explained (%)
H1: University students' participation in USR activities directly and positively influences their university's practices.	0.360	0.360	12.96%
H2: University practices directly and positively influence student satisfaction.	0.534	0.557	29.74%
H3: University students' participation in USR activities directly and positively influences their satisfaction with their university.	0.064	0.256	1.63%

Source: Authors.

5.2.3. Predictive Relevance of Dependent Constructs (Stone-Geisser test)

To measure the dependent constructs' predictive relevance, PLS uses the criterion of Stone-Geisser Q^2 , which is based on the redundancies that arise from the product of communities (λ^2) with the AVE indicator and that are cross-validated. The Stone-Geisser Q^2 test postulates that each reflective measurement model must be able to adequately predict the indicators of every endogenous latent construct in the model. According to Hair et al. (2011), the Q^2 value can be obtained through the blindfolding process.

The test's results should be interpreted as follows (Chin 2010; Hair et al. 2011). If $Q^2 > 0$, the model has predictive capability. If $Q^2 < 0$, the model has no predictive capability. The present model's results include the following values: PRAC $Q^2 = 0.068$ and SAT $Q^2 = 0.204$. Based on Chin (1998a) guidelines, this means these two constructs have predictive relevance, because positive Q^2 values were obtained.

5.2.4. Analysis of Paths' Statistical Significance (β) and Comparison of Hypotheses' Results

An analysis of the paths' significance was conducted to verify if the hypotheses formulated for the present study had empirical support. If all the β were found to be statistically significant, the research hypotheses were supported. A nonparametric resampling technique was used to carry out the analysis, namely bootstrapping, which produces the parameters' standard error and Student's t -statistic. To this end, a bootstrap test was conducted with 5000 subsamples and a Student's t -distribution with $n - 1$ degrees of freedom, in which n is the number of subsamples (Hair et al. 2011).

Table 9 and Figure 3 present the results obtained, which reveal that two of the structural paths in the proposed model are statistically significant. Thus, two hypotheses, H1 and H3, received support based on positive effects, significant at the 0.001 level. The Student's t -statistic values show that the structural paths proposed are statistically significant except for the relationship between university practices and student satisfaction. H1 correctly postulates a strong relationship between students' participation and university practices, according to the β value of 0.360. According to H3, students' participation has a positive and significant influence on student satisfaction, although this relationship is less intense according to the β value of 0.064.

Table 9. Comparison of hypotheses' results.

Hypothesis	Path Coefficients (β)	T-Statistic (Bootstrap)	Supported
H1: Student PART \rightarrow University PRAC	0.360 ***	7.359	Yes
H2: University PRAC \rightarrow Student SAT	0.534	1.201	No
H3: Student PART \rightarrow Student SAT	0.064 ***	12.002	Yes

$p < 0.05$; ** $p < 0.01$; *** $p < 0.001$ (based on a Student's $t_{(4999)}$ one-tailed distribution. $t_{(0.05, 4999)} = 1.645$; $t_{(0.01, 4999)} = 2.327$; $t_{(0.001, 4999)} = 3.092$. Source: Authors.

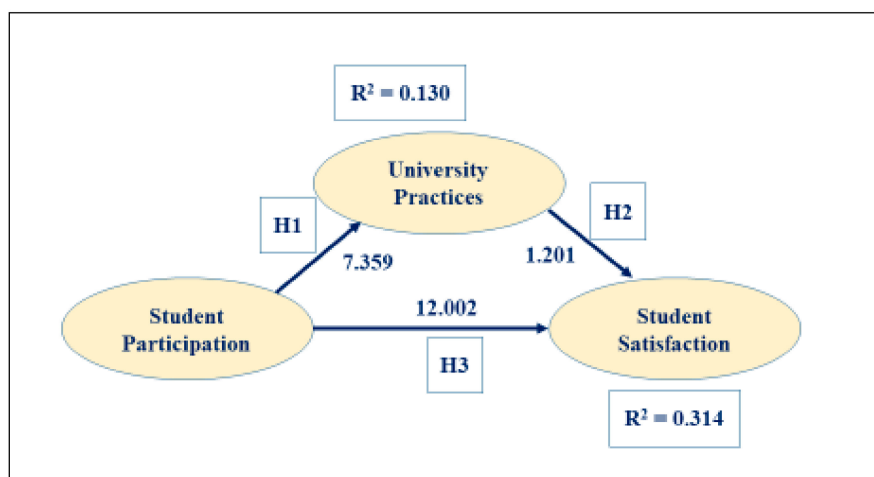


Figure 3. Results of the structural model. Source: Authors.

5.2.5. Model's Goodness of Fit

Henseler et al. (2014) use as their reference point the goodness of fit criteria based on covariance analysis. The cited authors developed and empirically validated a global goodness of fit measure applicable in research using PLS: standardized root mean square residual (SRMR). This measure represents the Euclidean distance between the empirical correlation matrix and the implied correlation matrix (Hu and Bentler 1999). Henseler et al. (2014) suggest that this measure's value should not exceed the maximum limit of 0.08, after which the model's general goodness of fit should be considered unsatisfactory. For the present study's model, the SRMR is 0.063, which is lower than the maximum recommended value, so the model's overall goodness of fit is satisfactory.

6. Conclusions, Limitations, and Future Lines of Research

USR is currently considered crucial to maintaining sustainability, so many universities have adopted this strategy as part of their initiatives. In this context, researchers have become aware of the need to develop measures that can help to improve many aspects of universities. Based on the present research's findings, evaluating students' perceptions can provide an opportunity to determine the ideal level of USR initiatives in the coming years.

The study's results corroborate that university students' participation in USR activities has an important influence on university practices, which is in alignment with relevant theories and much of the existing research (Alves and Raposo 2006; Bingham et al. 2005; Jongbloed et al. 2008; Larrán-Jorge and Andrades-Peña 2015). In addition, the present results confirm that university students' participation in USR activities has an impact on student satisfaction, a finding that is in line with the results reported by Gil et al. (2012), Gallardo-Vázquez and Sánchez-Hernández (2012), Alnawas (2015), Saleem et al. (2017), Sánchez-Hernández and Mainardes (2016), Va'zquez et al. (2016) and Latif (2018).

The current survey's findings thus reveal that students' perceptions are a significant factor in USR projects' development. Therefore, universities must continue working on strengthening their USR practices, especially in terms of student participation, which this research demonstrated has a positive influence on both university practices and student satisfaction. However, university practices do not positively influence student satisfaction, perhaps because of these institutions' lack of effective communication about their USR projects. This issue is especially important in public universities with a commitment to serving society at large (Moneva Abadía and Vallespín 2012).

In this context, higher education institutions' dedication to USR should include all training processes in their different modalities. Different types of training need to be taken into account in terms of objectives and content, as well as the various theoretical approaches that shape training programs' design and implementation. The results obtained also indicate that students know how

to collaborate in USR activities, which mechanisms to participate in, and who benefits from these practices. Universities' initiatives affect both students and society by contributing to economic, political, and social development. In short, USR should be a primary objective for universities, in such a way that USR becomes the main axis of university policies, thereby complementing students' academic education with socially responsible practices (Molina Roa et al. 2012).

With regard to the present study's limitations, the results obtained should not be generalized to other universities without due caution because the research context and cultural elements were almost certainly a decisive factor in the results. The initiatives implemented by the University of Extremadura may not be appropriate for other universities to emulate, and the surrounding culture may cause some aspects to be more influential than others in some contexts.

Nonetheless, this kind of study represents a first step toward extending universities' ability to incorporate significant actions that are part of their USR strategy (teaching, research, management and projection to society dimensions). Other universities would undoubtedly benefit from starting any evaluation of their USR practices by adapting the present questionnaire and taking this study's results into consideration. These can serve as good reference points, and the methods used can be enriched by introducing the particular variables that will allow other universities to use the proposed model to meet their specific needs.

A future line of research, to be conducted relatively soon, will involve the study of other university interest groups' perceptions of USR, specifically the administration, research and teaching faculty, and administrative and service staff. These three interest groups' perceptions should already provide enough information to help the University of Extremadura become fully aware of its current USR practices' effectiveness and the directions these should take in the immediate future. After analyzing the aforementioned groups' perspectives, research will also be carried out on stakeholders belonging to society at large. This future study will seek to verify whether society is aware of what the university is doing in terms of USR, as well as whether these stakeholders perceive any need for improvement and whether the University of Extremadura is meeting the present demands of society as a whole.

At the same time, other future work can be considered, such as expanding the sample with more Spanish universities and even foreign universities. Such a study would show how the social and cultural context can be decisive in the perception of the USR by students. Such a study would allow for greater generalization of the results and would contribute to the definition of commonalities in the recommended USRs for different countries and regions.

Author Contributions: This paper is the result of cooperation between four authors. D.G.-V. identified the concepts, defined and conducted the research, collected the data, wrote the manuscript based on the literature review, and reviewed and approved the final version. J.A.F.-F. also contributed to the research and wrote other sections of the manuscript. F.H.-O. reviewed the final version of the manuscript. L.E.V.-J. also wrote some sections of the paper and reviewed and approved the final version. All authors have read and agreed to the published version of the manuscript.

Acknowledgments: This research was supported by the European Regional Development Fund and Junta of Extremadura (Business Research (INVE) Research Group (SEJ022 code)) and by the VI Action Plan 2018-2020 under grant number GR18058.

Conflicts of Interest: The authors declare no conflict of interest.

References

- Adomssent, Maik, Jasmin Godemann, and Gerd Michelsen. 2007. Transferability of approaches to sustainable development at universities as a challenge. *International Journal of Sustainability in Higher Education* 8: 385–402. [\[CrossRef\]](#)
- Aguinis, Herman, and Ante Glavas. 2019. On corporate social responsibility, sense making, and the search for meaningfulness through work. *Journal of Management* 45: 1057–86. [\[CrossRef\]](#)
- Ahmed, Jamilah. 2012. Can a university act as a corporate social responsibility (CSR) driver? An analysis. *Social Responsibility Journal* 8: 77–86. [\[CrossRef\]](#)

- Alnawas, Ibrahim. 2015. Student orientation in higher education: Development of the construct. *Higher Education: The International Journal of Higher Education and Educational Planning* 69: 625–52. [CrossRef]
- Alves, Helena, and Mario Raposo. 2006. Conceptual model of student satisfaction in higher education. *Total Quality Management* 18: 571–88. [CrossRef]
- Amaral, Alberto, and António Magalhães. 2002. The emergent role of external stakeholders in European higher education governance. In *Governing Higher Education: National Perspectives on Institutional Governance*. Edited by Alberto Amaral, Glen A. Jones and Berit Karseth. Dordrecht: Kluwer Academic Publishers, pp. 1–20.
- Aznar Minguet, Pilar, María Angels Ull, Albert Piñero, and M. Pilar Martínez Agut. 2014. La sostenibilidad en la formación universitaria: Desafíos y oportunidades. *Educación XXI* 17: 133–58. [CrossRef]
- Baker-Shelley, Alex, Annemarie van Zeijl-Rozema, and Pim Martens. 2017. A conceptual synthesis of organisational transformation: How to diagnose, and navigate, pathways for sustainability at universities. *Journal of Cleaner Production* 145: 262–76. [CrossRef]
- Baldarelli, Maria-Gabriella, and Sabrina Gigli. 2014. Exploring the drivers of corporate reputation integrated with a corporate responsibility perspective: Some reflections in theory and in praxis. *Journal of Management and Governance* 18: 589–613. [CrossRef]
- Basterretxea, Imanol, and Ricardo Martínez. 2012. Impact of management and innovation capabilities on performance: Are cooperatives different? *Annals of Public and Cooperative Economics* 83: 357–81. [CrossRef]
- Beerli Palacio, Asunción, and Gonzalo Díaz Meneses. 2003. Los efectos de la imagen percibida de la universidad en la satisfacción de los estudiantes. *Revista Española De Investigación y Marketing ESIC* 7: 7–35.
- Beltrán-Llavedor, José, Enrique Íñigo-Bajo, and Alejandrina Mata-Segreda. 2014. La responsabilidad social universitaria, el reto de su construcción permanente. *Revista Iberoamericana de Educación Superior* 5: 3–18. [CrossRef]
- Beynaghi, Ali, Gregory Trencher, Fathollah Moztarzadeh, Masoud Mozafari, Reza Maknoon, and Walter Leal Filho. 2016. Future sustainability scenarios for universities: Moving beyond the United Nations decade of education for sustainable development. *Journal of Cleaner Production* 112: 3464–78. [CrossRef]
- Bingham, Lisa, Tina Nabatchi, and Rosemary O'Leary. 2005. The new governance: Practices and processes for stakeholder and citizen participation in the work of government. *Public Administration Review* 65: 547–58. [CrossRef]
- Bok, Derek. 2009. *Beyond the Ivory Tower: Social Responsibilities of the Modern University*. Cambridge: Harvard University Press.
- Bowen, Howard R. 1953. *Social Responsibility of the Businessman*. New York: Harper & Row.
- Bradford, Jaryn, and Evan D.G. Fraser. 2008. Local authorities, climate change and small and medium enterprises: Identifying effective policy instruments to reduce energy use and carbon emissions. *Corporate Social Responsibility and Environmental Management* 15: 156–72. [CrossRef]
- Burrows, Joanne. 1999. Going beyond labels: A framework for profiling institutional stakeholders. *Contemporary Education* 70: 5–10.
- Capelleras, Joan-Lluís, and José M. Veciana Vergés. 2001. *Calidad de Servicio en la Enseñanza Universitaria: Desarrollo y Validación de una Escala de Medida*. Working paper, 2001/4. Barcelona: Universidad Autónoma de Barcelona.
- Carmines, Edward G., and Richard A. Zeller. 1991. *Reliability and Viability Assessment*. Thousand Oaks: Sage Publications.
- Carroll, Archie B. 1979. A three-dimensional conceptual model of corporate performance. *Academy of Management Review* 4: 497–505. [CrossRef]
- Castilla-Polo, Francisca, María Isabel Sánchez-Hernández, and Dolores Gallardo-Vázquez. 2017. Assessing the influence of social responsibility on reputation: An empirical case-study in agricultural cooperatives in Spain. *Journal of Agricultural and Environmental Ethics* 30: 99–120. [CrossRef]
- Cereceda, L. 2005. Percepción de los Estudiantes en Torno a la Responsabilidad Social Universitaria en la Pontificia Universidad Católica de Chile. *Santiago: Pontificia Universidad Católica de Chile*. Available online: <http://vidauniversitaria.uc.cl/liderazgoestudiantil/documentos/documentos/rsu.pdf> (accessed on 15 April 2019).
- Chin, Wynne W. 1998a. The partial least squares approach to structural equation modelling. *Modern Methods for Business Research* 295: 295–336.
- Chin, Wynne W. 1998b. Issues and opinion on structural equation modeling. *MIS Quarterly* 22: VII–XVI.

- Chin, Wynne W. 2010. How to write up and report PLS analyses. In *Handbook of Partial Least Squares: Concepts, Methods and Applications in Marketing and Related Fields*. Edited by Vincenzo Esposito Vinci, Wynne W. Chin, Jörg Henseler and Huiwen Wang. Berlin: Springer, pp. 655–90.
- Chin, Wynne W., and Jens Dibbern. 2010. An introduction to a permutation based procedure for multi-group PLS analysis: Results of tests of differences on simulated data and a cross cultural analysis of the sourcing of information system services between Germany and the USA. In *Handbook of Partial Least Squares: Concepts, Methods and Applications in Marketing and Related Fields*. Edited by Vincenzo Esposito Vinzi, Wynne W. Chin, Jörg Henseler and Huiwen Wang. Berlin: Springer, pp. 171–93.
- Clarkson, Max. 1995. A stakeholder framework for analyzing and evaluating corporate social performance. *Academy of Management Review* 20: 92–117. [\[CrossRef\]](#)
- Cohen, Jacob. 1988. *Statistical Power Analysis for the Behavioral Sciences*. Hillsdale: Lawrence Erlbaum Associates.
- Deakin, Simon, and Richard Hobbs. 2007. False dawn for CSR? Shifts in regulatory policy and the response of the corporate and financial sectors in Britain. *Corporate Governance* 15: 68–76. [\[CrossRef\]](#)
- Doh, Jonathan P., and Terrence R. Guay. 2006. Corporate Social Responsibility, Public Policy, and NGO Activism in Europe and the United States: An Institutional-Stakeholder Perspective. *Journal of Management Studies* 43: 47–73. [\[CrossRef\]](#)
- Domínguez Pachón, María Jesús. 2009. Responsabilidad social universitaria. *Humanismo y Trabajo Social* 8: 37–67.
- Enríquez Cuadro, Alicia Corina, Darli Garofalo Velasco, and Fausto Hidalgo Troya. 2018. The administration and its contribution to the educational management in the higher education institutions in Ecuador. *Dilemas Contemporaneos-Educacion Politica y Valores* 5: 1–14.
- European Commission. 2001. *Green Paper. Promoting a European Framework for Corporate Social Responsibility*. Brussels: Office for Official Publications of the European Communities.
- European Commission. 2011. *Renewed EU Strategy 2011–2014 for the Social Responsibility of Companies*. Brussels: European Commission. Available online: <http://eur-lex.europa.eu> (accessed on 20 April 2019).
- European Parliament. 2013a. *Informe Sobre Responsabilidad Social de las Empresas: Comportamiento Responsable y Transparente de las Empresas y Crecimiento Sostenible (2012/2098(INI))*. Luxembourg: Comisión de Asuntos Jurídicos.
- European Parliament. 2013b. *Informe Sobre la Responsabilidad Social de las Empresas: Promover los Intereses de la Sociedad y un Camino Hacia la Recuperación Sostenible e Integradora (2012/2097(INI))*. Luxembourg: Comisión de Asuntos Jurídicos.
- Falk, R. Frank, and Nancy B. Miller. 1992. *A primer for Soft Modeling*. Akron: The University of Akron.
- Fassin, Yves, Annick van Rossem, and Marc Buelens. 2011. Small-business owner-managers' perceptions of business ethics and CSR-related concepts. *Journal of Business Ethics* 98: 425–53. [\[CrossRef\]](#)
- Ferrer-Balas, Didac, Jun Adachi, S. Banas, Cliff I. Davidson, A. Hoshikoshi, A. Mishra, Y. Motodoa, M. Onga, and Madelene Ostwald. 2008. An international comparative analysis of sustainability transformation across seven universities. *International Journal of Sustainability in Higher Education* 9: 295–316. [\[CrossRef\]](#)
- Fornell, Claes, and David F. Larcker. 1981. Evaluating structural equation models with unobservable variables and measurement error. *Journal of Marketing Research* 18: 39–50. [\[CrossRef\]](#)
- Fornell, Claes. 1982. A second generation of multivariate analysis: An overview. In *A Second Generation of Multivariate Analysis*. Edited by Claes Fornell. New York: Praeger Publishers, p. 1.
- Frooman, Jeff. 1999. Stakeholders influence strategies. *Academy of Management Review* 24: 191–205. [\[CrossRef\]](#)
- Gaete Quezada, Ricardo. 2011. La responsabilidad social universitaria como desafío para la gestión estratégica de la educación superior: El caso de España. *Revista de Educación* 355: 109–33.
- Gaete Quezada, Ricardo. 2012. Gobierno universitario pluralista. Una propuesta de análisis desde la teoría de los stakeholders. *Universities and Knowledge Society Journal* 9: 115–29.
- Gallardo-Vázquez, Dolores, and María Isabel Sánchez-Hernández. 2012. *La Responsabilidad Social Empresarial en Extremadura*. Badajoz: Fundación Obra Social La Caixa. ISBN 978-84-695-5177-6.
- Gallardo-Vázquez, Dolores, and María Isabel Sánchez-Hernández. 2014a. Measuring corporate social responsibility for competitive success at a regional level. *Journal of Cleaner Production* 72: 14–22. [\[CrossRef\]](#)
- Gallardo-Vázquez, Dolores, and María Isabel Sánchez-Hernández. 2014b. Structural analysis of the strategic orientation to environmental protection in SMEs. *BRQ—Business Research Quarterly* 17: 115–28. [\[CrossRef\]](#)

- Gallardo-Vázquez, Dolores, María Isabel Sánchez-Hernández, and María Beatriz Corchuelo-Martínez-Azúa. 2013. Validación de un instrumento de medida para la relación entre la orientación a la responsabilidad social corporativa y otras variables estratégicas de la empresa. *Revista de Contabilidad* 16: 11–23. [\[CrossRef\]](#)
- Garriga, Elisabet, and Domenec Melé. 2004. Corporate social responsibility theories: Mapping the territory. *Journal of Business Ethics* 53: 51–71. [\[CrossRef\]](#)
- Gil, Montelongo, María Dolores, Gilberto López, and Carlos Arturo Bolio Yris. 2012. *La Percepción de la Responsabilidad Social Corporativa en Estudiantes de Educación Superior*. Xalapa: Facultad de Contaduría y Administración de la Universidad Veracruzana.
- González-Loureiro, Miguel, and Jose Pita-Castelo. 2012. A model for assessing the contribution of innovative SMEs to economic growth: The intangible approach. *Economics Letters* 116: 312–15. [\[CrossRef\]](#)
- Green, Samuel B. 1991. How many subjects does it take to do a regression analysis. *Multivariate Behavioral Research* 26: 499–510. [\[CrossRef\]](#)
- Guédez, Víctor. 2006. *Ética y Práctica de la Responsabilidad Social Empresarial*. Madrid: Editorial Planeta.
- Hair, Joe F., Christian M. Ringle, and Marko Sarstedt. 2011. PLS-SEM: Indeed a silver bullet. *Journal of Marketing Theory and Practice* 19: 139–51. [\[CrossRef\]](#)
- Hair, Joe F., Christian M. Ringle, and Marko Sarstedt. 2013. Editorial-partial least squares structural equation modeling: Rigorous applications, better results and higher acceptance. *Long Range Planning* 46: 1–12. [\[CrossRef\]](#)
- Hemsley-Brown, Jane, and Izhar Oplatka. 2006. Universities in a competitive global marketplace: A systematic review of the literature on higher education marketing. *International Journal of Public Sector Management* 19: 316–38. [\[CrossRef\]](#)
- Henseler, Jörg, Christian M. Ringle, and Marko Sarstedt. 2015. A new criterion for assessing discriminant validity in variance-based structural equation modelling. *Journal of the Academy of Marketing Science* 43: 115–35. [\[CrossRef\]](#)
- Henseler, Jörg, Christian M. Ringle, and Rudolf R. Sinkovics. 2009. The use of partial least squares path modeling in international marketing. *Advances in International Marketing* 20: 277–320.
- Henseler, Jörg, Theo K. Dijkstra, Marko Sarstedt, Christian M. Ringle, Adamantios Diamantopoulos, Detmar W. Straub, David J. Ketchen, Joseph F. Hair, G. Tomas M. Hult, and Roger J. Calantone. 2014. Common beliefs and reality about PLS: Comments on Rönkkö & Evermann (2013). *Organizational Research Methods* 17: 182–209.
- Herrera-Madueño, Jesús, Manuel Larrán-Jorge, María Paula Lechuga-Sancho, and Domingo Martínez-Martínez. 2016. Responsabilidad social en las PYMEs: Análisis exploratorio de factores explicativos. *Revista de Contabilidad* 19: 31–44. [\[CrossRef\]](#)
- Hu, Li-tze, and Peter M. Bentler. 1999. Cutoff criteria for fit indexes in covariance structure analysis: Conventional criteria versus new alternatives. *Structural Equation Modeling* 6: 1–55. [\[CrossRef\]](#)
- Jabbour, Charbel Jose Chiappetta. 2010. Greening of business schools: A systematic view. *International Journal of Sustainability in Higher Education* 11: 49–60. [\[CrossRef\]](#)
- Jenkins, Heledd. 2006. Small business champions for corporate social responsibility. *Journal of Business Ethics* 67: 241–56. [\[CrossRef\]](#)
- Jongbloed, Ben, Jürgen Enders, and Carlo Salerno. 2008. Higher education and its communities: Interconnections, interdependencies and research agenda. *Higher Education* 56: 303–24. [\[CrossRef\]](#)
- Lafuente, Alberto, Víctor Viñuales, Rafael Pueyo, and Jesús Llaría. 2003. *Responsabilidad Social Corporativa y Políticas Públicas. Documento de Trabajo 3*. Madrid: Fundación Alternativas.
- Lamberton, Gelff. 2005. Sustainability accounting—A brief history and conceptual framework. *Accounting Forum* 29: 7–26.
- Larrán Jorge, Manuel, Antonio López Hernández, and María Yolanda Calzado Cejas. 2012a. Stakeholder expectations in Spanish public universities: An empirical study. *International Journal of Humanities and Social Science* 2: 1–13.
- Larrán Jorge, Manuel, Antonio López Hernández, Jesús Herrera Madueño, and Francisco Javier Andrades Peña. 2012b. Do Spanish public universities use corporate social responsibility as a strategic and differentiating factor? *International Journal of Humanities and Social Science* 2: 29–44.

- Larrán Jorge, Manuel, Marta de la Cuesta, Ángeles Fernández, María Jesús Muñoz, Antonio López, José Mariano Moneva, José Miguel Rodríguez, Emilio Martín Villaspín, María Yolanda Calzado Cejas, Jesús Herrera Madueño, and et al. 2012c. Análisis del nivel de implantación de políticas de responsabilidad social en las universidades españolas. In *Proceedings of the Conferencia de Consejos Sociales de las Universidades Públicas Españolas*. Madrid: Fundación Carolina.
- Larrán-Jorge, Manuel, and Francisco Javier Andrades-Peña. 2015. Análisis de la responsabilidad social universitaria desde diferentes enfoques teóricos. *Revista Iberoamericana de Educación Superior* 6: 91–107. [CrossRef]
- Latif, Khawaja Fawad. 2018. The development and validation of stakeholder-based scale for measuring university social responsibility (USR). *Social Indicators Research* 140: 511–47. [CrossRef]
- Leitao, Joao, and María José Silva. 2007. CSR and Social Marketing: What is the Desired Role for Universities in Fostering Public Policies? Available online: http://mpira.ub.uni-muenchen.de/2954/1/MPRA_paper_2954.pdf (accessed on 20 December 2019).
- Leonard, Lori, and Timothy Paul Cronan. 2005. Attitude toward ethical behavior in computer use: A shifting model. *Industrial Management & Data Systems Information* 105: 1150–71. [CrossRef]
- López-Cózar-Navarro, Cristina, and Sonia Benito-Hernández. 2017. Responsabilidad social empresarial en la industria manufacturera: Ámbitos social y económico. *DYNA* 92: 308–13. [CrossRef]
- Lozano, Rodrigo, Rebeka Kovacic Lukman, Francisco J. Lozano, Donald Huisingh, and Wim Lambrechts. 2013. Declarations for sustainability in higher education: Becoming better leaders, through addressing the university system. *Journal of Cleaner Production* 48: 10–19. [CrossRef]
- Lozano, Rodrigo. 2011. The state of sustainability reporting in universities. *International Journal of Sustainability in Higher Education* 12: 67–78. [CrossRef]
- Marín Rives, Longinos, and Salvador Ruiz de Maya. 2007. La identificación del consumidor con la empresa: Más allá del marketing de relaciones. *Universia Business Review* 13: 62–75.
- Mark-Herbert, Cecilia, and Carolina von Schantz. 2007. Communicating corporate social responsibility—Brand management. *Electronic Journal of Business Ethics and Organization Studies* 12: 4–11.
- McWilliams, Abigail, Donald S. Siegel, and Patrick M. Wright. 2006. Corporate social responsibility: Strategic implications. *Journal of Management Studies* 43: 1–18. [CrossRef]
- Mitchell, Ronald, Bradley Agle, and Donna Wood. 1997. Toward a theory of stakeholder identification and salience: Defining the principle of who and what really counts. *Academy of Management Review* 22: 853–58. [CrossRef]
- Molina Roa, Nelson Andrés, O. Sierra, V. Restrepo, and J. Mondragón. 2012. Prestación de servicios para pymes. Bases teóricas para el modelo de responsabilidad social universitaria de la Facultad de Ciencias Administrativas y Contables de la Universidad de La Salle. *Gestión & Sociedad* 5: 55–71.
- Moneva Abadía, José Mariano, and Emilio Martín Vallespín. 2012. Universidad y desarrollo sostenible: Análisis de la rendición de cuentas de las universidades públicas desde un enfoque de responsabilidad social. *Revista Iberoamericana de Contabilidad de Gestión* 10: 1–8.
- Moneva-Abadía, José Mariano, Dolores Gallardo-Vázquez, and María Isabel Sánchez-Hernández. 2018. Corporate social responsibility as a strategic opportunity for small firms during economic crises. *Journal of Small Business Management* 57: 172–99. [CrossRef]
- Nejati, Mehran, Yashar Salamzadeh, and Farzad F. Sharafi. 2010. Environmental sustainability: A study of world leading universities. *Proceedings of International Conference on Environmental Research and Technology, Malaysia*, 175–78.
- Noguera, Juanjo Martí, Jorge Eduardo Moncayo, and Manuel Martí-Vilar. 2014. Revisión de propuestas metodológicas para evaluar la responsabilidad social universitaria. *Revista Digital de Investigación en Docencia Universitaria* 8: 77–94. [CrossRef]
- Nunnally, Jum C. 1978. *Psychometric Theory*. New York: McGraw-Hill.
- Nunnally, Jum C., and Ira H. Bernstein. 1994. *Psychometric Theory*. New York: McGraw-Hill.
- Obeidat, Bader. 2016. Exploring the relationship between corporate social responsibility, employee engagement, and organizational performance: The case of Jordanian mobile telecommunication companies. *International Journal of Communications, Network and System Sciences* 9: 361–86. [CrossRef]
- Pastrana, Nathaly Aya, and Krishnamurthy Sriramesh. 2014. Corporate social responsibility: Perceptions and practices among SMEs in Colombia. *Public Relations Review* 40: 14–24. [CrossRef]

- Pérez, Andrea, Patricia Martínez, and Ignacio Rodríguez del Bosque. 2013. The development of a stakeholder-based scale for measuring corporate social responsibility in the banking industry. *Service Business* 7: 459–81. [CrossRef]
- Perrini, Francesco, Angeloantonio Russo, and Antonio Tencati. 2007. CSR strategies of SMEs and large firms: Evidence from Italy. *Journal of Business Ethics* 74: 285–300. [CrossRef]
- Pollock, Noah, Eileen Horn, Robert Costanza, and Matt Sayre. 2009. Envisioning helps promote sustainability in academic: A case study at the University of Vermont. *International Journal of Sustainability in Higher Education* 10: 343–53. [CrossRef]
- Ringle, Christian M., Sven Wende, and Jan-Michael Becker. 2014. *SmartPLS 3*. Hamburg: SmartPLS.
- Roberts, Paula, Helena Priest, and Michael Traynor. 2006. Reliability and validity in research. *Nursing Standards* 20: 41. [CrossRef]
- Rockström, Johan, Will Steffen, Kevin Noone, Asa Persson, F. Stuart Chapin, and Eric F. Lambin. 2009. A safe operating space for humanity. *Nature* 461: 472–75. [CrossRef]
- Roldán, José Luis, and Manuel J. Sánchez-Franco. 2012. Variance-based structural equation modeling: Guidelines for using partial least squares. In *Research Methodologies, Innovations and Philosophies in Software Systems Engineering and Information Systems*. Edited by Manuel Mora, Ovsei Gelman, Annette L. Steenkamp and Mahesh Raisinghani. Hershey: Information Science Reference, pp. 193–221.
- Saleem, Shahzadi Saima, Kamran Moosa, Abeer Imam, and Rashid Ahmed Khan. 2017. Service quality and student satisfaction: The moderating role of university culture, reputation and price in the education sector of Pakistan. *Iranian Journal of Management Studies* 10: 237–58. [CrossRef]
- Sánchez-Hernández, María Isabel, and Emerson W. Mainardes. 2016. University social responsibility: A student base analysis in Brazil. *International Review on Public and Nonprofit Marketing* 13: 151–69. [CrossRef]
- Sanje, Gresi, and Isil Senol. 2012. Corporate social responsibility in higher education institutions: Istanbul Bilgi University case. *American International Journal of Contemporary Research* 2: 95–103.
- Scherer, Andreas Georg, and Guido Palazzo. 2011. The new political role of business in a globalized world. A review of a new perspective on CSR and its implications for the firm, governance, and democracy. *Journal of Management Studies* 48: 899–931. [CrossRef]
- Secchi, Davide. 2006. The Italian experience in social reporting: An empirical analysis. *Corporate Social Responsibility and Environmental Management* 13: 135–49. [CrossRef]
- Sureshchandar, G.S., Chandrasekharan Rajendran, and T. J. Kamalanabhan. 2001. Customer perceptions of service quality: A critique. *Total Quality Management* 12: 111–24. [CrossRef]
- Trencher, Gregory, Masaru Yarime, Kes B. McCormick, Christopher N.H. Doll, and Steven B. Kraines. 2014. Beyond the third mission: Exploring the emerging university function of co-creation for sustainability. *Science and Public Policy* 41: 151–79. [CrossRef]
- Turker, Duygu. 2009. How corporate social responsibility influences organizational commitment. *Journal of Business Ethics* 89: 189–204. [CrossRef]
- Va'zquez, José Luis, Carlota L. Aza, and Ana Lanero. 2016. University social responsibility as antecedent of students' satisfaction. *International Review on Public and Nonprofit Marketing* 13: 137–49. [CrossRef]
- Valdez-Juárez, Luis Enrique, Dolores Gallardo-Vázquez, and Elva Alicia Ramos-Escobar. 2018. CSR and the supply chain: Effects on the results of SMEs. *Sustainability* 10: 2356. [CrossRef]
- Vallaes, François, Cristina de la Cruz, and Pedro M. Sasía. 2009. *Responsabilidad Social Universitaria. Manual de Primeros Pasos*. Madrid: McGraw Hill Interamericana.
- Vallaes, François. 2007. *Responsabilidad Social Universitaria. Propuesta Para Una Definición Madura y Eficiente*. Monterey: Programa para la Formación en Humanidades, Available online: http://www.responsable.net/sites/default/files/responsabilidad_social_universitaria_francois_vallaes.pdf (accessed on 21 June 2019).
- van Marrewijk, Marcel. 2003. Concepts and definitions of CSR and corporate sustainability: Between agency and communion. *Journal of Business Ethics* 44: 95–105. [CrossRef]
- Vandenberg, Robert J., and Charles E. Lance. 2000. A review and synthesis of the measurement invariance literature: Suggestions, practices, and recommendations for organizational research. *Organizational Research Methods* 3: 4–70. [CrossRef]
- Vázquez-Carrasco, Rosario, and María Eugenia López-Pérez. 2013. Small & medium-sized enterprises and corporate social responsibility: A systematic review of the literature. *Quality & Quantity* 47: 3205–18. [CrossRef]

- Veldman, Frederick J. 2018. Market-driven global directives and social responsibility in higher education. *African Journal of Business Ethics* 12: 78–103. [[CrossRef](#)]
- Weber, Manuela. 2008. The business case for corporate social responsibility: A company-level measurement approach for CS. *European Management Journal* 26: 247–61. [[CrossRef](#)]
- Weber, Paula S., James E. Weber, Bradley R. Sleeper, and Ken L. Schneder. 2004. Self-efficacy toward service, civic participation and the business student: Scale development and validation. *Journal of Business Ethics* 49: 359–69. [[CrossRef](#)]
- Winston, Morton Emanuel. 2002. NGO strategies for promoting corporate social responsibility. *Ethics & International Affairs* 16: 71–87. [[CrossRef](#)]
- Wright, Ryan T., Damon E. Campbell, Jason B. Thatcher, and Nicholas Roberts. 2012. Operationalizing multidimensional constructs in structural equation modeling: Recommendations for IS research. *Communications of the Association for Information Systems* 30: 367–412. [[CrossRef](#)]
- Yu, Hui-Cheng, Lopin Kuo, and Mao-Feng Kao. 2017. The relationship between CSR disclosure and competitive advantage. *Sustainability Accounting, Management and Policy Journal* 8: 547–70. [[CrossRef](#)]
- Zu, Liangrong, and Lina Song. 2009. Determinants of managerial values on corporate social responsibility: Evidence from China. *Journal of Business Ethics* 88: 105–17.



© 2020 by the authors. Licensee MDPI, Basel, Switzerland. This article is an open access article distributed under the terms and conditions of the Creative Commons Attribution (CC BY) license (<http://creativecommons.org/licenses/by/4.0/>).